

BALTIMORE POLICE DEPARTMENT

December 15, 2022



Council President Nick Mosby

Chairman Mark Conway

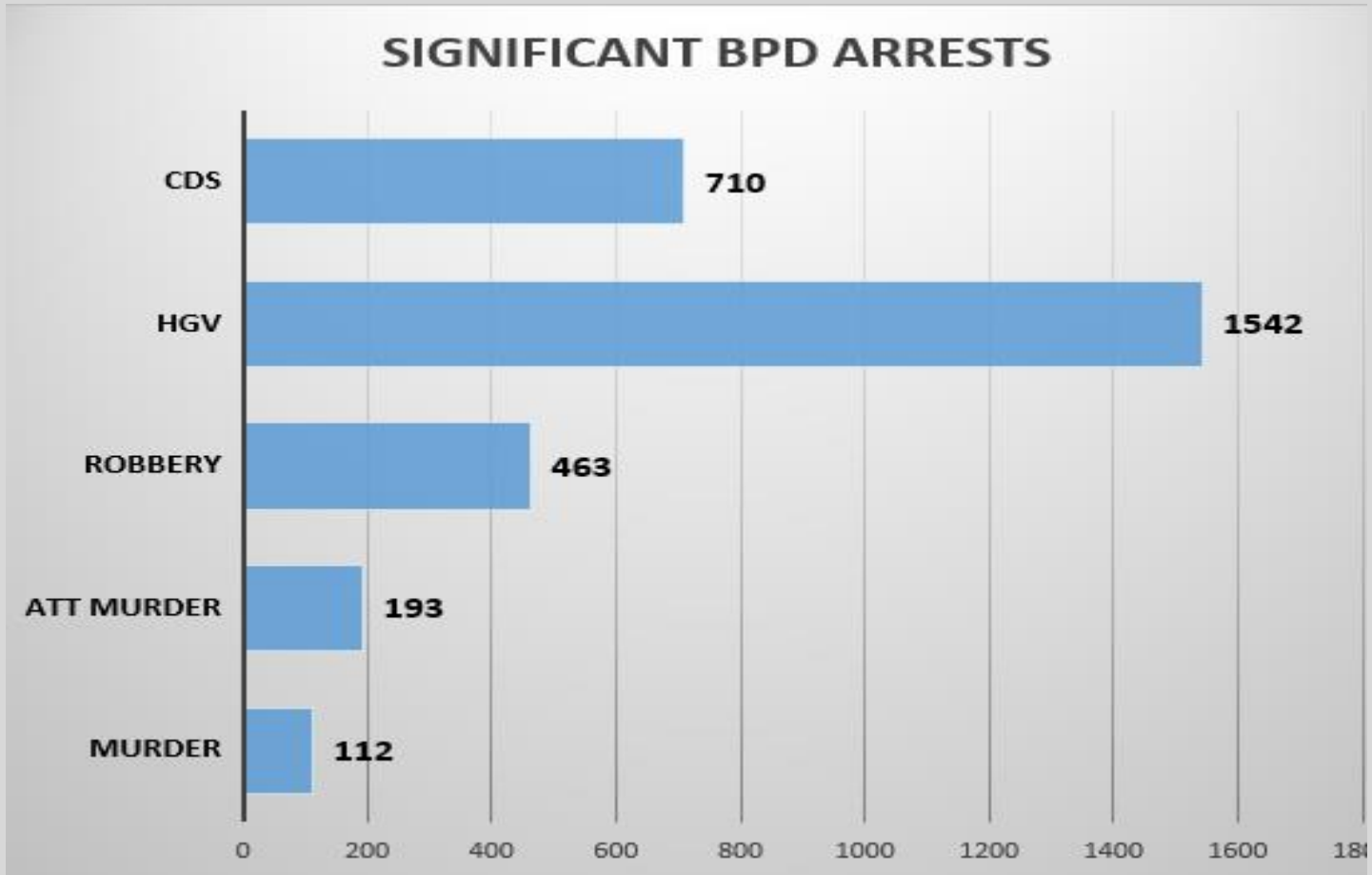


CLEARANCE RATES

Clearance Rates	2019	2020	2021	2022 (YTD)	Nat'l Average
Homicides	31.6%	38.1%	37.7%	36.8%	55.7%
Non-Fatal Shootings	19.3%	21.1%	24.2%	22.8%	26.1%
Robberies	29.30%	33.70%	33.40%	18.7%	20.4%
Burglaries	14.40%	17%	20%	9.97%	9.6%
Rape	45%	39%	20%	22%	32.9%



SIGNIFICANT ARRESTS



*Highest CJIS code only. For example there are more HGV arrests, but they are counted in Robbery/Att Murder/Murder arrests instead.



GUN-RELATED ARRESTS

Gun-Related Arrests in Baltimore City

GUN ARRESTS 2022

1,676

Gun Arrests 2021 | 1,402
20%

PATROL GUN ARRESTS 2022

1,467

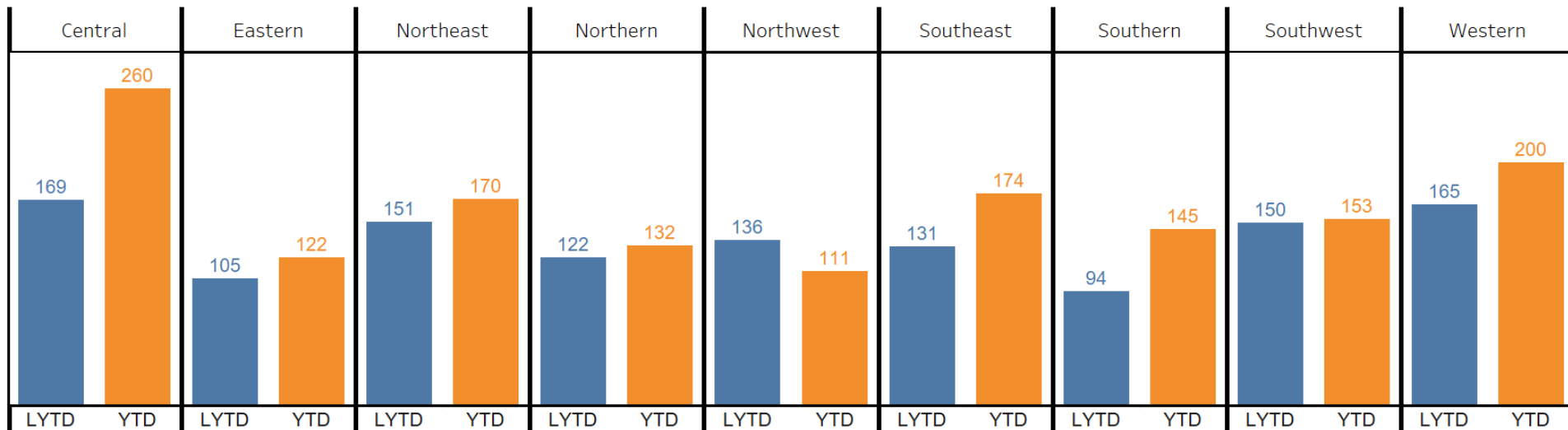
Gun Arrests 2021 | 1,223 19.95%

NON-PATROL GUN ARRESTS 2022

139

Gun Arrests 2021 | 130 6.92%

Gun Arrests by District



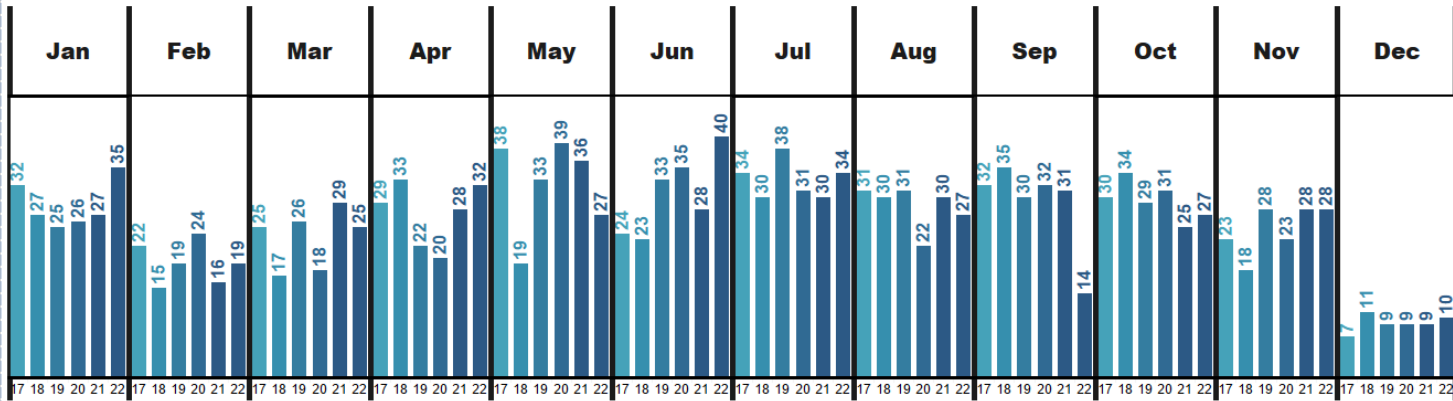
CITY-WIDE CRIME OVERVIEW

Overview of Crime in Baltimore City

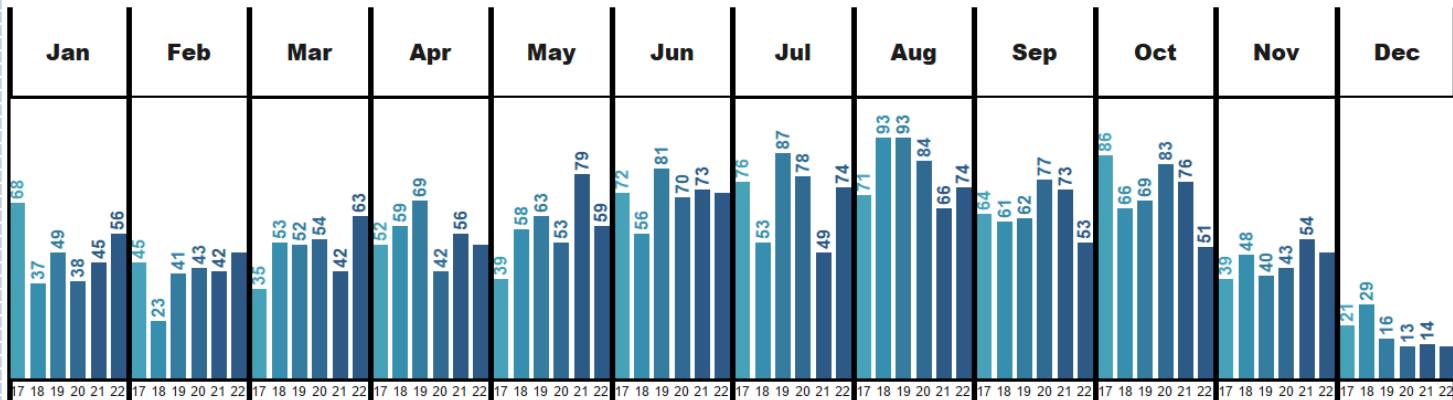
Year over Year Crime Numbers

	2022 Total	2021 Total	% Change
Homicide	318	317	0.3%
Shooting	665	669	-0.6%
Rape	249	275	-9.5%
Carjacking	634	529	19.8%
Robbery Commercial	692	319	116.9%
Aggravated Assault	5,199	5,204	-0.1%
Arson	116	134	-13.4%
Auto Theft	3,333	2,993	11.4%
Burglary	3,560	3,227	10.3%
Larceny	8,846	6,760	30.9%
LFA	3,514	4,262	-17.6%
ROBBERY	2,521	2,527	-0.2%

Number of Homicides by Month & Year Compared to 2021

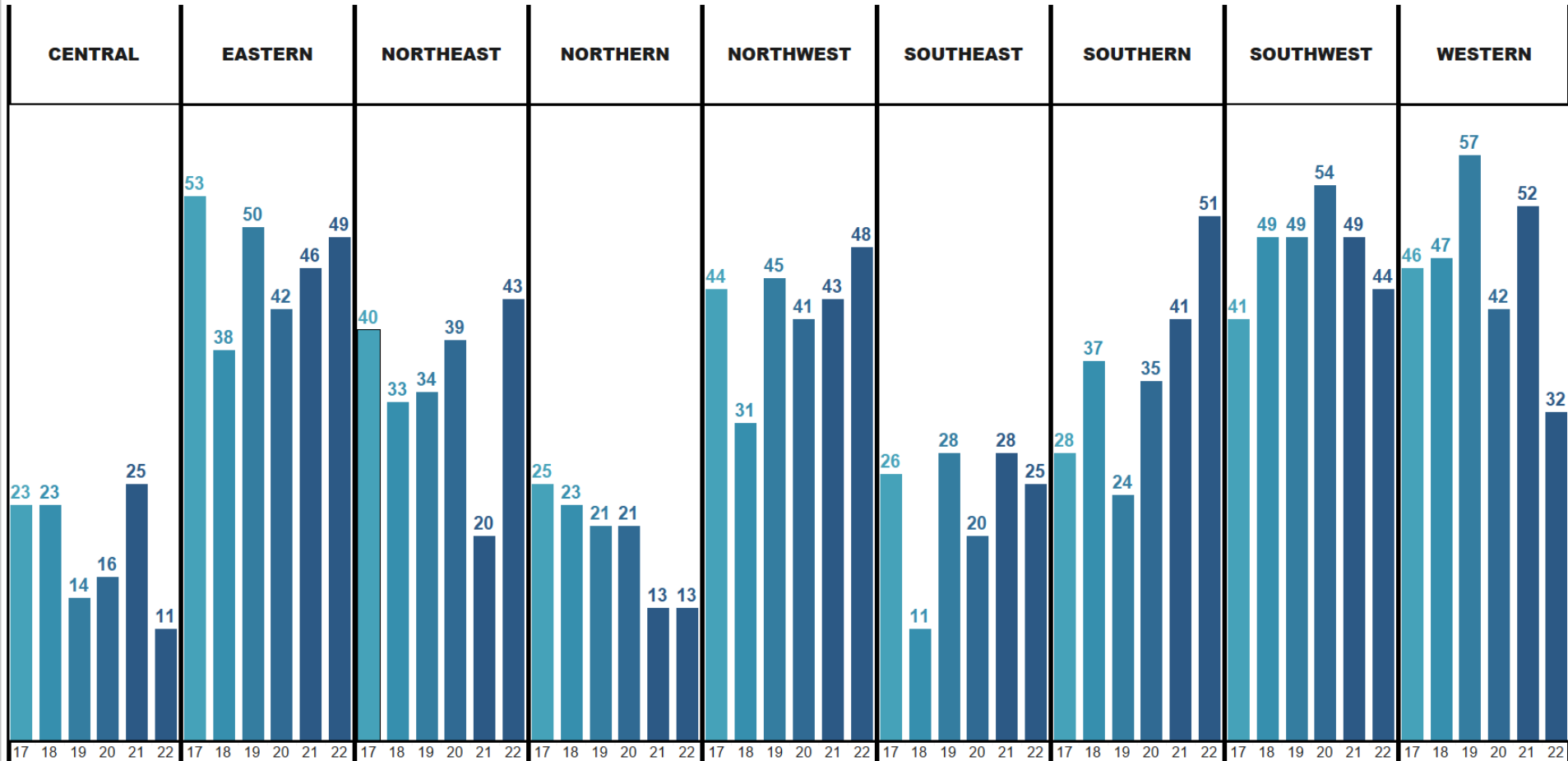


Number of Shootings by Month & Year Compared to 2021



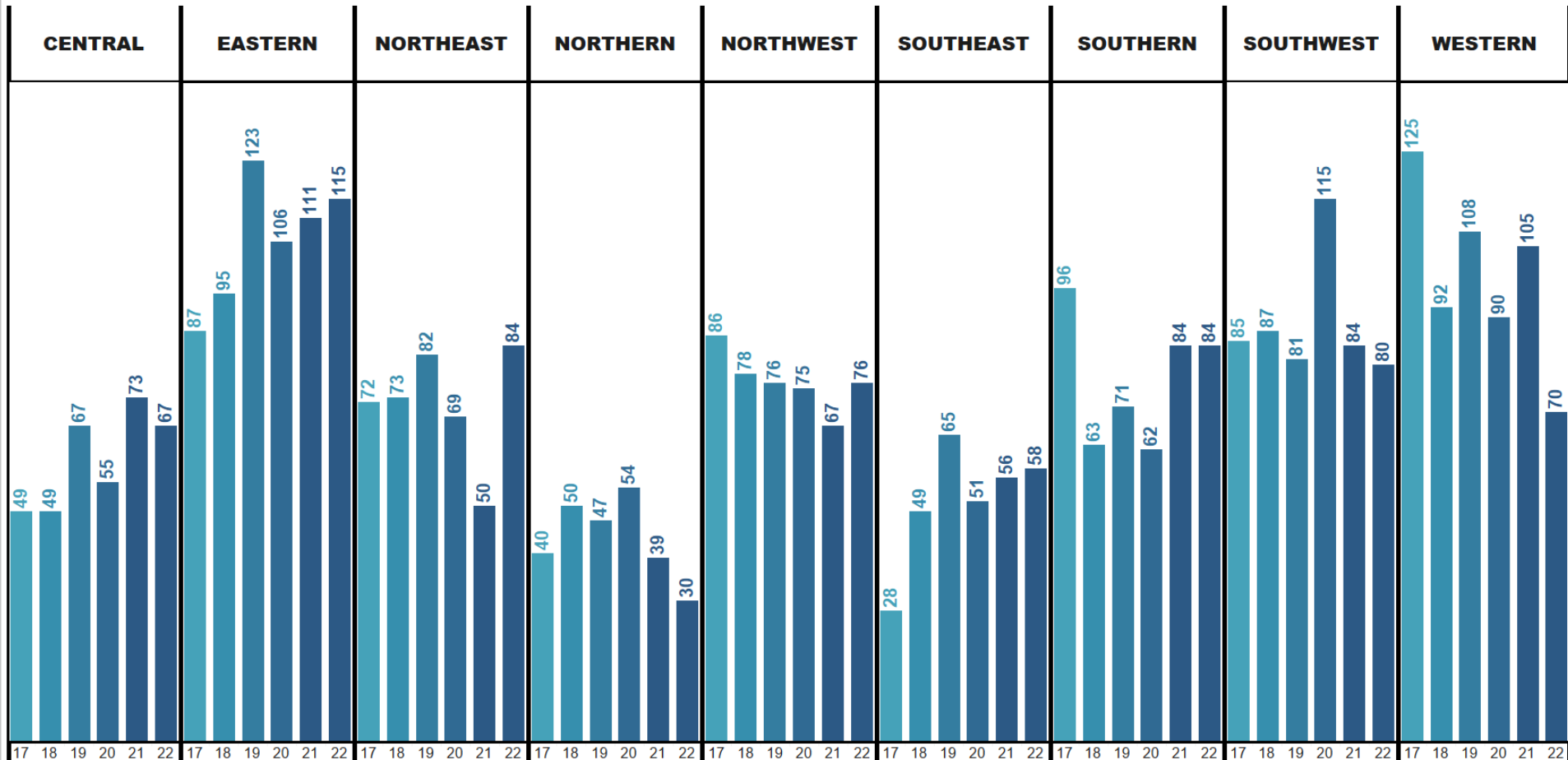
DISTRICT HOMICIDE COMPARISON

Number of Homicides by District & Year Compared to 2021



DISTRICT SHOOTING COMPARISON

Number of Shootings by District & Year Compared to 2021



DOMESTIC AND YOUTH VIOLENCE

Domestic Violence Year over Year

	2022 Total	2021 Total	% Change
Homicide	11	20	-45.0%
Shooting	1	3	-66.7%
Rape	29	37	-21.6%
Carjacking	4	13	-69.2%
Robbery Commercial	1	13	-92.3%
Aggravated Assault	1,628	1,618	0.6%
Arson	6	10	-40.0%
Auto Theft	33	49	-32.7%
Burglary	155	159	-2.5%
Larceny	380	301	26.2%
LFA	29	35	-17.1%
ROBBERY	327	399	-18.0%

Youth Violence Year Over Year

	2022 Total	2021 Total	% Change
Homicide	15	13	15.4%
Shooting	56	34	64.7%
Rape	60	56	7.1%
Carjacking	10	12	-16.7%
Robbery Commercial	5	8	-37.5%
Aggravated Assault	458	324	41.4%
Arson		2	
Auto Theft	4	7	-42.9%
Burglary	10	14	-28.6%
Larceny	81	65	24.6%
LFA	15	7	114.3%
ROBBERY	117	125	-6.4%





Consent Decree Update

AGENDA

- GLOBAL 4 Becomes GLOBAL 5
- Assessments
- Monitoring Year Recap
- What's to Come



GLOBAL 4 NOW GLOBAL 5

1

Training

2

Technology

3

Integrity

4

Staffing

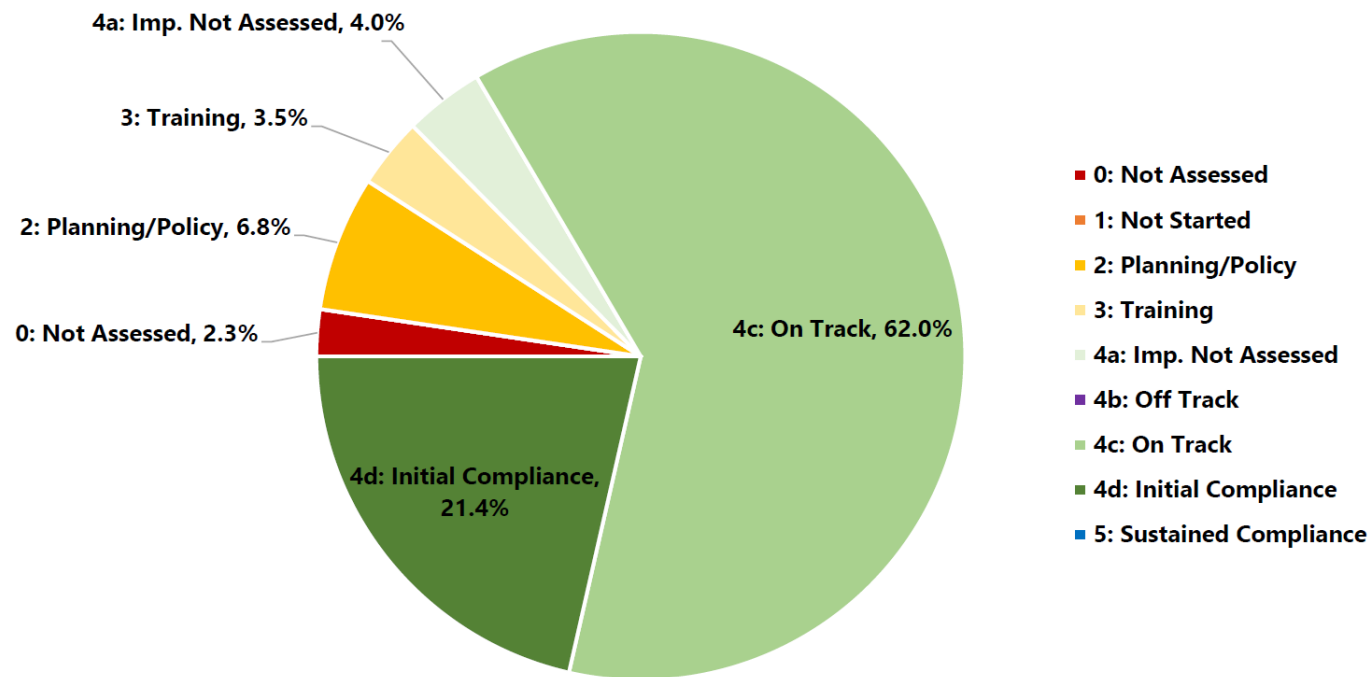
5

Assessments



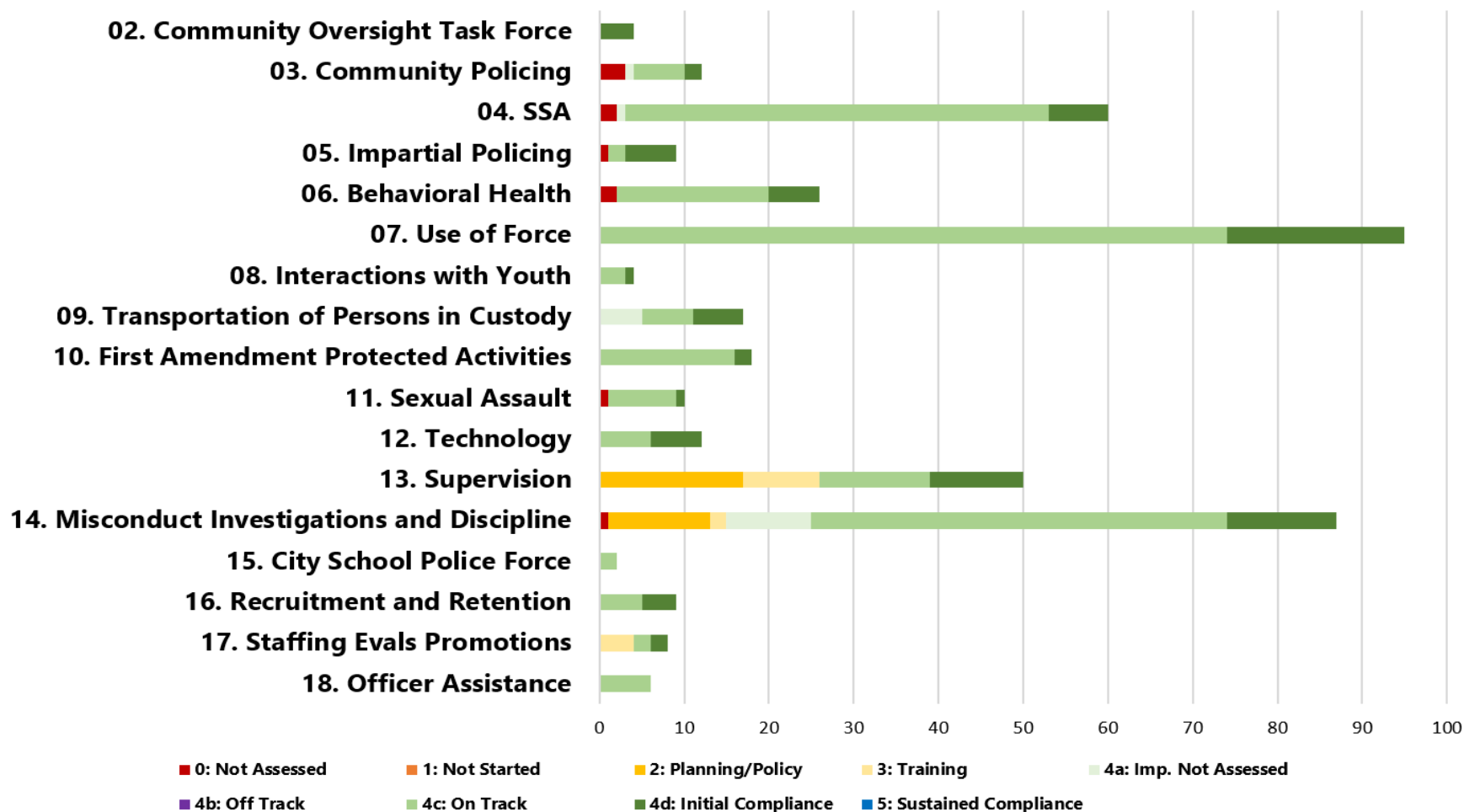
ASSESSMENTS

Summary of Consent Decree Assessments (as of Sept 2022)

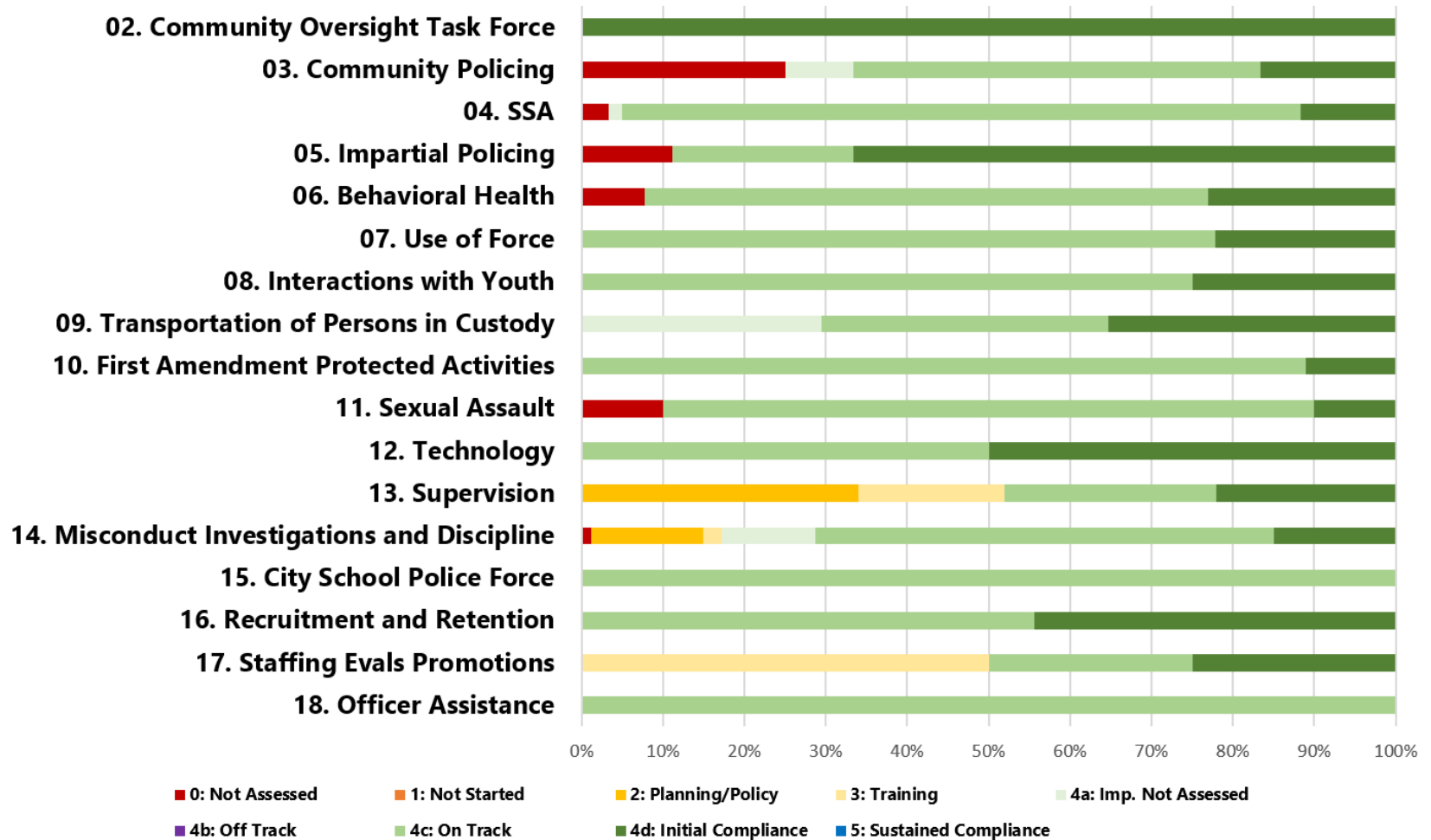


Totals	
0: Not Assessed	10
1: Not Started	0
2: Planning/Policy	29
3: Training	15
4a: Imp. Not Assessed	17
4b: Off Track	0
4c: On Track	266
4d: Initial Compliance	92
5: Sustained Compliance	0

Monitor Team Score Summary (Paragraphs) (as of Sept 2022)



Monitor Team Score Summary (% of Paragraphs by Section) (as of Sept 2022)



UPCOMING ASSESSMENTS/AUDITS

BPD ASSESSMENTS/AUDITS/REPORTS

- Behavioral Health forms
- Quarterly Arrests resulting in a Release Without Charge (RWOC)
- Annual First Amendment Protected Activities
- Annual Supervision Assessment
- Quarterly Misconduct Investigation Reports
- Use of Force Reports
- Internal Affairs Audit
- Body-Worn Camera Audits
- Transportation Audits
- Procedural Justice Audits

MONITORING TEAM ASSESSMENTS

- 8th Semiannual Comprehensive Assessment
- Comprehensive Assessment of PIB Misconduct Investigations
- Arrests Assessment
- Officer Safety & Wellness Assessment
- Use of Force Assessment
- Baseline Sexual Assault Assessment
- Behavioral Health Assessment Report



ENGAGEMENT

- Policy and Training Public Comment Periods
- Workshops
- Community Meetings
- Quarterly Public Hearings
- Surveys

TRANSPARENCY

The Baltimore Police Department (BPD) is committed to transparency in its operations and administration, and seeks opportunities to publicly share its mechanisms for holding officers, supervisors, and commanders accountable for their conduct and performance. Accordingly, we have posted the policies and procedures that guide the conduct of all police personnel, as well as information on other topics, including audits and inspections, the Consent Decree and Community Policing.

TRANSFORMING BPD

All About BPD's Consent Decree

Consent Decree Basics	Consent Decree FAQs	Public Hearing Transcripts	Independent Monitoring Team
BPD Reform Calendar	About the Consent Decree Implementation Unit	Monitoring Plans	Read the Consent Decree

Explore Other Transparency Topics

BPD Policies and Training Materials	Resources & Reports	Maryland Public Information Act	Accountability
---	---	---	--------------------------------

WHAT'S TO COME

- **6th Year Monitoring Plan**
- **Early Intervention System**
- **Case Management in Axon Records**
- **Public Integrity Bureau Informational Video**
- **Complaint Mediation**

