

BALTIMORE CITY COUNCIL  
PUBLIC SAFETY AND GOVERNMENT OPERATIONS COMMITTEE

---



Mayor's Office of Neighborhood Safety and Engagement (MONSE)

**LO22-0030**

**2023 End of Year Recap & 2024 Goals**

---



Chairman Mark Conway  
December 13, 2023

# Presentation Overview

## **2023 Recap**

- Sustaining and institutionalizing the work: MONSE completed its Framing Year (FY23) and the agency is midway through its Securing Year (FY24)
  - Continued to scale the violence prevention ecosystem and increase the capacity of CBOs to support violence prevention work
  - Successes and challenges

## **2024 Goals**

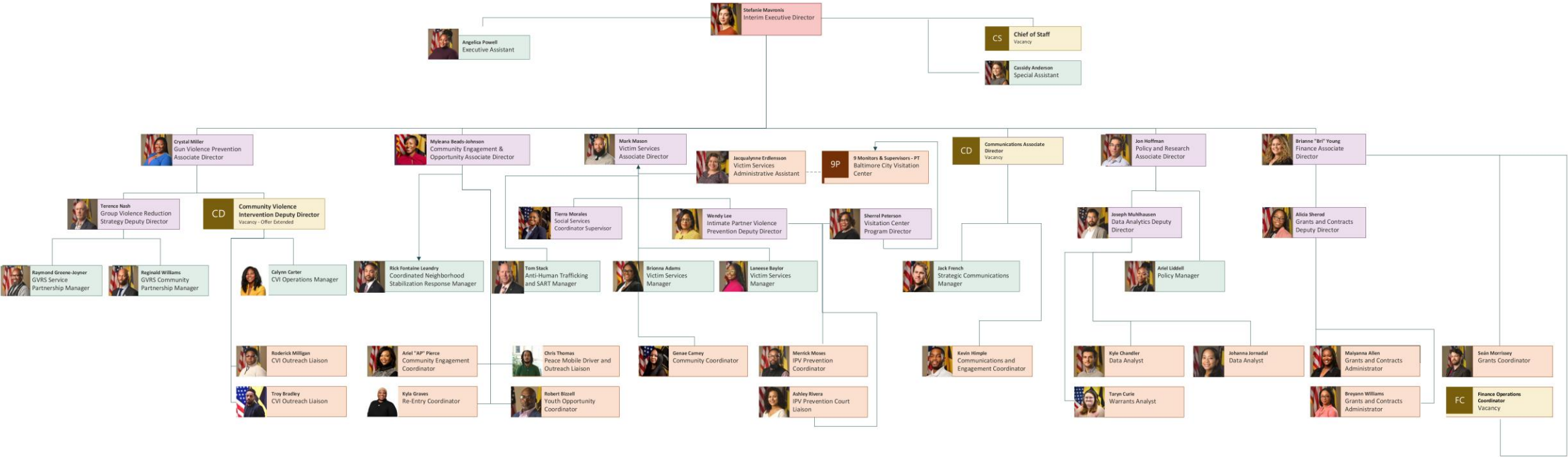
- Maintain the work at a high level: move strongly into MONSE's finishing year
  - Continued expansion of GVRS, CVI, youth diversion, re-entry, and victim services
  - Ensure full implementation and sustainability of the 5-year Comprehensive Violence Prevention Plan (CVPP): Biennial Update

# 2023 Recap



# MONSE's Organizational Structure Is Built Out Across All Lanes

Mayor's Office of Neighborhood Safety and Engagement (MONSE)  
Organizational Chart - December 2023  
City of Baltimore



# MONSE Portfolio

Gun Violence Prevention	Victim Services	Policy and Research	Community Engagement and Opportunity
<ul style="list-style-type: none"><li>• Group Violence Reduction Strategy (GVRS)</li><li>• Community Violence Intervention (CVI)<ul style="list-style-type: none"><li>◦ Safe Streets</li><li>◦ Hospital Violence Intervention</li><li>◦ School-Based Intervention</li></ul></li></ul>	<ul style="list-style-type: none"><li>• Gunshot Survivor Victim Services</li><li>• Intimate Partner Violence Prevention</li><li>• Baltimore City Visitation Center</li><li>• Anti-Human Trafficking and Sexual Assault Response</li></ul>	<ul style="list-style-type: none"><li>• Criminal Justice Coordinating Council</li><li>• Public Safety Accountability Dashboard</li><li>• GVRS Stat</li><li>• IPV Stat</li><li>• 911 Diversion</li></ul>	<ul style="list-style-type: none"><li>• Coordinated Neighborhood Stabilization Response (CNSR)</li><li>• Re-Entry</li><li>• Post-Arrest and Pre-Arrest Youth Diversion (Side Step)</li><li>• Community Healing</li></ul>





# Gun Violence Prevention

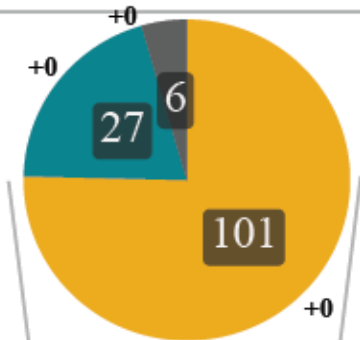
# GVRS Provides Crucial Services, Support, and Opportunities

2023 YTD (1/1 – 12/11)

Western

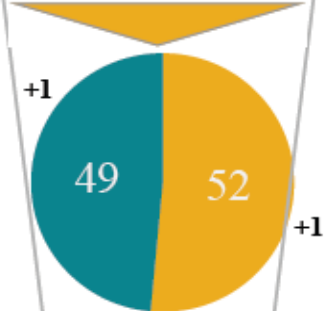
Southwestern

Average Referral Response Time	7.68	9.53
Average Time Before Enrollment	12.32	18.68



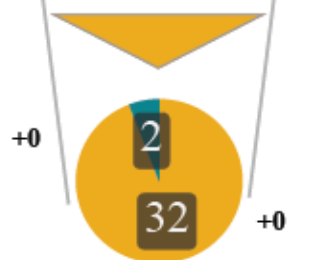
Direct Communication

- Yes
- Pending
- Removed



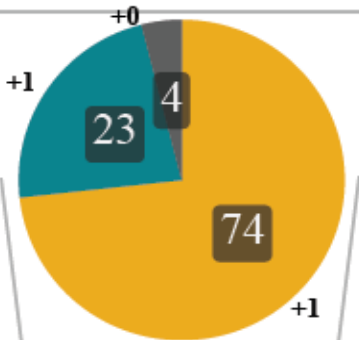
Direct Communication Type

- Full DC
- DC LE



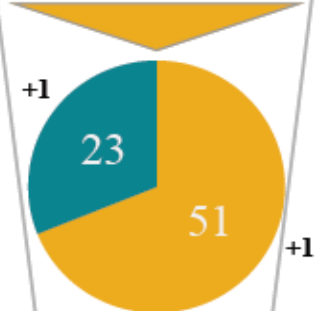
Service Provider

- YAP
- Roca



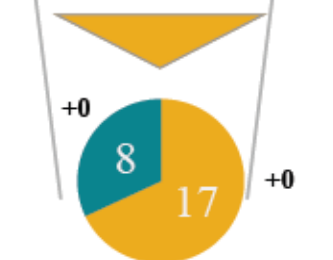
Direct Communication

- Yes
- Pending
- Removed



Direct Communication Type

- Full DC
- DC LE



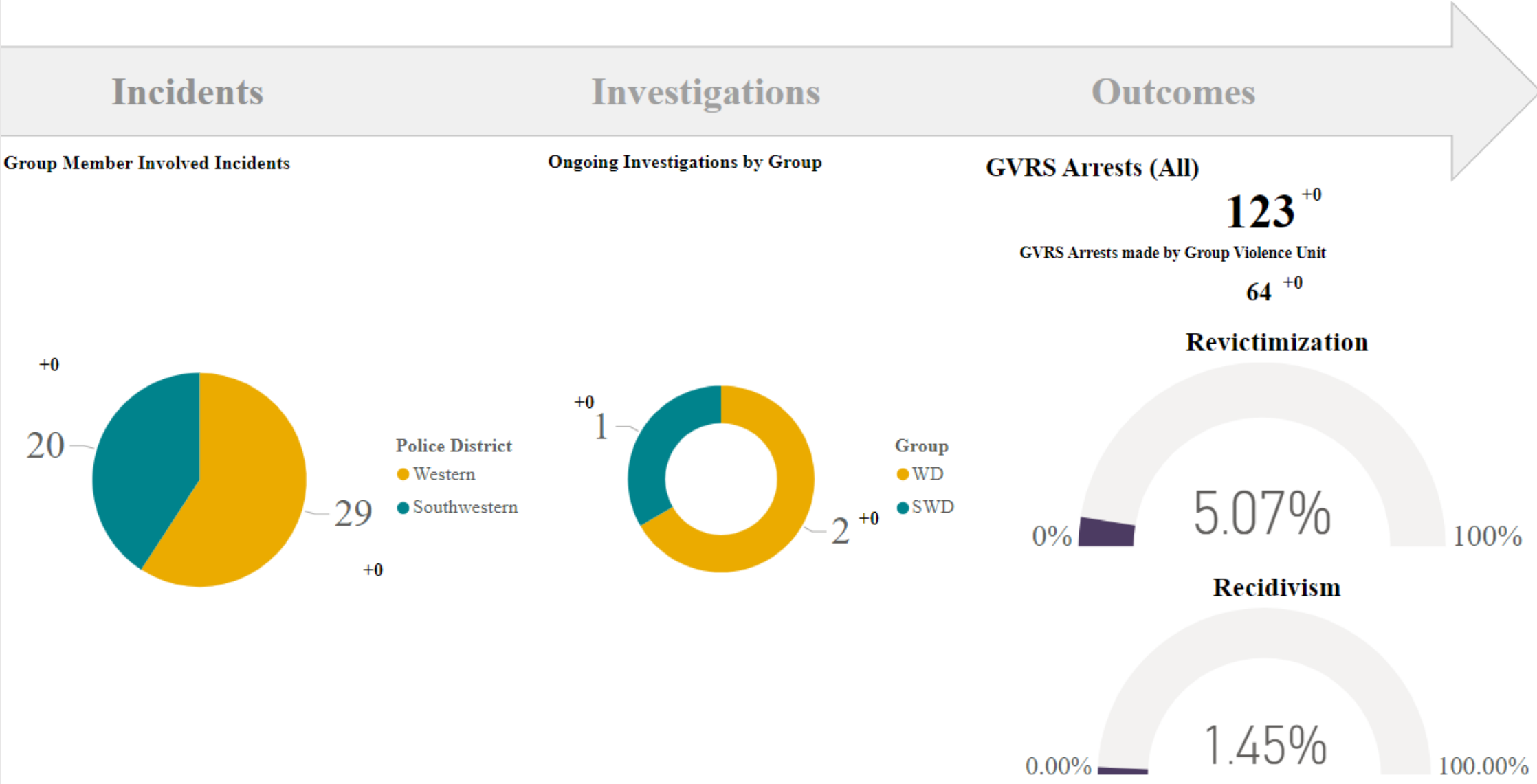
Service Provider

- YAP
- Roca

Combined WD + SWD GVRS Participants YTD: **59**

# Focused Enforcement is a Key Component of the GVRS Model

2023 YTD (1/1 – 12/11)



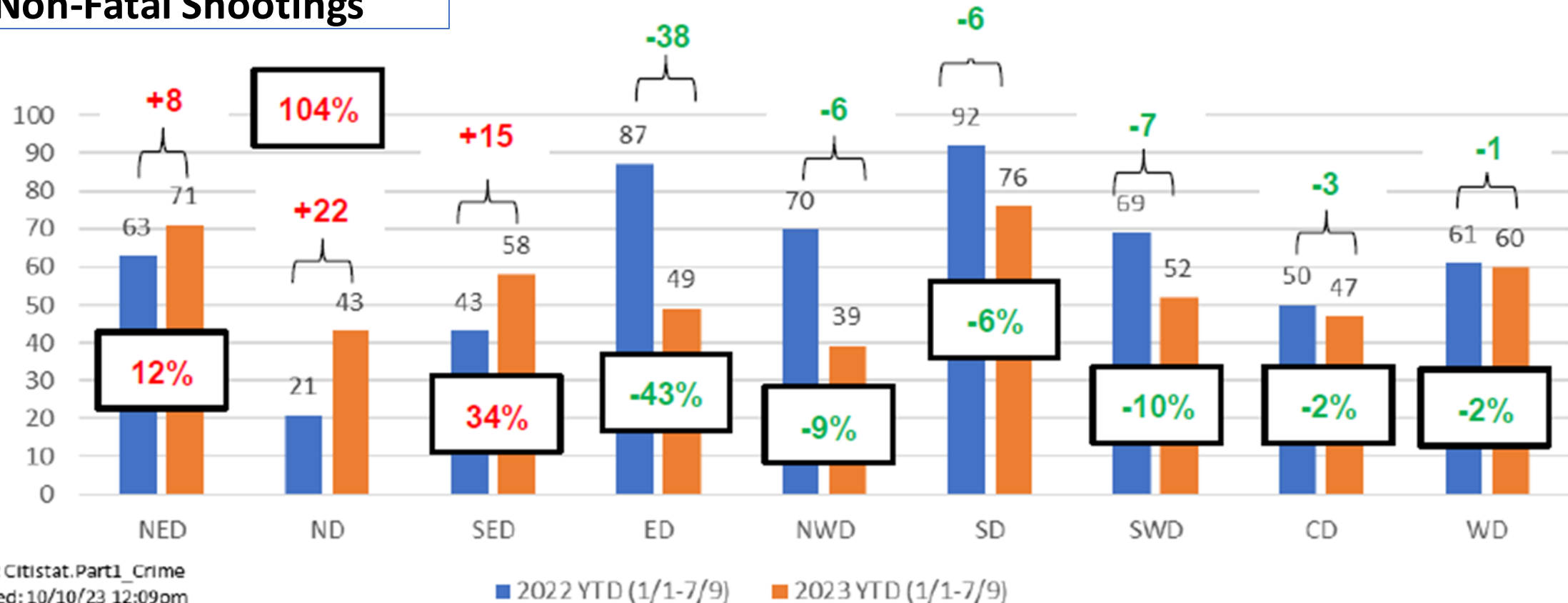


# 2023 vs 2022 **Jan - July**: SWD Saw a Decline in H/NFS, While WD Numbers Plateaued After A Large Drop in 2022

2023 (1/1 – 7/9) vs 2022 (1/1 – 7/9)

\*Note: year-over-year comparison for 2023 stops July 9 due to redistricting.

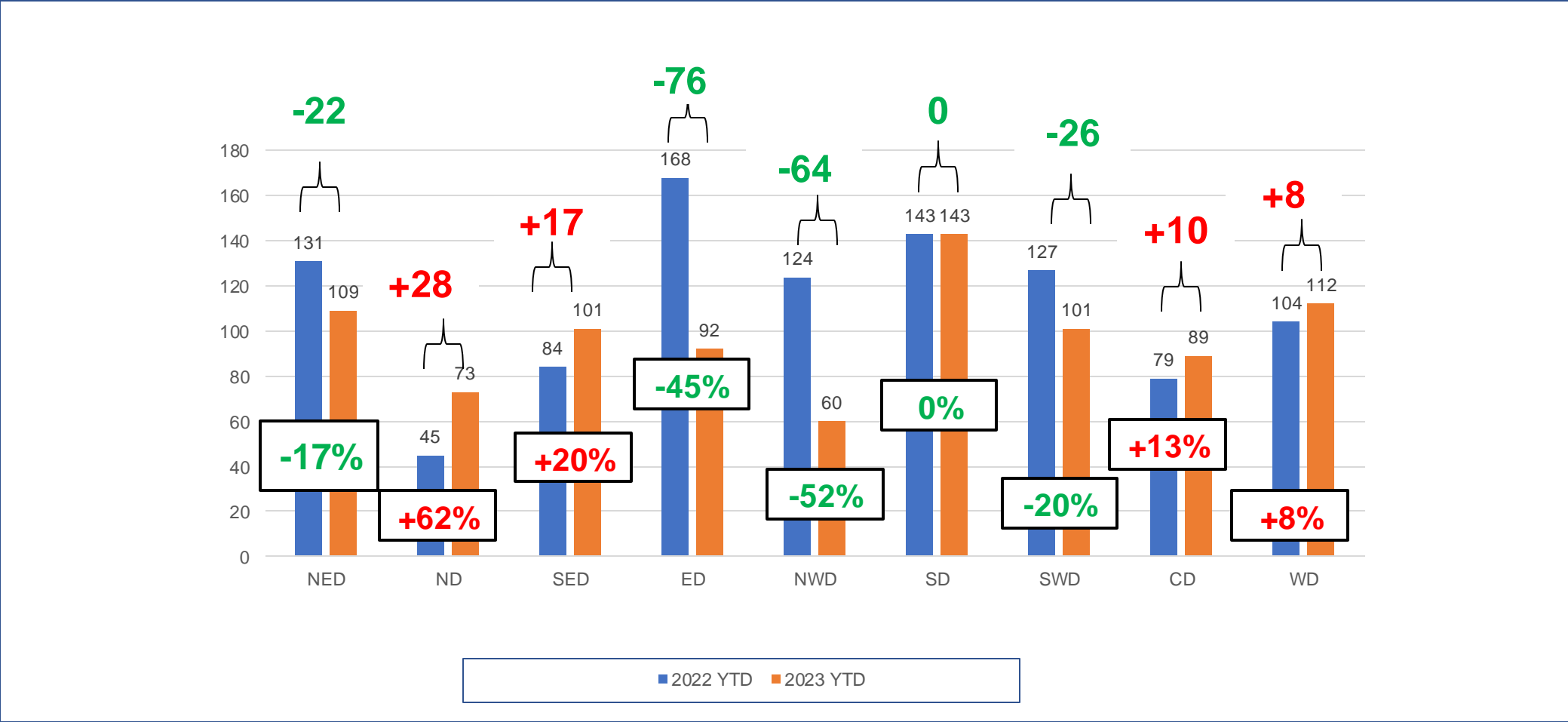
## Combined Homicides and Non-Fatal Shootings



2023 vs 2022 **Jan - Dec (OLD DISTRICT BOUNDARIES):** Homicides/Shootings  
Dropped 20% in the Southwestern and Increased 8% in the Western

Combined Homicides and  
Non-Fatal Shootings

2023 YTD **1/1 – 12/11** vs 2022 **1/1 – 12/11**



# Citywide Sequenced Expansion Must Adhere To Guiding Principles For Success

	WD Pilot	Step 1: Expansion to SWD + CD	Step 2: Expansion to ED + SD	Step 3: Expansion to Remainder of City
Timeline	<div> <div>2022</div> <div>2023</div> <div>2024</div> </div>			
Spatial coverage (by district)				

# Safe Streets Saw Declines in Homicide and Violent Crime in 2023 vs 2022 - All Catchment Areas Combined

## Safe Streets - Totals Across All Catchment Areas

Measure	2022 YTD*	2023 YTD*	% Change
Mediations	2,207	1,377	-38%
Homicide	37	29	-22%
Shooting	84	106	26%
Violent Crime	912	878	-7%
Property Crime	1,241	1,632	32%

\*YTD time period: 1/1 - 12/9

# Homicides and Shootings Decreased 2023 vs 2022 in Belair-Edison, Belvedere, Cherry Hill, McElderry Park, Park Heights, and Penn-North

Homicide			
Safe Streets Site	2022 PYTD	2023 YTD*	P365
Belair-Edison	5	2	2
Belvedere	2	1	1
Brooklyn	5	7	5
Cherry Hill	7	3	3
Franklin Square	2	3	3
McElderry Park	3	3	3
Park Heights	3	2	5
Penn-North	4	1	1
Sandtown-Winchester	3	4	5
Woodbourne-McCabe	0	3	3

Shooting			
Safe Streets Site	2022 PYTD	2023 YTD	P365
Belair-Edison	14	10	10
Belvedere	9	3	4
Brooklyn	12	38	10
Cherry Hill	9	9	10
Franklin Square	1	8	10
McElderry Park	14	11	11
Park Heights	8	6	9
Penn-North	6	5	5
Sandtown-Winchester	5	9	10
Woodbourne-McCabe	3	4	4

\*There were no homicides in any Safe Streets catchment areas during the month of November 2023



# MONSE Is Committed To Addressing Leadership, Staffing, and Community Engagement Gaps Across Sites

Safe Streets Site	Year Opened	Operator (Effective January 1, 2023)	Site Director Filled
McElderry Park*	2007	LifeBridge Health	Yes
Cherry Hill	2008	Associated Catholic Charities	Yes
Park Heights	2013	LifeBridge Health	No
Sandtown-Winchester	2016	Associated Catholic Charities	Yes
Belair-Edison*	2019	LifeBridge Health	No
Belvedere	2019	LifeBridge Health	Yes
Brooklyn	2019	Associated Catholic Charities	Yes
Woodbourne-McCabe	2019	LifeBridge Health	Yes
Franklin Square	2019	LifeBridge Health	No
Penn-North	2019	Associated Catholic Charities	Yes

Highlighted sites transitioned from other CBO's to Associated Catholic Charities or LifeBridge Health. \*McElderry Park and Belair Edison sites transitioned early in October 2022.

# 2024 Goals: Gun Violence Prevention

- Continue citywide scaling of the Group Violence Reduction Strategy (GVRS) and the integration of the Community Violence Intervention (CVI) ecosystem
- Launch School-Based Violence Intervention pilot in the 2024-2025 school year
- Strengthen relationships and connectivity across Hospital-Based Violence Intervention Programs
- Launch second biennial external Safe Streets Evaluation
- Host twelve Community Violence Intervention Listening Sessions





# Victim Services

# MONSE is the City's Central Hub for Victim Services

Sub-Lane	Measure	2022	2023
Victim Services	Number of victims served	11	163
Visitation Center	Number of non-custodial parent and child interactions supervised	662	702
Anti-Human Trafficking	Number of individuals who received human trafficking prevention and enforcement training	1,203	1,341

- MONSE's Victim Services team implements intensive case management services and provides support to crime victims and their families – in partnership with the BPD and SAO Victim Services Units, in addition to community-based providers
- The Victim Services team assists both primary and secondary victims – including young people and families - with mental health services, case management, and support resources

# 2024 Goals: Victim Services

- Continue expansion of victim services citywide
- Implement PSP recommendations
- Continue to expand Anti-Human Trafficking efforts
- Expand training on Signs of Intimate Partner Violence





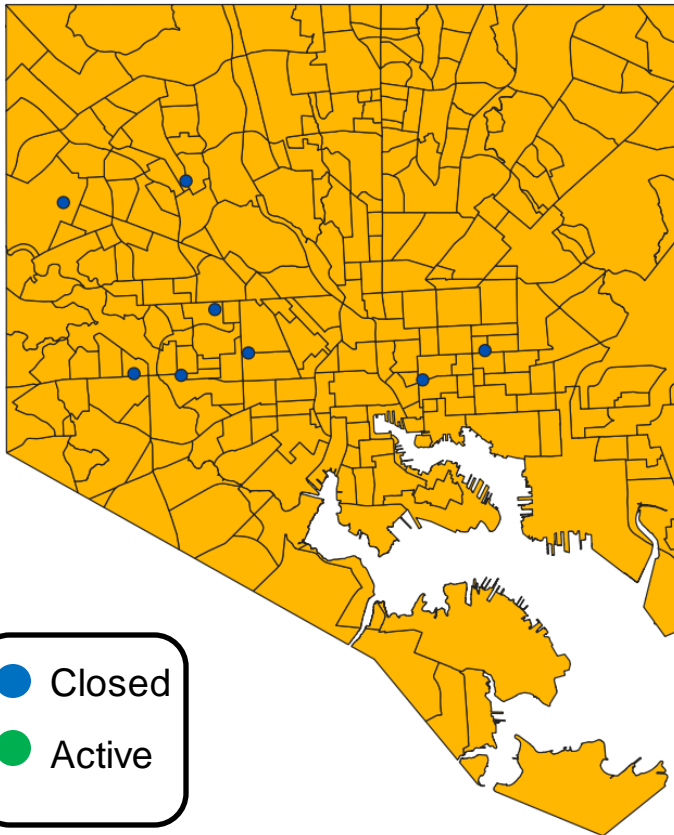
# Community Engagement & Opportunity



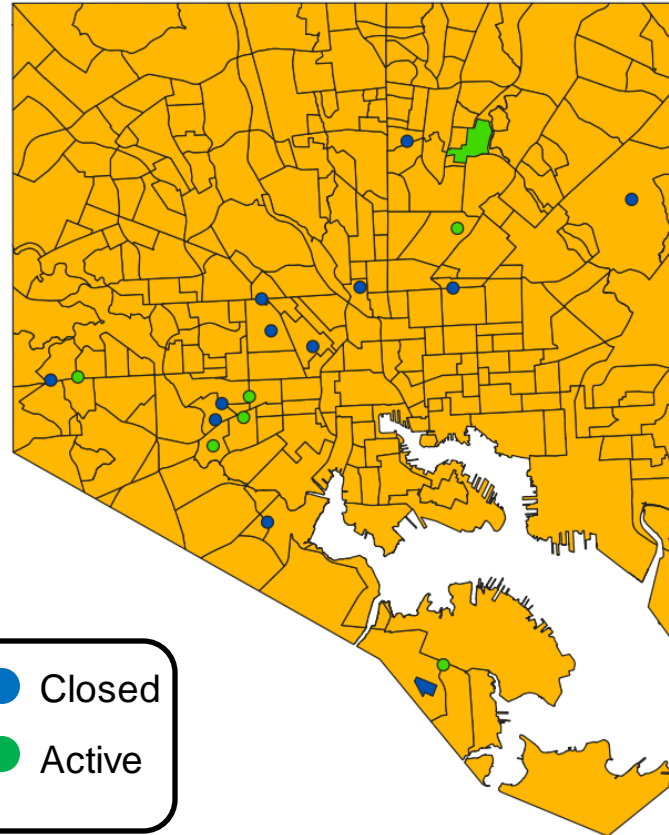
# Coordinated Neighborhood Stabilization Response (CNSR)

## Stabilizations Activated, 2022-2023

### Stabilizations Activated in 2022



### Stabilizations Activated in 2023



Address	Stabilization Start Date	Status
2000 W PRATT ST	11/28/2023	Active
2600 Wilkens Avenue	11/8/2023	Active
1700 Argonne Drive	10/4/2023	Active
N Monroe & W Fayette St	9/15/2023	Active
4598 Edmondson Avenue	9/7/2023	Active
2700 North Carey Street	7/9/2023	Closed
800 Gretna Court	7/2/2023	Closed
Frankford Avenue	5/31/2023	Closed
200 South Catherine Street	4/26/2023	Closed
2400 Maisel Court	4/21/2023	Closed
2000 North Charles Street	4/20/2023	Closed
100 North Calverton Road	3/14/2023	Closed
E North Ave & N Wolfe St.	2/10/2023	Closed
1800 East 29th Street	2/6/2023	Active
Pennsylvania Avenue	1/30/2023	Closed
1100 Cambria Street	1/6/2023	Active
4800 Edmondson Avenue	1/5/2023	Closed
1400 East Fayette Street	11/14/2022	Closed
W Lafayette Ave	11/14/2022	Closed
1711 Ruxton Avenue	11/7/2022	Closed
4001 Park Heights Avenue	8/30/2022	Closed
2801 Edmondson Avenue	8/22/2022	Closed
600 Linnard Street	8/7/2022	Closed
4601 Liberty Heights Avenue	5/10/2022	Closed
700 North Rose Street	5/10/2022	Closed
820 East 43rd Street	N/A	Closed
1201 Pennsylvania Avenue	N/A	Closed

# Returning Citizens Behind The Wall (RCBTW) Initiative

- Funded by American Rescue Plan Act (ARPA) dollars, this initiative provides training and paid employment for people preparing to return to their communities, along with wraparound supports before and upon their return
- Partnership with Maryland DPSCS, MONSE, MOED, and BCRP
- Goal to expand program to additional City agencies
- Connects individuals who are incarcerated and eligible for work release (up to 18 months pre-release) with \$15/hour employment with the Recreation and Parks department
- Provides participants with career training and counseling in financial management and conflict resolution, among other services
- **32 active participants following soft launch in Spring 2023**
- **77 total participants since launching**

# 2024 Goals: Community Engagement & Opportunity

- Scale SideStep Youth Diversion program citywide
- Continue to strengthen interagency coordination and community partnerships to effectively address public safety challenges including youth violence and auto theft
- Strengthen coordination of services with DJS for justice-involved youth
- Integrate trauma-informed approaches into neighborhood stabilization efforts
- Launch Safe Return Plans
- Launch Re-Entry Action Council
- Scale and enhance Neighborhood Policing Plans







# Policy & Research



# Criminal Justice Coordinating Council (CJCC)

- Re-established by Mayor Scott in August 2021
- Multi-agency partnership of senior decision makers and elected officials to coordinate cross-cutting systemic responses to criminal justice issues

## Principal Agencies

- Mayor
- BPD
- SAO
- DJS
- USAO
- Sheriff's Office
- DSPCS
- OPD
- Parole & Probation
- City Council

## Current Workgroups

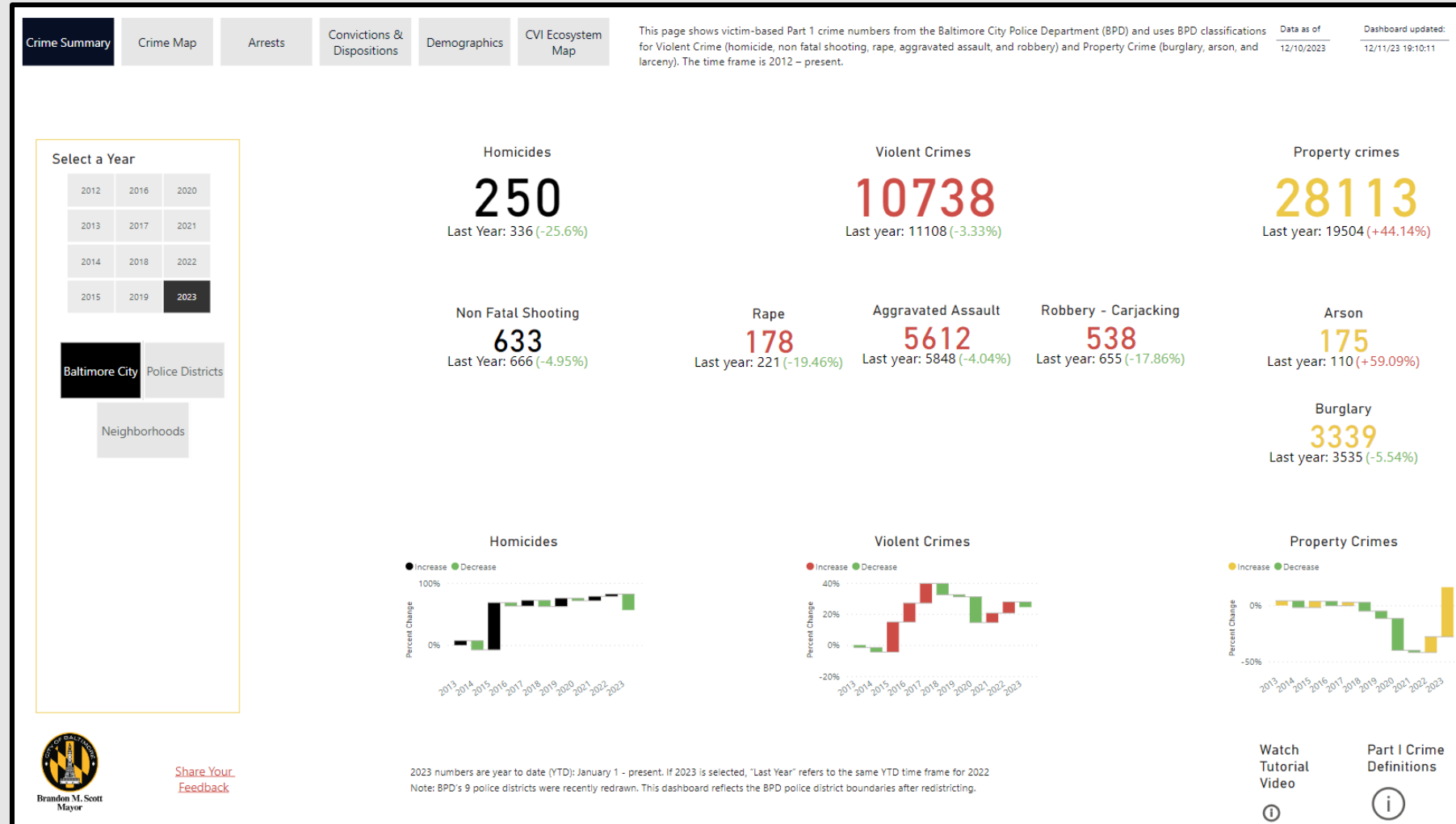
- Community Justice
- Domestic Violence
- Fines, Fees, & Restitution
- Interagency Data & IT
- Pretrial
- Warrants

# Public Safety Accountability Dashboard (PSAD) Updates

[PSAD Version 1 Link](#)

**Version 2, slated for early 2024, will include:**

- Crime summary based on new police districts in Baltimore City
- Crime map with breakdown of crime types
- Crime map by programs including Safe Streets, Neighborhood Policing Plan (NPP), and Group Violence Reduction Strategy (GVRS)
- An updated Arrest Map



Due to challenges with BPD new case management data system implementation, publicly available crime data may be inaccurate (+/- 5%) until the issue is resolved.

# 2024 Goals: Policy & Research

- Enhance 911 Diversion Efforts
- Assist in improving Public Safety Advisory Commission
- Fine-tune and scale IPV Stat and GVRs Stat
- Establish interagency Data-Sharing Agreements
- Update the Comprehensive Violence Prevention Plan (CVPP) as required by the Biennial Comprehensive Violence Prevention Plan Ordinance

