



FIRE DEPARTMENT QUARTERLY COUNCIL BRIEFING

March 20, 2024



**Brandon M. Scott
Mayor**

TABLE OF CONTENTS

1. Command Staff
2. Support Services & Community Risk Reduction
3. 911
4. Suppression Operations
5. Administration
6. EMS Operations
7. EMS Clinical Metrics



Brandon M. Scott
Mayor



COMMAND STAFF

Chief James W. Wallace

Assistant Chief Dante P. Stewart

- Operations

Assistant Chief Thomas P. Tosh

- Administration

Assistant Chief Christopher P. Caisse

- Support Services and Community Risk Reduction

Assistant Chief James U. Matz

- Emergency Medical Services

Executive Assistant Chief Kensington W. White III



Brandon M. Scott
Mayor



SUPPORT SERVICES COMMUNITY RISK REDUCTION

Assistant Chief Christopher P. Caisse

Deputy Chief Jason P. Goodwin

- Logistics

Director Shontee L. Hart

- Information Technology and Planning



Brandon M. Scott
Mayor

APPARATUS ON ORDER

BRAND	COUNT	TYPE	ETA
Seagrave	4	TDA	June 2024 (2), November 2026 (2), Procurement (1)
Seagrave	5	Engines	June 2024 (2), July 2024 (2), November 2025 , Procurement (1)
Seagrave	2	Towers	November 2025, November 2026
Seagrave	1	Air Flex	Procurement (1)
Pierce	3	TDA	Delivered (1), November 2025 (2)
Pierce	6	Engines	July 2024 (2), November 2025 (4)
Braun	4	EMS Transport	Delivered (2), May 2024 (2)
Wheeled Coach	14	EMS Transport	July 2024 (9), November 2024 (5)
Road Rescue	12	EMS Transport	December 2024 (12)



Brandon M. Scott
Mayor

VEHICLES ON ORDER

Awaiting Delivery of:

- 15 hybrid SUVs
- 2 fully electric vehicles

Vehicles that have been delivered will be placed in service over the next few weeks.



Brandon M. Scott
Mayor

STATION CONSTRUCTION & RENOVATION

Baltimore received a \$10,000,000 grant from the State of Maryland for the construction/renovation of 2 stations:

Station of Engine 14

- 1908 Hollins Street
- Design phase completed, awaiting access to funding

Station of Engine 27

- 4315 Mannasota Avenue
- Design phase



Brandon M. Scott
Mayor

STATION RENOVATIONS

The fire department was issued \$25,000,000 from ESPP funding in 2022 for station renovations.

- Lead paint abatement
- Individual sleeping quarters
- Gender neutral bathrooms
- Cancer reduction programs
- Green Energy Improvements

Renovations In Process

- Station of Engine 2 - 800 Light St.
 - 80% Complete
- Station of Engine 52 - 3525 Woodbrook Ave
 - Design phase



Brandon M. Scott
Mayor

FUTURE STATION RENOVATIONS

- Station of Engine 55, 1229 Bush Street
- Station of Engine 29, 4312 Park Heights Avenue
- Station of Engine 33, 1223 North Montford Avenue
- Station of Engine 56, 6512 Harford Road
- Station of Engine 57, 4427 Pennington Avenue
- Station of Engine 30, 3220 Frederick Avenue
- Station of Engine 36, 2249 Edmondson Avenue

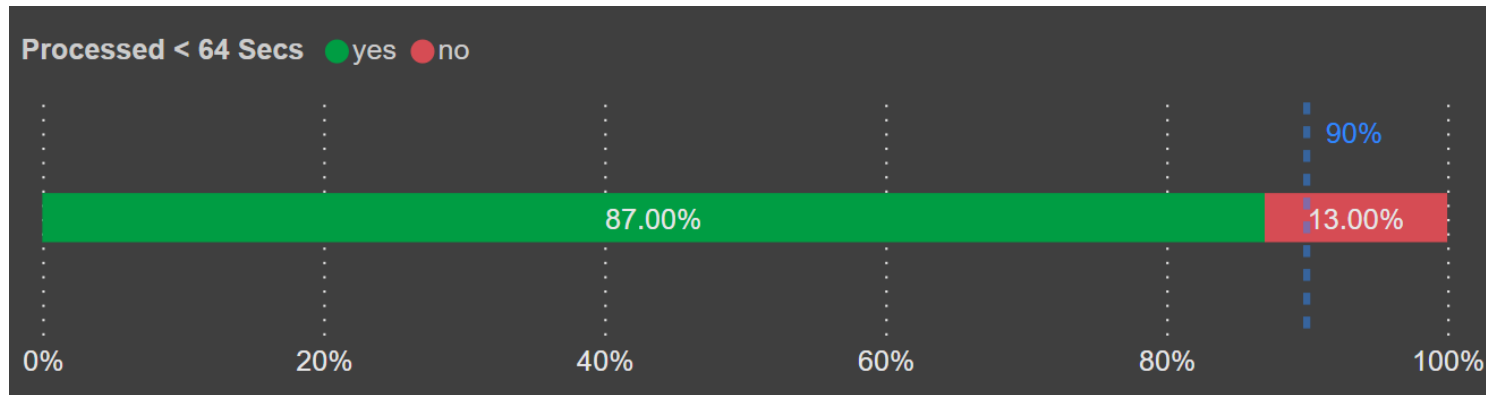


Brandon M. Scott
Mayor

INFORMATION TECHNOLOGY AND PLANNING

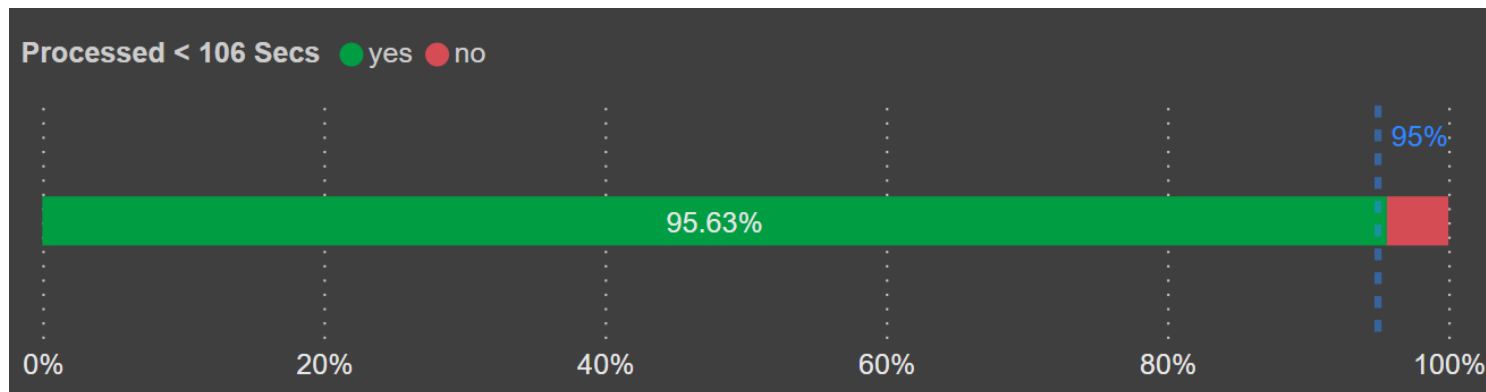
Fire Communications Bureau – Dispatch Center NFPA 1710: Q4 2023

Percentage of Calls Dispatched Within 64 Seconds



Total Units Dispatched: 86,341
EMS: 67,952
Suppression: 18,389

Percentage of Calls Dispatched Within 106 Seconds



Brandon M. Scott
Mayor



911 EMERGENCY CALL CENTER

Calls Handled in 4th Quarter

- 911 received a total of 330,560 calls for this quarter (1,372,264 calls in 2023)
- 74.10% answer time within 15 seconds (80.16% for 2023)

Hiring in 4th Quarter

- 8 new hires in December 2023
- Currently working with HR to get 911 hiring as continuous.
- 168 applicants applied from September-December
- Hiring event is scheduled for late March early April.
- Behavioral Health Clinician in the 911 Call center March 2024.



Brandon M. Scott
Mayor

OPERATIONS – DAILY ACTIVITIES

Deputy Chief John Eid

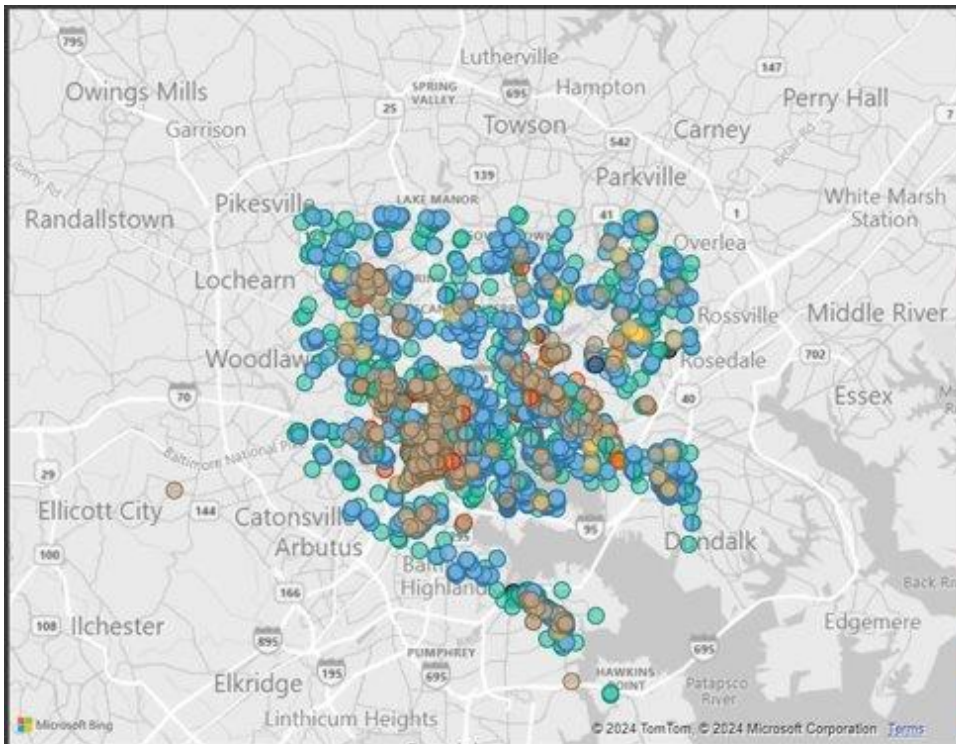
WEEKLY SCHEDULE FOR DAILY UNIT ACTIVATES/ TRAINING

Sunday	Monday	Tuesday	Wednesday	Thursday	Friday	Saturday
Training	Hydrants	Buildings	Unsafe Vacant Survey	Buildings	Make Up Day	Safety Sweeps
Pumping & Driving (1.5 Hours)	1-2 Zones	Pre-Fire Planning	Identify and Mark	Pre-Fire Planning		As instructed in
Day Shift & Night Shift	As dictated by Unit	1 Inspection Completed	2.0 Hour	1 Inspection Completed		OPS Memo 15-13
Battalion Training (2.0 Hours)	Commanders Policy	As directed in MOP 610	As directed in MOP 610-5	As directed in MOP 610		Unless Otherwise
Day Shift & Night Shift						Directed
	2&1 Training 3 units (AM/PM)	FOCUS LAB	Truck training 2 units (all day)		Bailout Training (AM/PM)	



Brandon M. Scott
Mayor

OPERATIONS – DAILY ACTIVITIES



Date: 10/1/2023 to 12/31/2023

Distinct Addresses: **12106**

Total Inspections: **12945**

Council: All | Neighborhood: All | Zone: All | Disposition: All

Battalion: All | Unit: All | Zpode: All

Distinct Address by Enforcement Zone

ZONE-1	383
ZONE-2	97
ZONE-3	177
ZONE-4	409
ZONE-5	440

Distinct Address by Disposition

5,729	NOT HOME
3,298	COMPLETED
937	BUILDING INSPE...
636	CODE-X SECURED
596	VACANT BOARDED

Distinct Address by Council District

1	1,756
9	1,621
10	1,412
11	1,176
7	1,018

Smoke Alarms Installed	Placards Installed	Unsafe Initiative Addresses	Vacant Addresses
901	816	832	1039
Smoke Alarms Inspected	Code-X Addresses	Distinct Unit Count	Unsecured Addresses
8,635	753	70	336

Distinct Address by Battalion

26	(Blank)
2,592	1ST
1,881	2ND
2,502	3RD
1,681	4TH
1,833	5TH
1,590	6TH

Top 15 Neighborhoods

320	Carrollton Ridge
315	Washington Village...
311	Broening Manor
303	Medford
280	Sandtown-Winches...



Brandon M. Scott
Mayor

SUPPRESSION UNIT CALL VOLUME

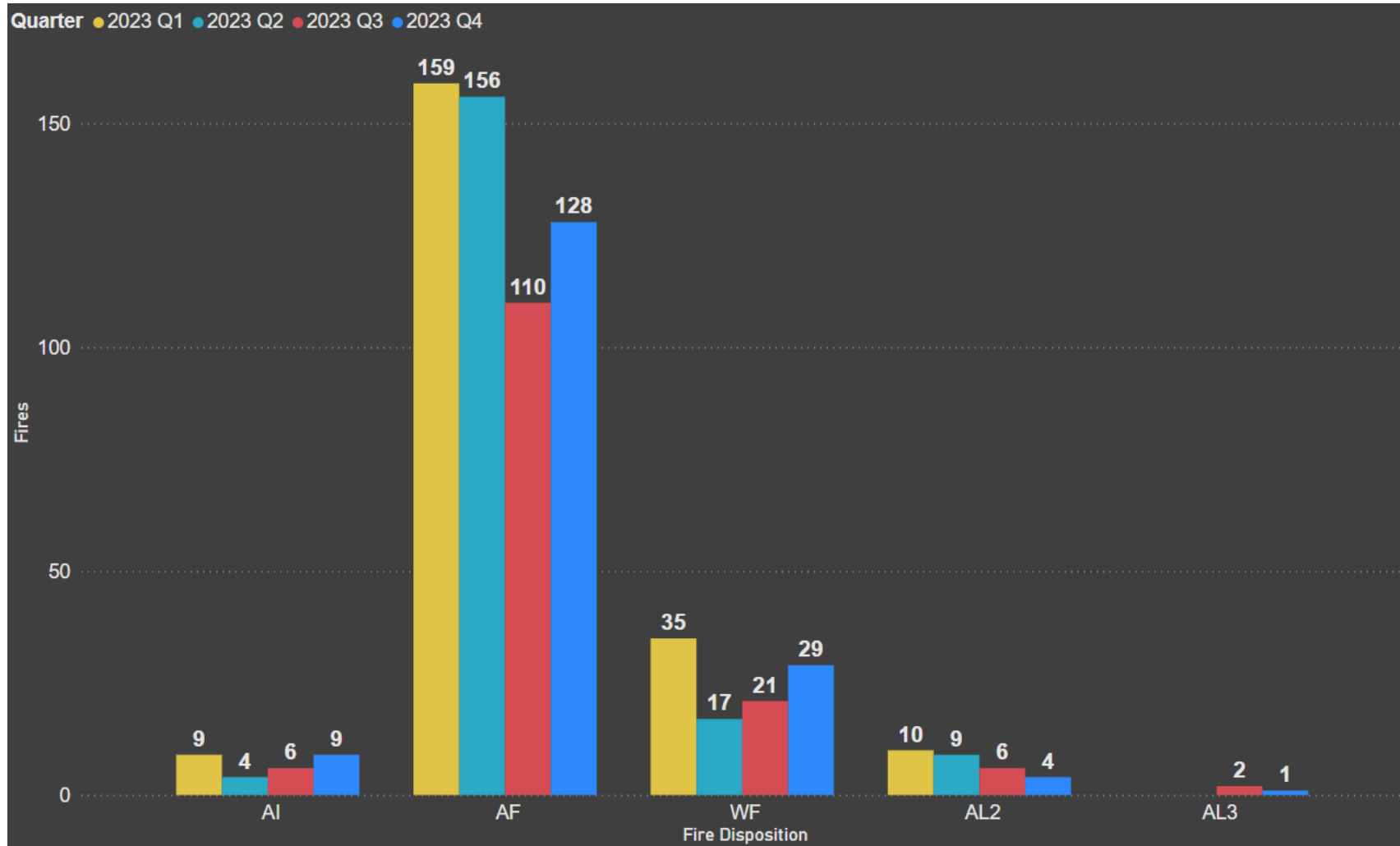
Monthly Incidents with a Suppression Unit Response



Brandon M. Scott
Mayor

FIRE INCIDENTS

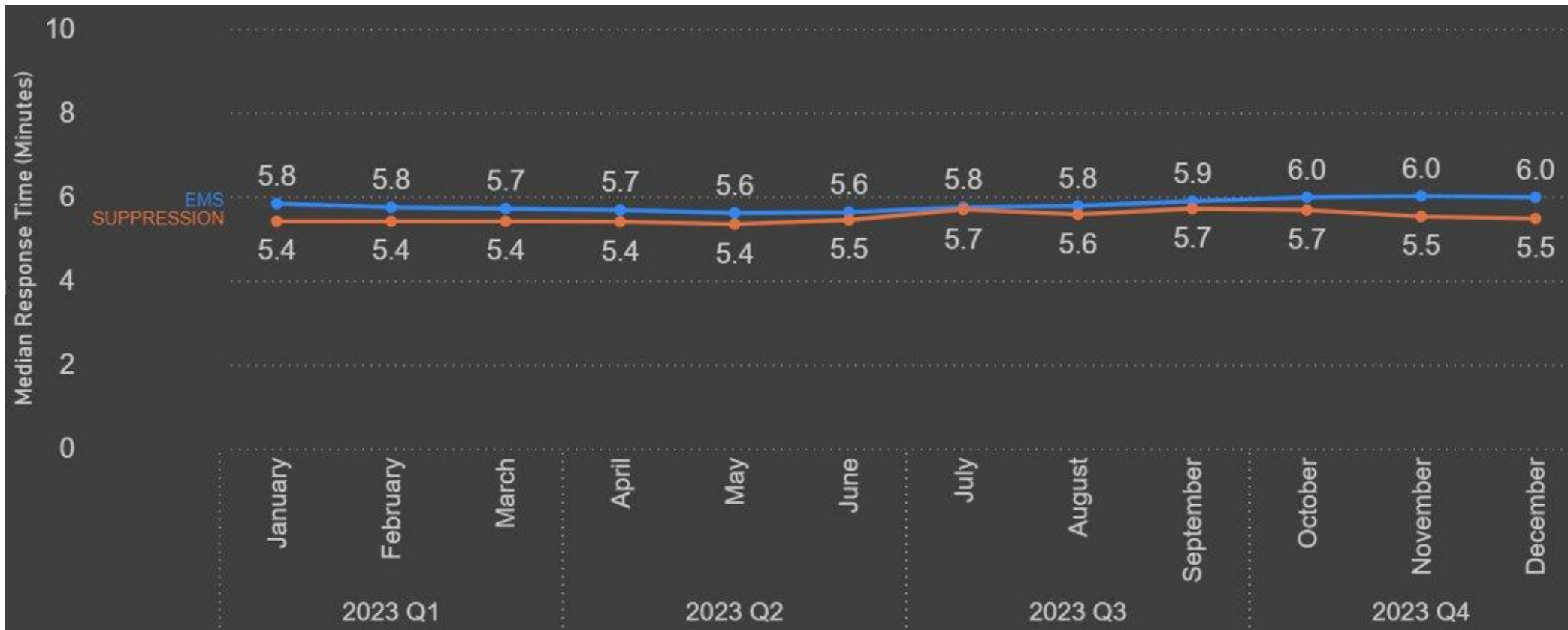
Structure Fire Disposition



Brandon M. Scott
Mayor

FIRE RESPONSE TIME

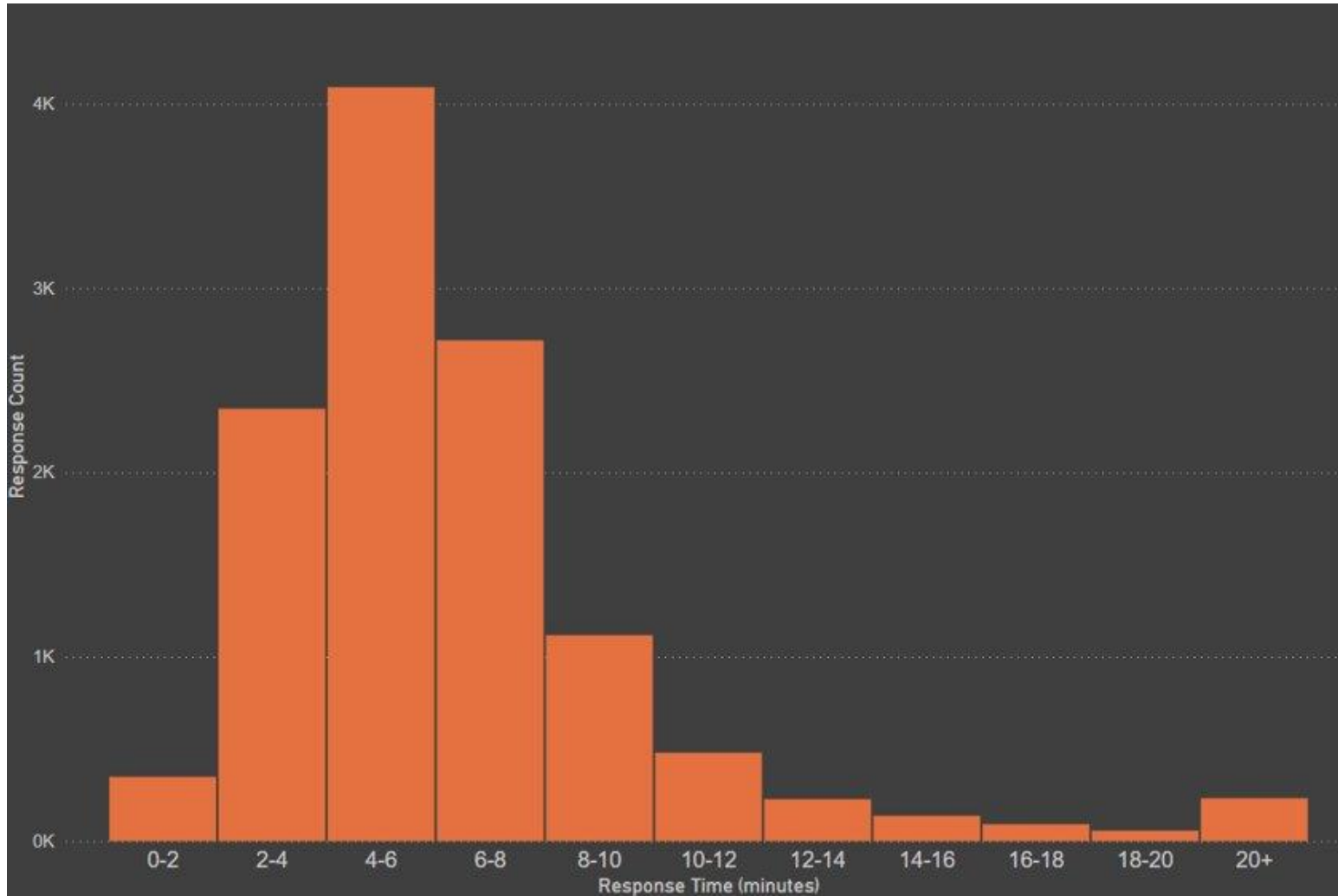
Suppression Unit Response Times to All Call Types, 1st Due Units, Q1 2023 – Q4 2023



Brandon M. Scott
Mayor

FIRE RESPONSE TIME

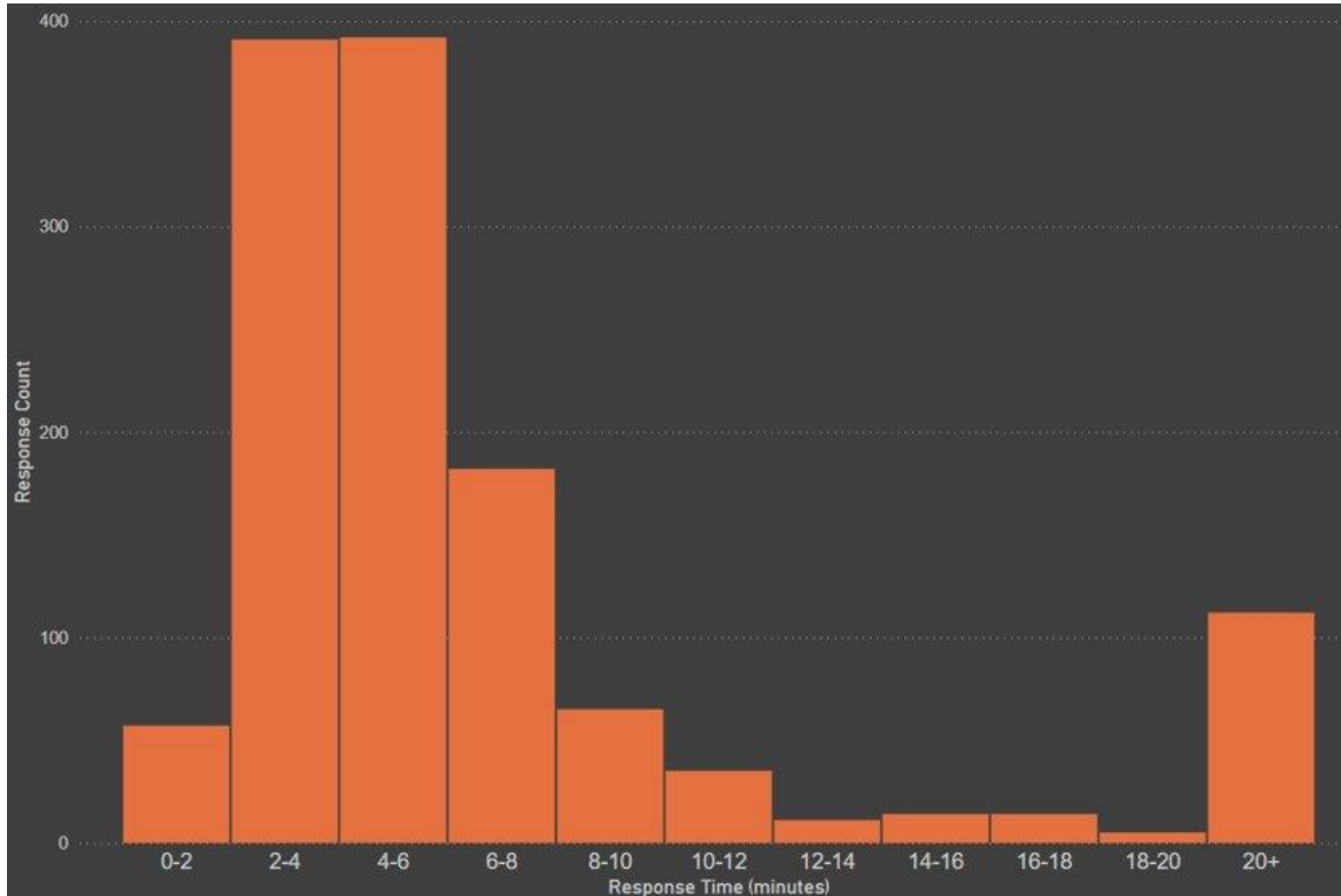
Suppression Unit Response Times to Suppression Call Types, 1st Due Units, Q4 2023



Brandon M. Scott
Mayor

FIRE RESPONSE TIME

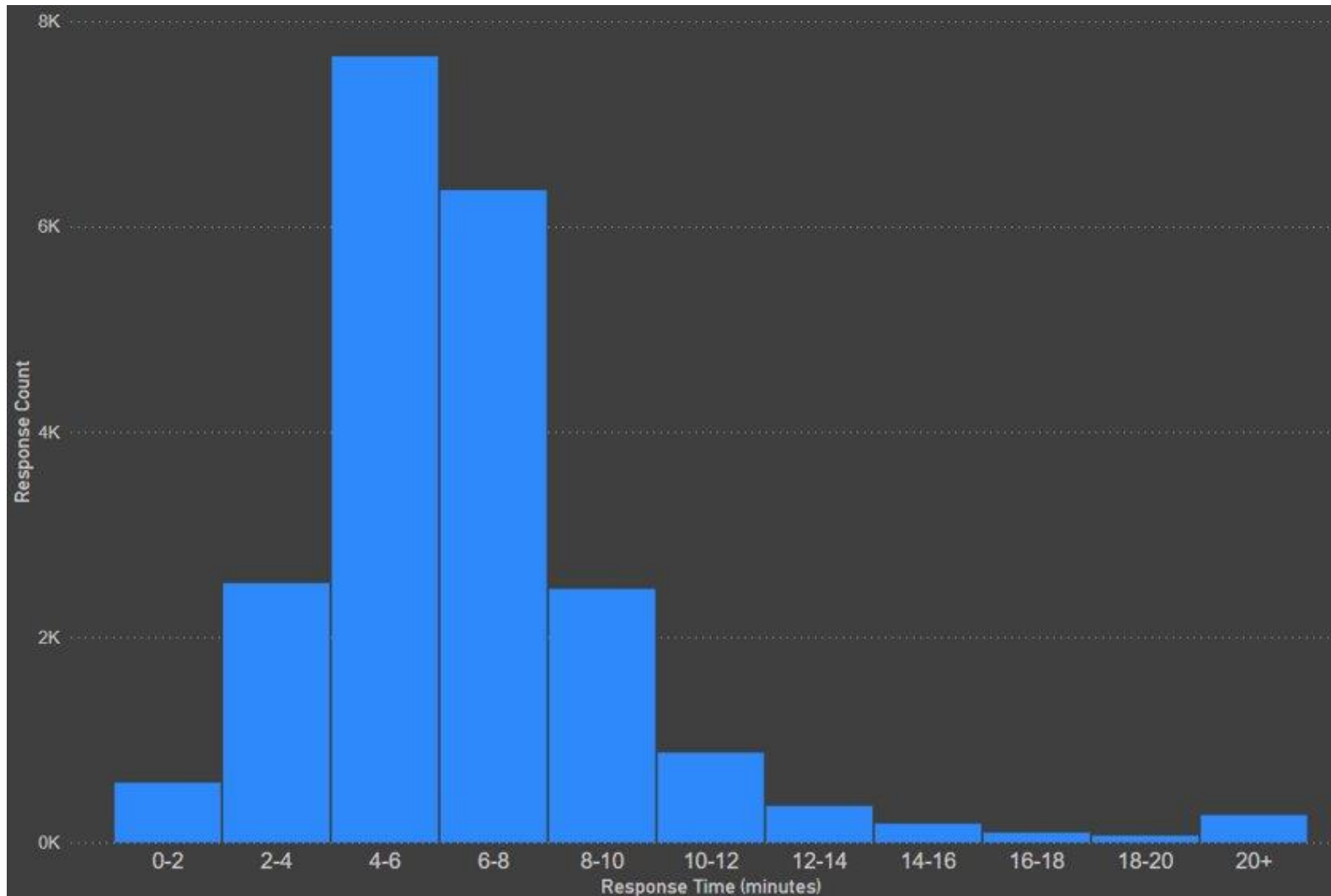
Suppression Unit Response Times to Structure Fires, 1st Due Units, Q4 2023



Brandon M. Scott
Mayor

FIRE RESPONSE TIME

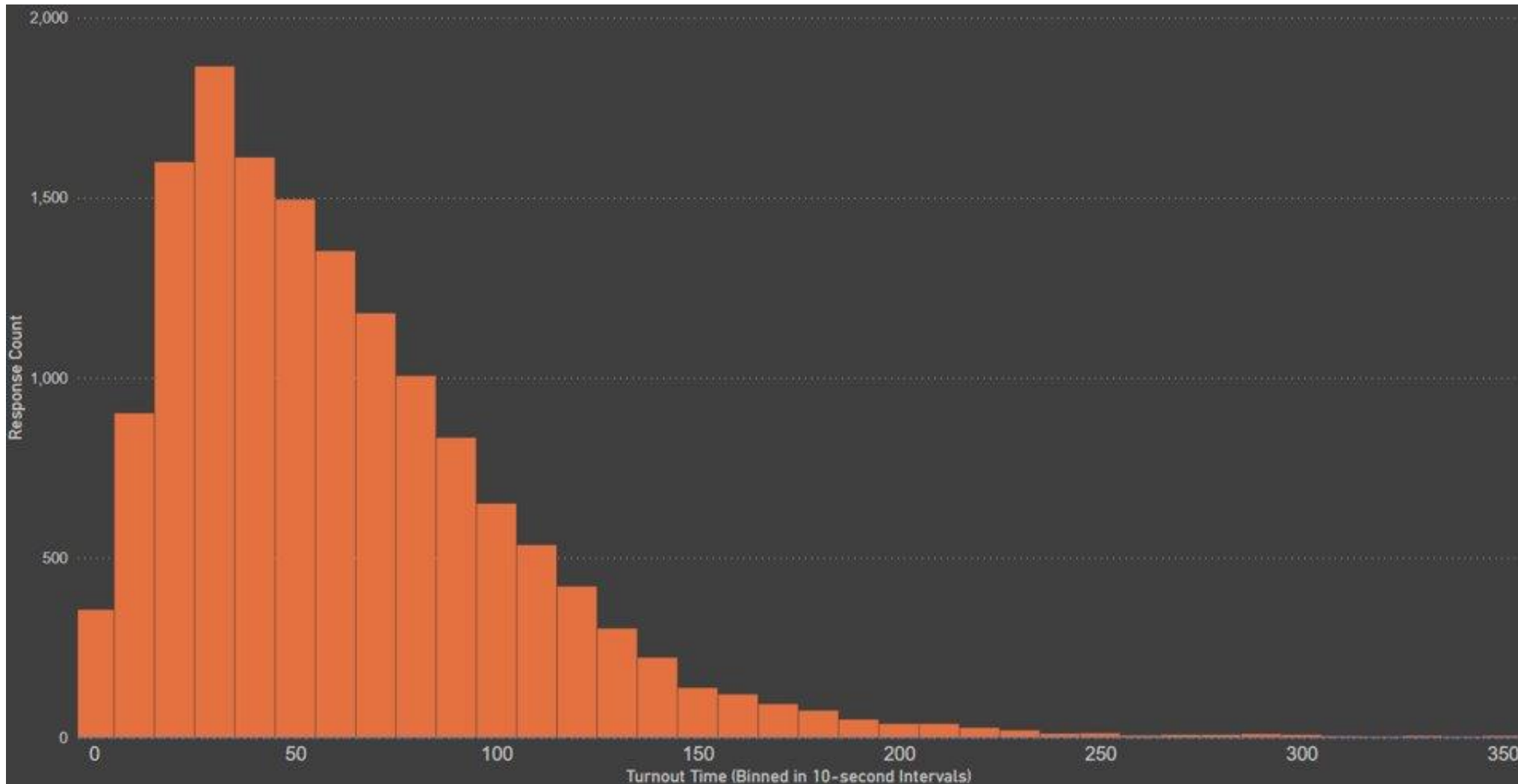
Suppression Unit Response Times to EMS Call Types, 1st Due Units, Q4 2023



Brandon M. Scott
Mayor

TURNOUT TIME

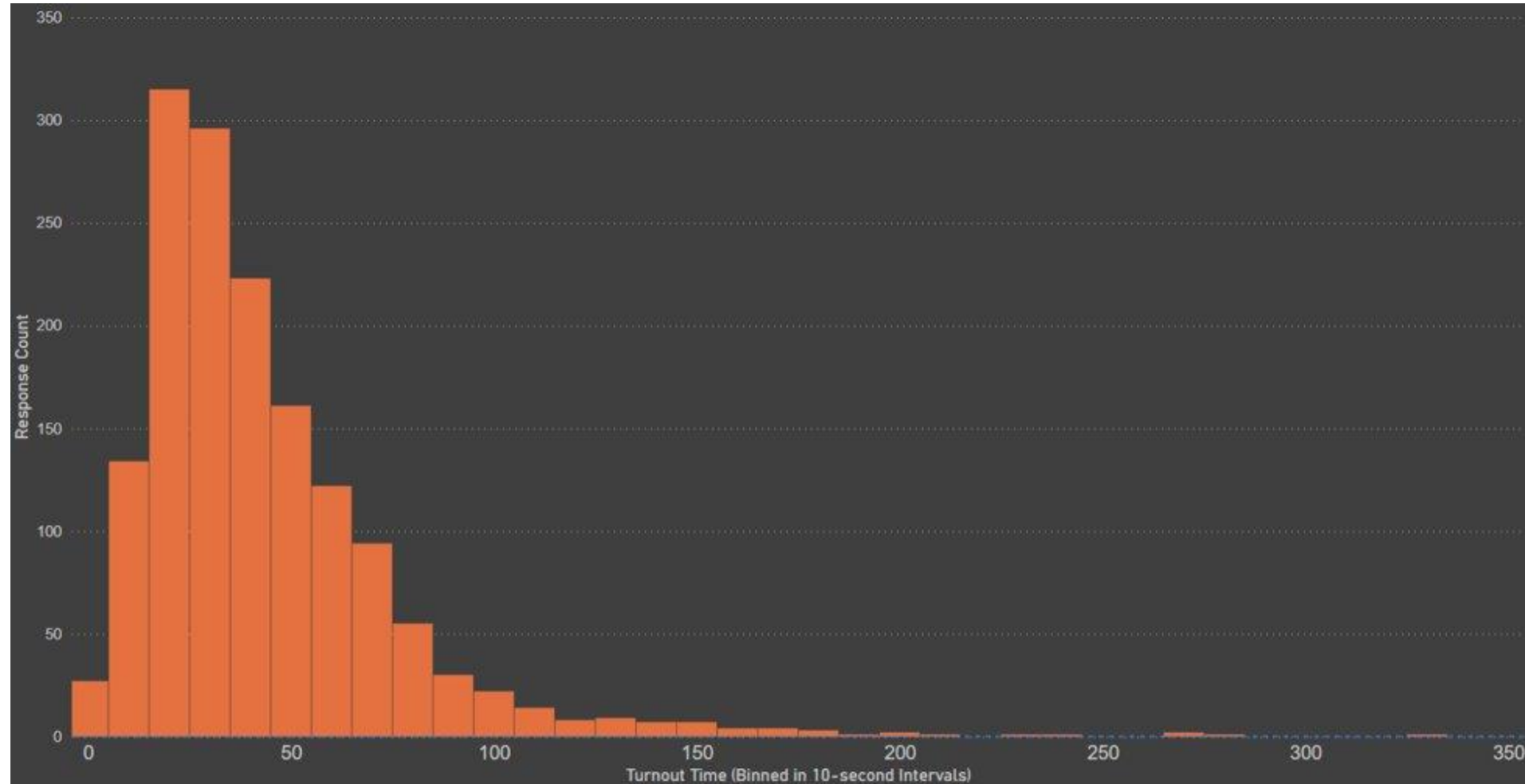
Suppression Unit Turnout Time to Suppression Call Types, 1st Due Units, Q4 2023



Brandon M. Scott
Mayor

TURNOUT TIME

Suppression Unit Turnout Time to Structure Fires, 1st Due Units, Q4 2023

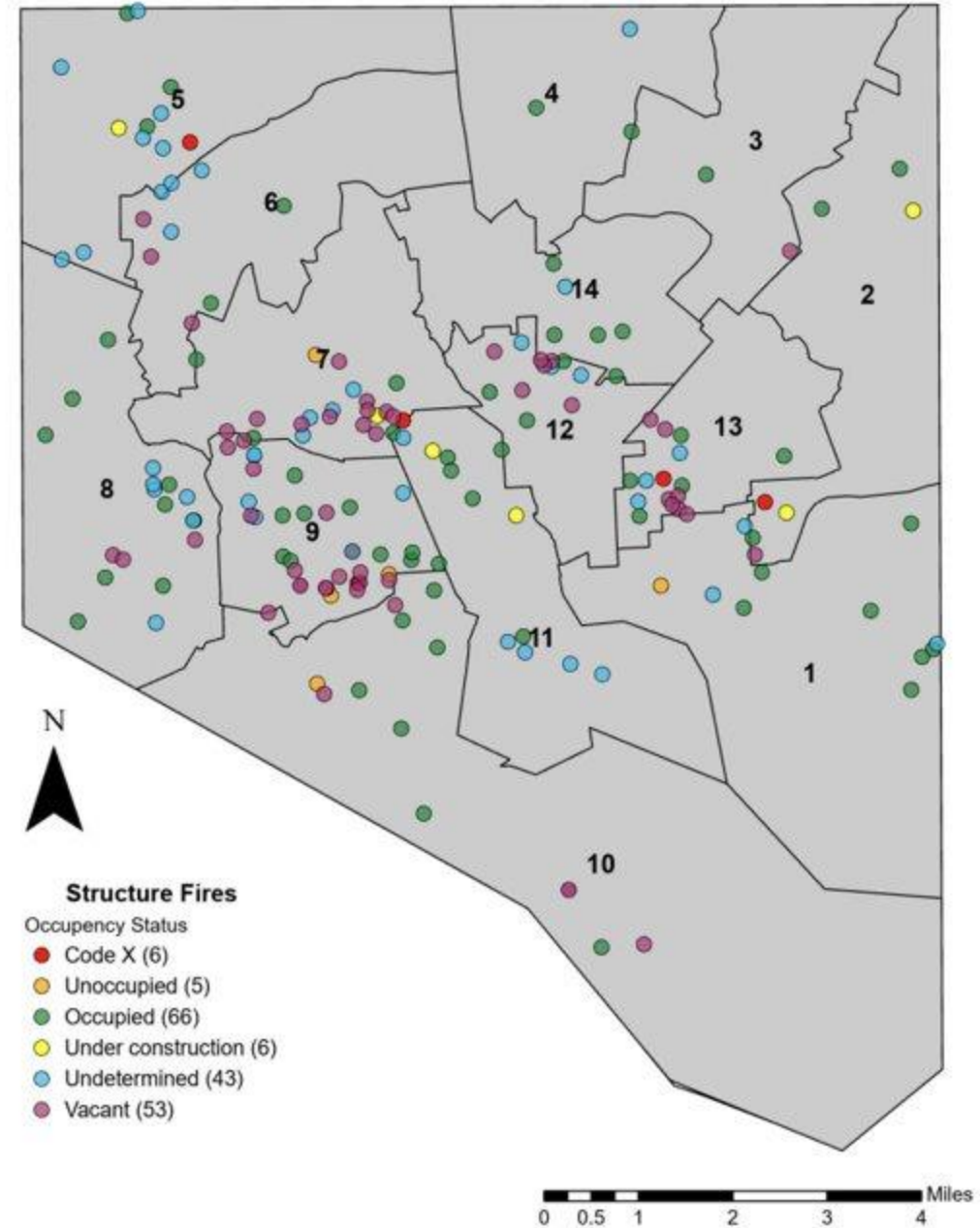


Brandon M. Scott
Mayor

FIRE INCIDENTS

Occupancy Status of Structure Fires: Q4 2023

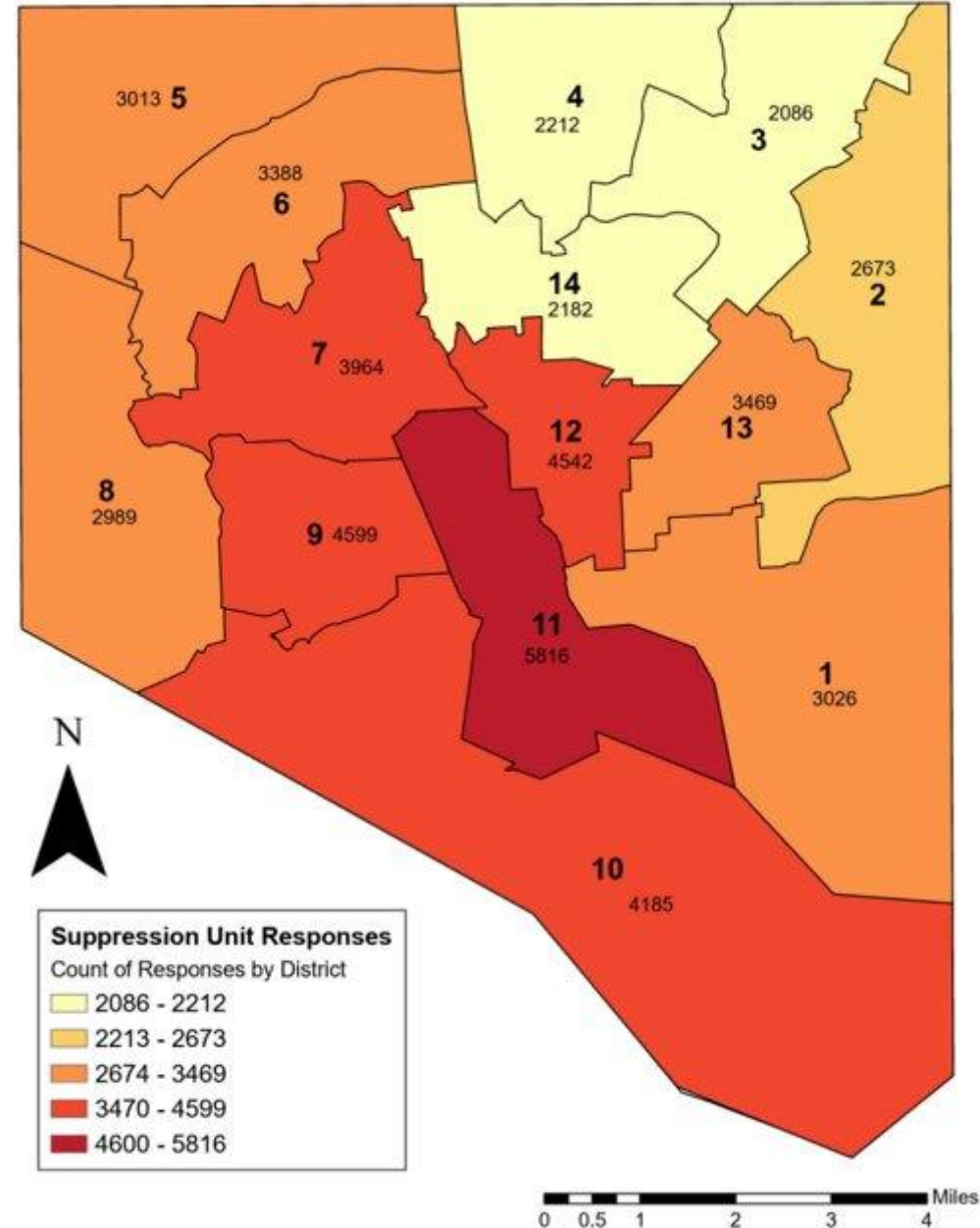
District	Code X	Occupied	Vacant	Undetermined	Unoccupied	Under Construction	District Total
1		7	1	3	1		12
2	1	3	1			2	7
3		1	1				2
4		2		1			3
5	1	3		8		1	13
6		2	3	2			7
7	1	3	11	4	1	1	21
8		9	3	7			19
9	2	10	15	6	2		35
10		7	6		1		14
11		6		5		2	13
12		3	6	3			12
13	1	5	6	3			15
14		5		1			6
Structure Total	6	66	53	43	5	6	179



SUPPRESSION UNIT RESPONSES

All Incidents: Q4 2023

District	EMS Call Types	Suppression Call Types	Total Responses
1	1618	1070	3026
2	1603	796	2673
3	1153	745	2086
4	1212	815	2212
5	1465	1149	3013
6	2025	1070	3388
7	2401	1160	3964
8	1519	1053	2989
9	2522	1439	4599
10	2388	1300	4185
11	3199	2120	5816
12	2862	1282	4542
13	2018	1037	3469
14	1248	796	2182





Brandon M. Scott
Mayor



FIRE MARSHAL

- Office of the Fire Marshal is responsible for providing Fire Prevention, Fire Investigation, and Educational Resources to the Community
- Primary Functions
 - Conducting Fire Inspections for New Use and Occupancy Permits, Annual Operational Fire Permits, and to the Department of Social Services
 - Conducting Fire Inspections for New Fire Protection Systems (Fire Alarm, Automatic Sprinklers, Dry and Wet Chemical Fire Suppression Systems)
 - Conducting Plan Reviews for New Buildings and Fire Protection Systems
 - Delivering Fire Safety Talks and Conducting Fire Drills
 - Conducting Investigation of Building and Vehicular Fires (Origin and Cause)
 - Reviewing Special Event Permit Applications from DHCD and DOT; as well as providing Fire Inspectors to cover Large Scale Indoor Events and Outdoor Events such as Carnivals, Fairs, Festivals, Concerts, Ravens and Oriole Games, etc.
- Q4 2023 Activities
 - 3,190 Fire Inspections
 - 688 Plan Reviews
 - 50 Fire Safety Talks and Fire Drills
 - 161 Fire Investigations



Brandon M. Scott
Mayor

ADMINISTRATION

Assistant Chief Thomas P. Tosh

- Deputy Chief Laura A. Shiloh
 - Training and Education
- Deputy Chief Carl D. Knight III
 - Safety and Risk Management
- Director
 - Human Resources
- Director James M. Fischer
 - Finance



Brandon M. Scott
Mayor

HUMAN RESOURCES

Current Vacancies

Title	Vacancies
EMT/Firefighter	44
Emergency Medical Technician	34
Paramedic	60
Fire Pump Operator	13
Emergency Vehicle Driver	18
Fire Dispatcher	4
911 Operator	14



Brandon M. Scott
Mayor

HUMAN RESOURCES

Recent & Pending Hires

Title	Status	Date
EMT/FF - Recruit Class 24-01	(61) Hired	2/28/24
Fire Dispatcher	(4) Hired	3/13/24
Paramedic	PAT/Pre-Placement Process	Ongoing
Emergency Medical Technician	PAT/Pre-Placement Process	Ongoing
OEM Logistics Section Chief	Promoted Within	2/28/24
OEM Training & Exercise Section Chief	Interviews Scheduled	4/3/24
Lieutenant, OEM	To be Posted	April
OEM Operations Officer I	Interviews Pending	TBD
911 Operator/Lead Operator/Supervisor	Interviews Pending	4/4/24
Fire Dispatcher/Administrator	Interviews Pending	3/27/24



Brandon M. Scott
Mayor

HUMAN RESOURCES

Upcoming High School/Career Day Visits

Event	Location	Date	Time
City Schools & BCCC Joint Public Safety Program Advisory Meeting	Dunbar High	March 12, 2024	9:00a-12:00p
Career Fair	Frederick Douglas H.S.	March 12, 2024	11:45a – 2:30p
Baltimore City H.S. Senior Resource Fair	War Memorial Bldg.	March 20, 2024	9:00a – 3:00p
Career Expo (9 th – 12 th)	Coppin State College	March 22, 2024	9:00a-3:00p
1 st Annual Career & Internship Fair	Western H.S.	April 17, 2024	11:45a – 1:45p
City Schools & BCCC Joint Public Safety Program Advisory Meeting	Vivien T. Thomas	May 7, 2024	9:00a – 3:00p
Upcoming Dates – TBD			
Youth Empowerment Academy – Mid April Dunbar Academy Tour the Fire Academy – Awaiting Dates			



Brandon M. Scott
Mayor

HUMAN RESOURCES

EMS Recruitment Incentive Program

EMT Applications	136
Paramedic Applications	42

Recruitment Bonus	Bonus	Starting	Top
Baltimore City (PM)	\$7,500	\$57,837	\$85,656
Baltimore City (EMT)	\$7,500	\$41,139	\$59,118
Baltimore County (PM)	\$5,000	\$69,458	\$89,833
Baltimore County (EMT)	\$5,000	\$52,211	\$67,283
Harford County EMS	\$10,000	\$66,000	
Salisbury FD	\$10,000	\$46,436	



Brandon M. Scott
Mayor

FIRE ACADEMY

Deputy Chief Laura A. Shiloh



Brandon M. Scott
Mayor

FIRE ACADEMY

Current Recruit Class Data

Current Recruit Classes	Hired	Active	Graduation Date	Operational Date
EMTFF – Recruit Class 24-01 (02/28/24)	61	57 (as of 3/11/24)	24-01 (A) - July '24 24-01 (B) - October '24	August '24 *November '24
EMT Recruit Class 24-02 (April '24)	TBD			
EMTFF Recruit Class 24-03 TBD				



Brandon M. Scott
Mayor

FIRE ACADEMY

Daily Operational Field Training

Day	Training Type	Attendees/Session	Sessions/Day	Instructors/Session
Monday	Fire Operations Training (2 & 1)	12 per session	2	1 - 8 (based on topic)
Tuesday	Fire Officer Command & Simulation (FOCAS)	2 per session	2 - 3	7
Wednesday	Truck Operations 4.0	8	1	7
Thursday	Initial Bailout Training	TBD	TBD	Based on # of Students
Friday	Bailout Re-Certification	12	2	7



Brandon M. Scott
Mayor

FIRE ACADEMY

High Priority Field Training

- Rapid Intervention Team – RIT Training – NFPA 1407 –Standard training (recruit & field training) –New scenarios implemented in May 2023 with simulated floor drop prop – ongoing and incorporated into recruit/field/specialized classes
- Incident Command-IAP/ Operational Risk Assessment – F.O.C.A.S (Fire Officer Command and Simulation) training for Incident Commanders (Battalion Chiefs, Battalion Technicians, and Captains with future expansion planned)-FCB included in training
- Mayday/RIT – Roles & Responsibilities – Incorporated into recruit training, field training and built out into Specialized Firefighter Removal 4-day training program
- Training – Professional Development – Officer Development 6-day class – being developed when Stricker Street incident occurred – Training delivered with FY20 AFG funding – F.O.C.A.S. training continued and expanded
- Training – Thermal Imaging Cameras – Incorporated into recruit training – developed into full day course to be delivered in upcoming Building Construction class



Brandon M. Scott
Mayor

FIRE ACADEMY

High Priority Field Training Cont.

- Building Construction Class developed for more in-depth training
- Optimizing Human Performance under stress in high-risk environments – training introduced during Officer Development class – expanded to be offered to 120 Officers – FY22 AFG funding with future inhouse offerings planned



Brandon M. Scott
Mayor

FIRE ACADEMY

Weekly Operational Field Training

Date(s)	Training Type	Attendees/Session	Sessions/Day	Instructors/Session
April/May	Annual Hose Testing	8	2	1
September/October	Annual Hose Testing	8	1	1

Additional Daily Field Support

DDC Recertification

Return to Duty Evaluations

Out-of-Title Approval Evaluations (Drivers-PO/EVD)

Vehicle Extrication/ Forcible Entry
High Rise/Drafting Skills



Brandon M. Scott
Mayor

FIRE ACADEMY

Courses and Class Offerings

Dates	Standard Course Offerings	Attendees/Session	Sessions/Week	Instructors/Session
Bi-annual Spring & Fall	Fire Instructor I	Max. 25 students	2	1
	Fire Officer I/II/III	Max.	2 for each	1
	Incident Command System 300/400	Registration Based	2	1

Courses Offered as Requested

Fire Instructor II

Fire Department Incident Safety Officer

Fire Inspector I and II
NFPA 1403 Class

Newly Developed Grant Funded Classes

Advanced Firefighter Removal

Optimizing Human Performance in High Stress Industries

Building Construction for the Fire Service

Fire Dynamics – Thermal Imaging Camera/(TIC)



Brandon M. Scott
Mayor

FIRE ACADEMY

Additional Responsibilities

Additional Responsibilities

Training Manual Updates with QR codes

Training Bulletins with QR codes

PO & EVD promotional exam practical sessions

Continual research & development

C.E.R.T. Training (will partner with OEM)

Special Projects / Events

Camp Spark

New Apparatus Familiarization

Physical Ability Testing

Forcible Entry

Fire Ops 101



Brandon M. Scott
Mayor



EMS Operations

Assistant Chief James Matz



Brandon M. Scott
Mayor

EMS COMMUNITY METRICS

Total Incidents

36K

Total Responses

65K

Responses to Overdoses

840

FILTERS

Date:

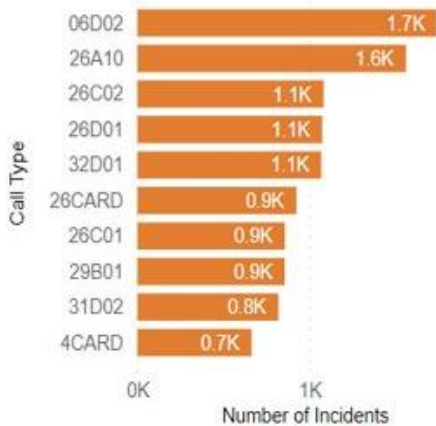
Battalion/Division:

Shift:

EMD Card:

Unit:

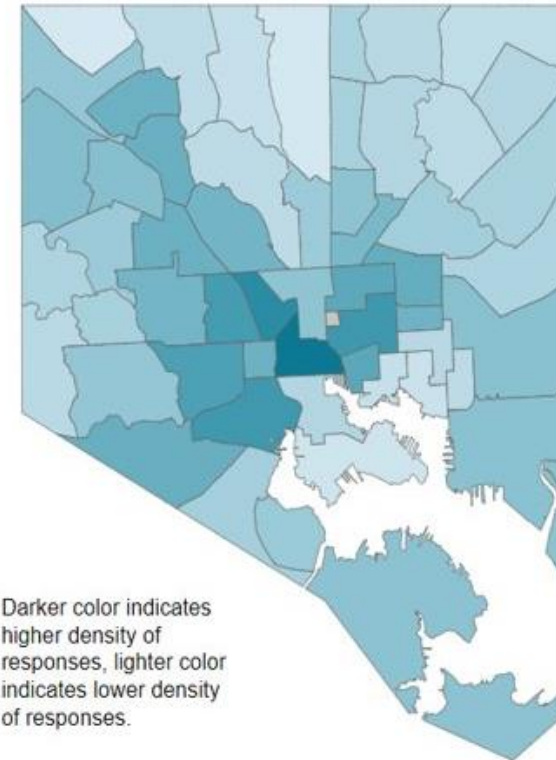
Top 10 Call Types i



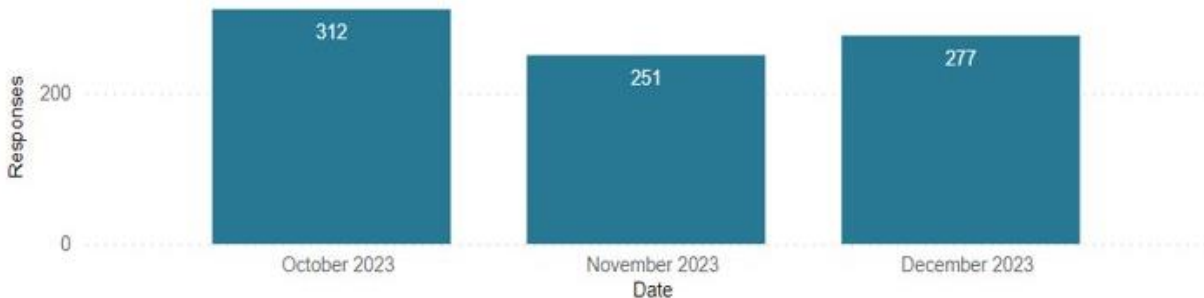
Map Values - Responses to Community

Community	Responses	Per Capita Response
Downtown/Seton Hill	2725	289
Upton/Druid Heights	2163	243
Oldtown/Middle East	2160	216
Washington Village/Pigtown	1112	215
Sandtown-Winchester/Harlem Park	2185	208
Southwest Baltimore	2620	199
Harbor East/Little Italy	912	182
Greenmount East	1249	180
Clifton-Berea	1267	168
Morrell Park/Violetville	1409	165

Responses to Community



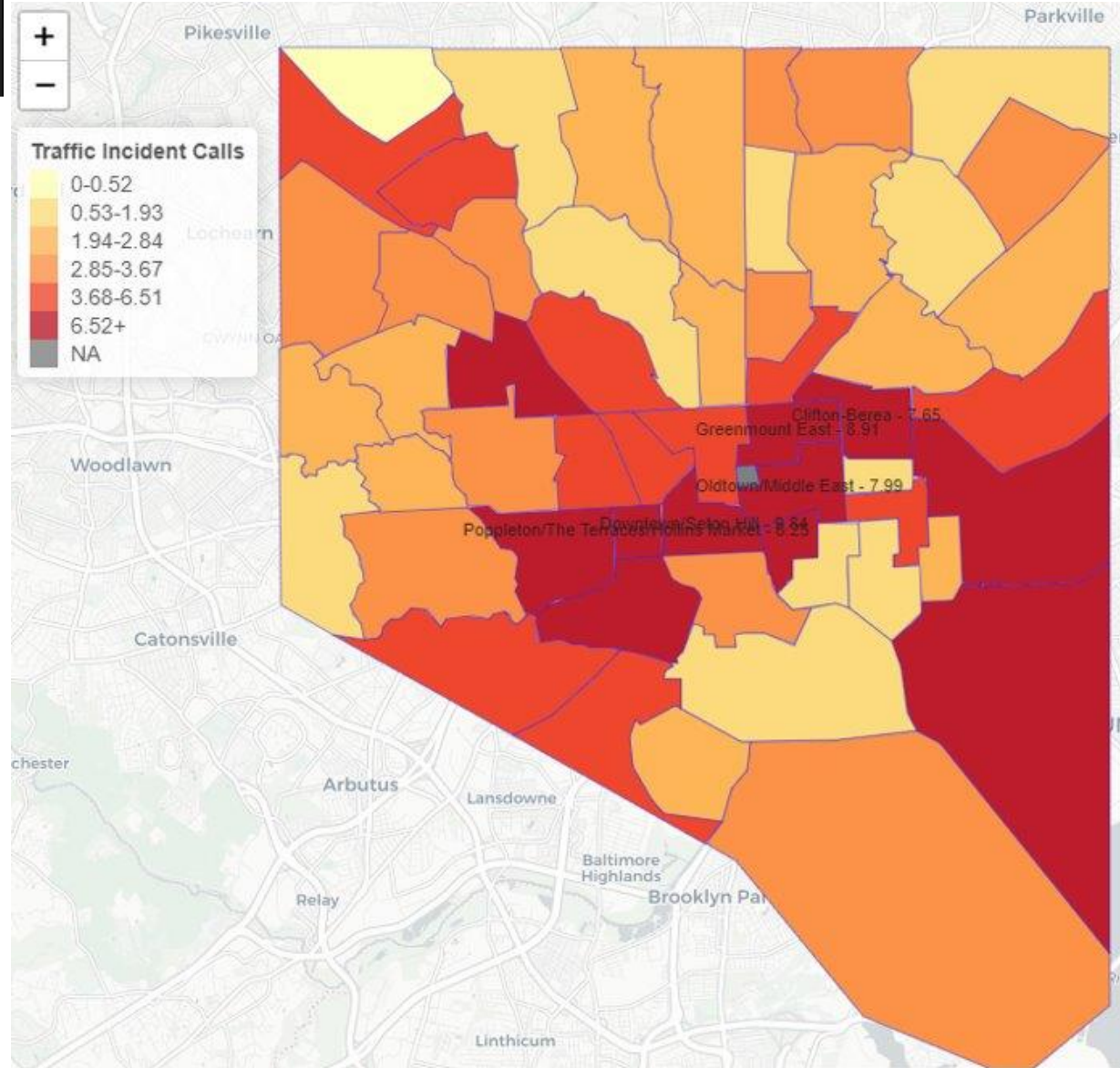
Responses to Overdose ?



Brandon M. Scott
Mayor

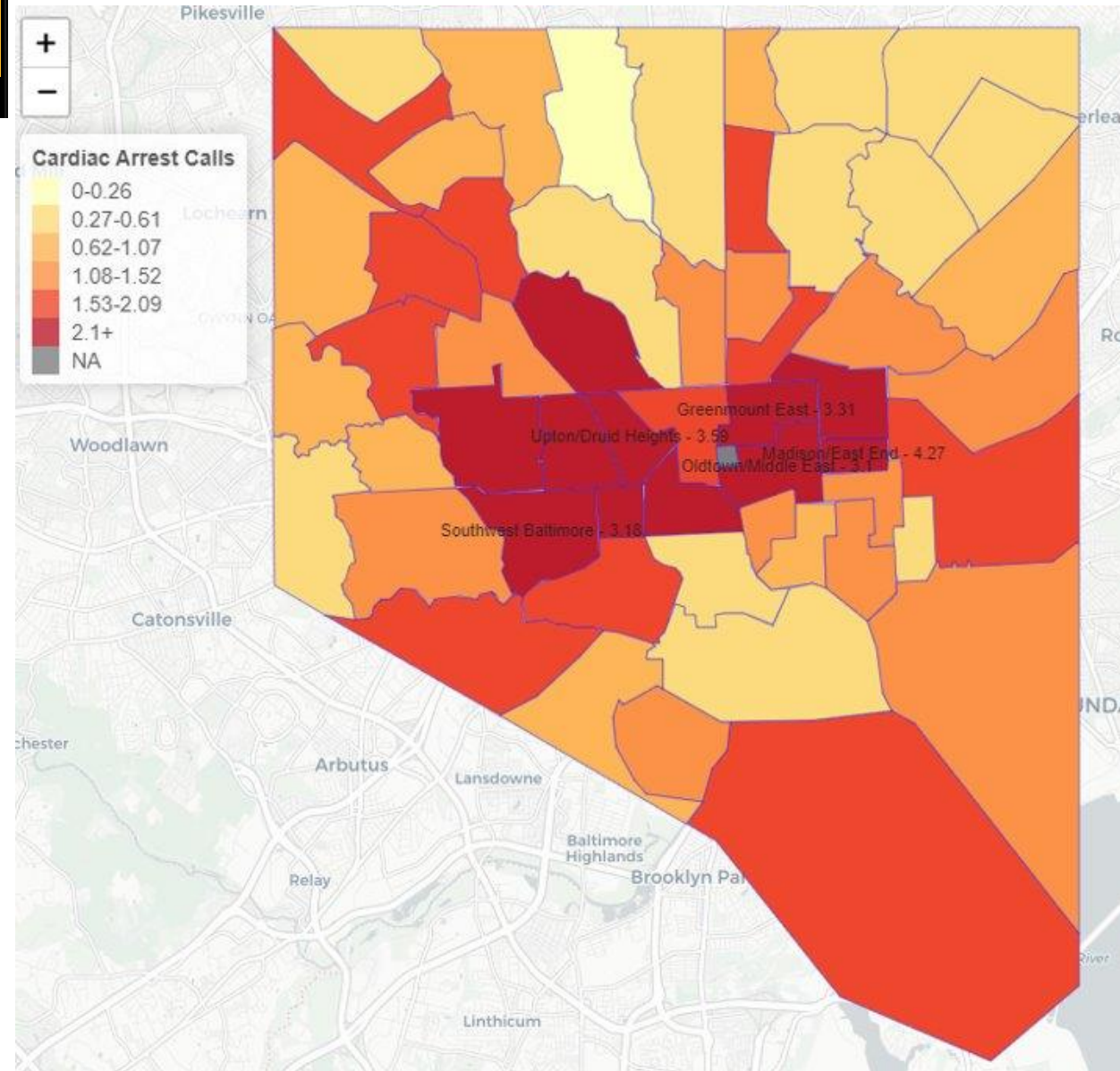
TRAFFIC INCIDENTS Q4 2023

Community	Pop.	Total Calls	Per 1k Residents
Downtown/Seton Hill	9448	93	9.84
Greenmount East	6955	62	8.91
Poppleton/The Terraces/Hollins Market	4728	39	8.25
Oldtown/Middle East	10009	80	7.99
Clifton-Berea	7577	58	7.65
Greater Mondawmin	8638	64	7.41
Orangeville/East Highlandtown	11502	85	7.39
Southwest Baltimore	13189	95	7.20
Harbor East/Little Italy	5027	34	6.76
Southeastern	6772	45	6.65



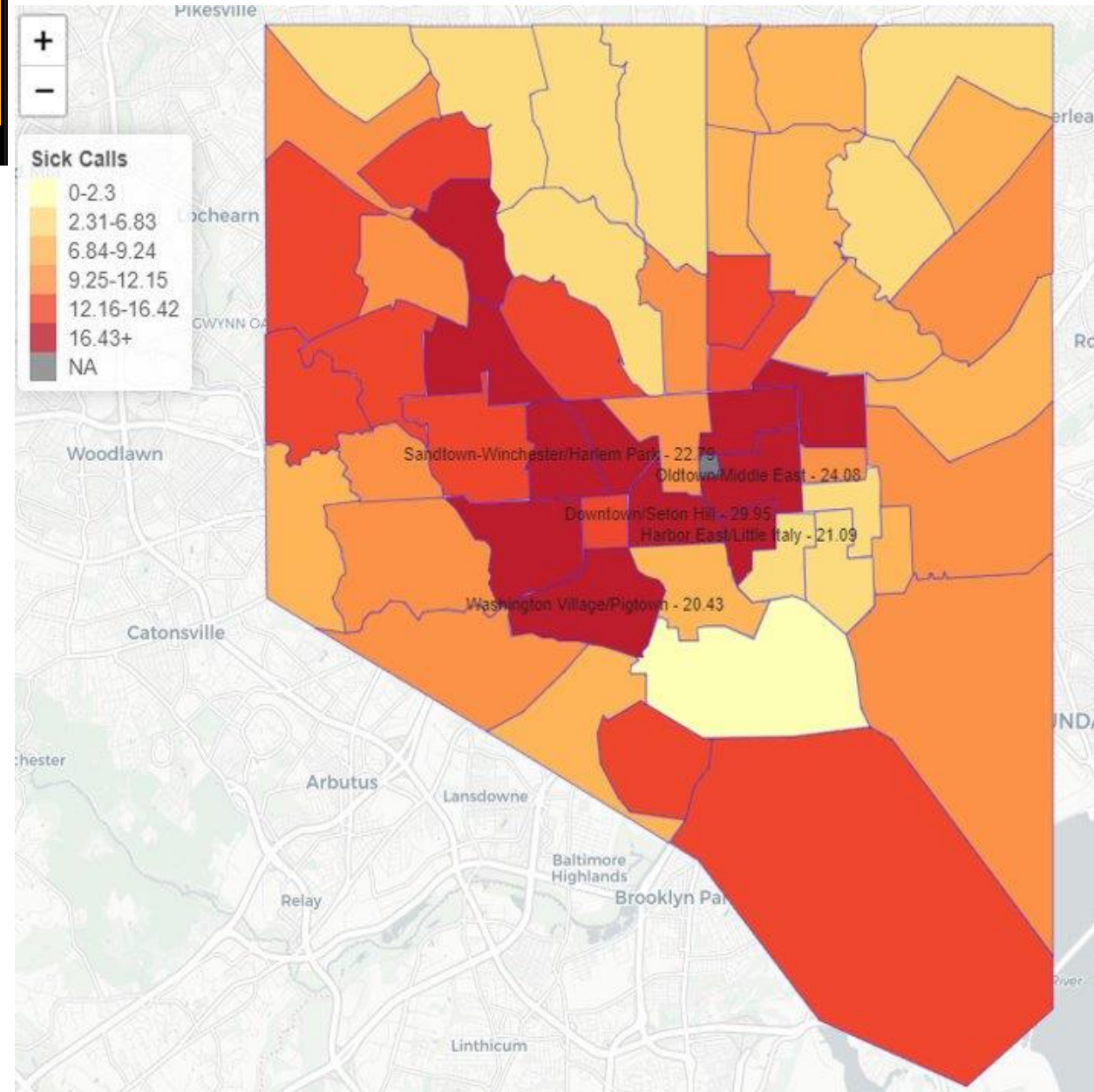
CARDIAC ARREST Q4 2023

Community	Pop.	Total Calls	Per 1k Residents
Madison/East End	6093	26	4.27
Upton/Druid Heights	8916	32	3.59
Greenmount East	6955	23	3.31
Southwest Baltimore	13189	42	3.18
Oldtown/Middle East	10009	31	3.1
Downtown/Seton Hill	9448	29	3.07
Greater Rosemont	15099	46	3.05
Clifton-Berea	7577	23	3.04
Penn North/Reservoir Hill	8072	20	2.48
Sandtown-Winchester/Harlem Park	10531	23	2.18



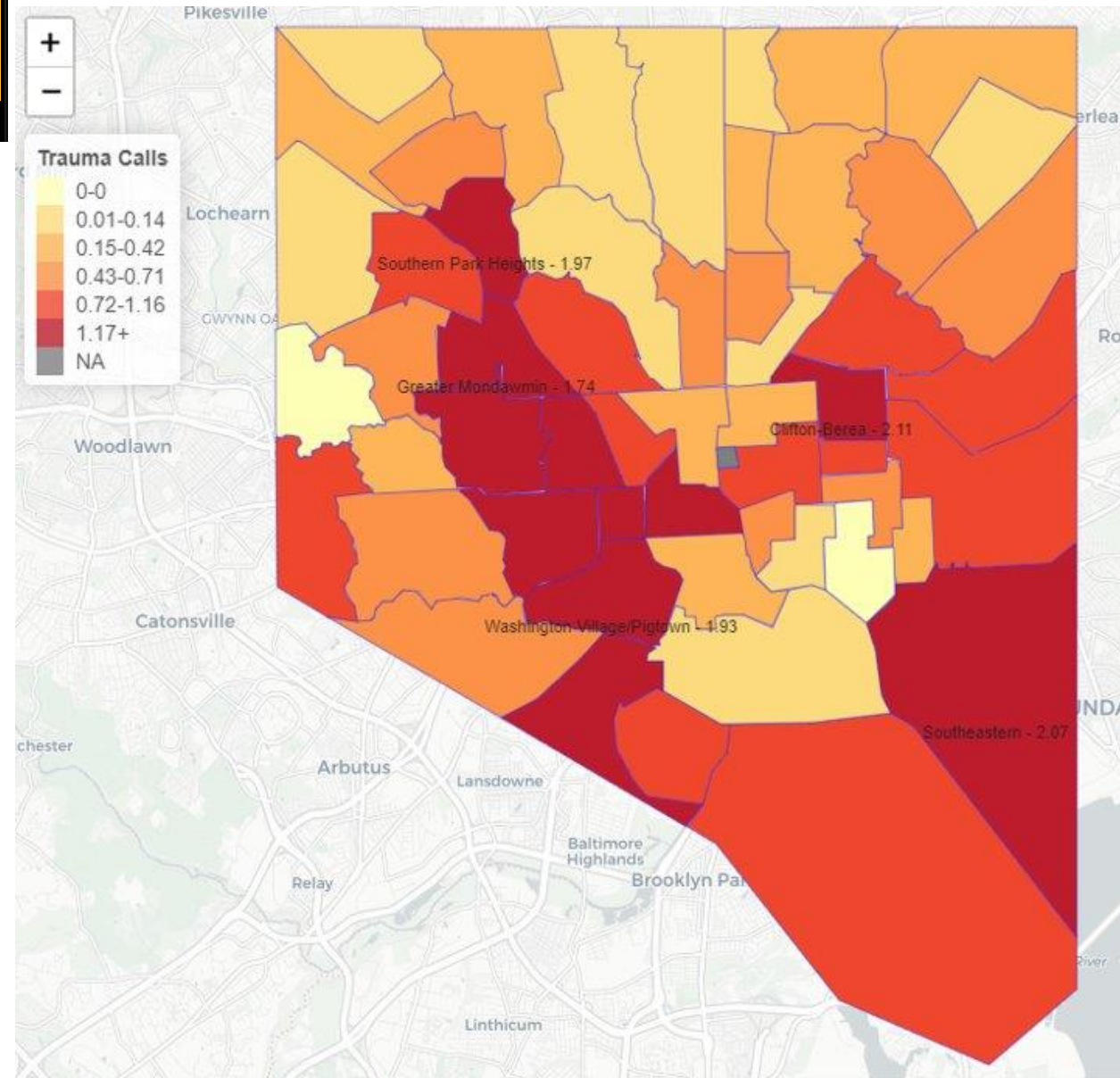
SICK CASES Q4 2023

Community	Pop.	Total Calls	Per 1k Residents
Downtown/Seton Hill	9448	283	29.95
Oldtown/Middle East	10009	241	24.08
Sandtown-Winchester/Harlem Park	10531	240	22.79
Harbor East/Little Italy	5027	106	21.09
Washington Village/Pigtown	5189	106	20.43
Upton/Druid Heights	8916	166	18.62
Southern Park Heights	10660	191	17.92
Southwest Baltimore	13189	235	17.82
Clifton-Berea	7577	131	17.29
Greater Mondawmin	8638	147	17.02



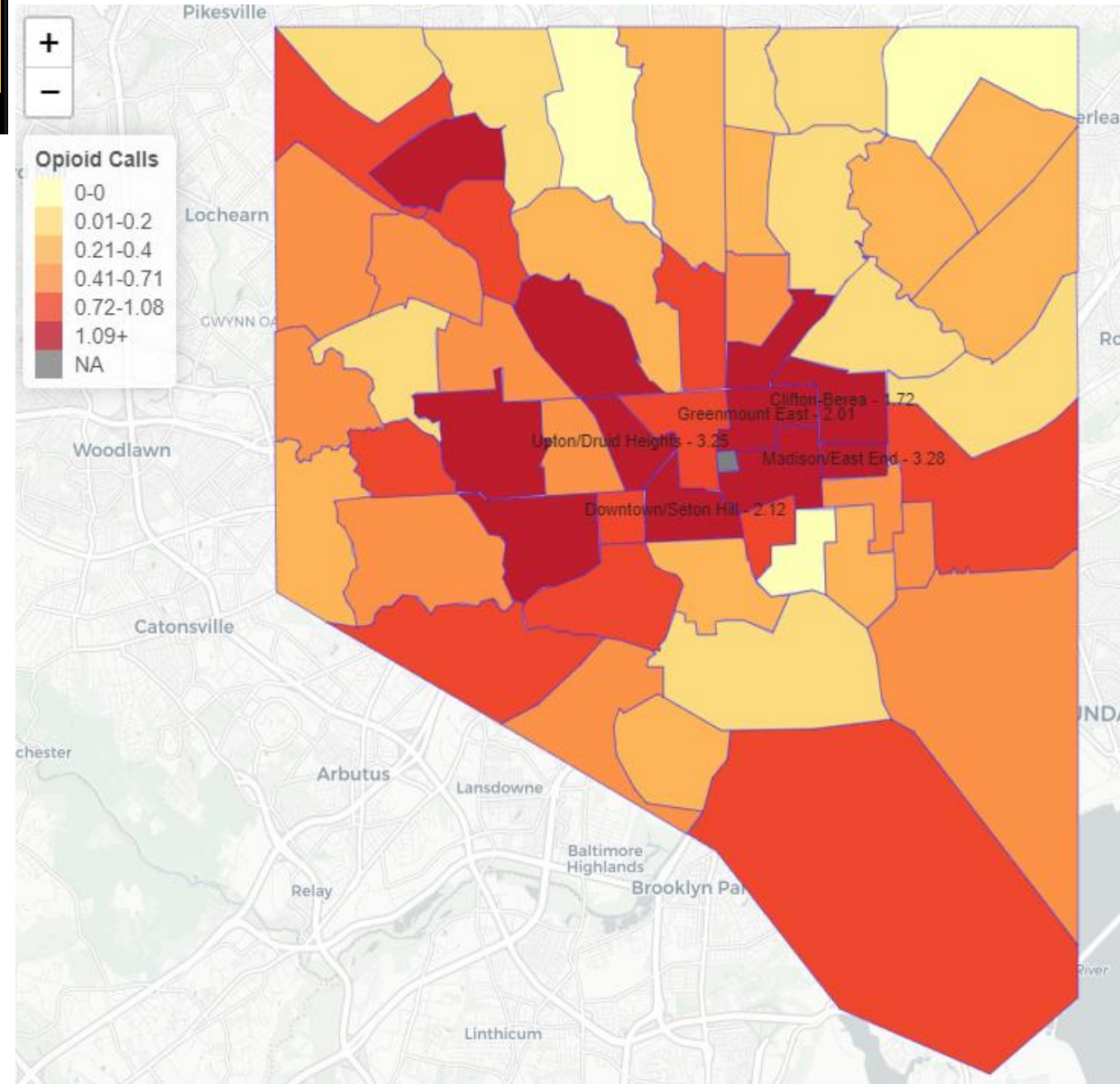
TRAUMA Q4 2023

Community	Pop.	Total Calls	Per 1k Residents
Clifton-Berea	7577	16	2.11
Southeastern	6772	14	2.07
Southern Park Heights	10660	21	1.97
Washington Village/Pigtown	5189	10	1.93
Greater Mondawmin	8638	15	1.74
Sandtown-Winchester/Harlem Park	10531	18	1.71
Westport/Mount Winans/Lakeland	7031	12	1.71
Downtown/Seton Hill	9448	16	1.69
Greater Rosemont	15099	24	1.59
Southwest Baltimore	13189	18	1.36



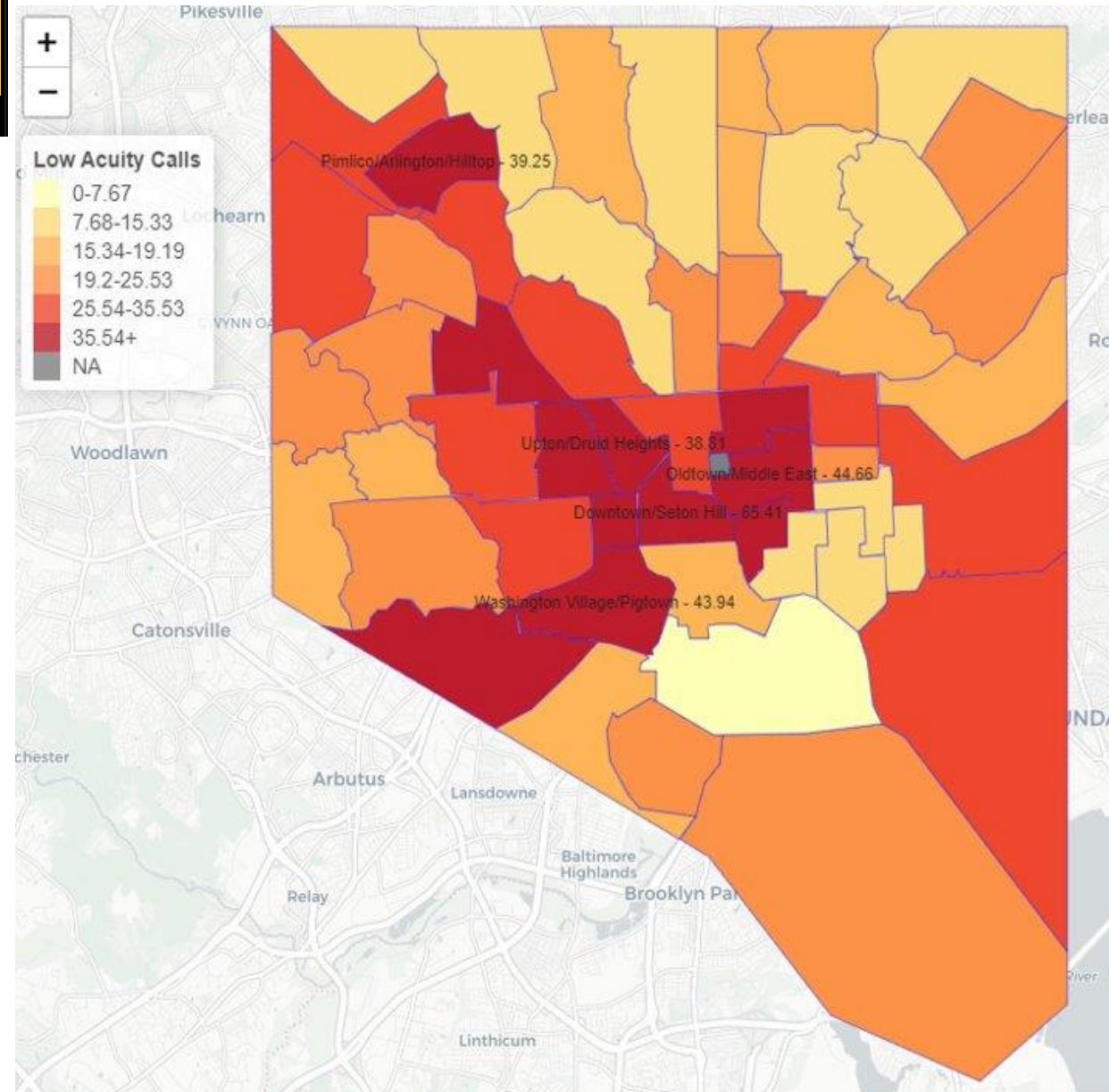
OPIOID Q4 2023

Community	Pop.	Total Calls	Per 1k Residents
Madison/East End	6093	20	3.28
Upton/Druid Heights	8916	29	3.25
Downtown/Seton Hill	9448	20	2.12
Greenmount East	6955	14	2.01
Clifton-Berea	7577	13	1.72
Oldtown/Middle East	10009	14	1.4
Penn North/Reservoir Hill	8072	11	1.36
Southwest Baltimore	13189	18	1.36
Pimlico/Arlington/Hilltop	9376	12	1.28
Greater Rosemont	15099	19	1.26



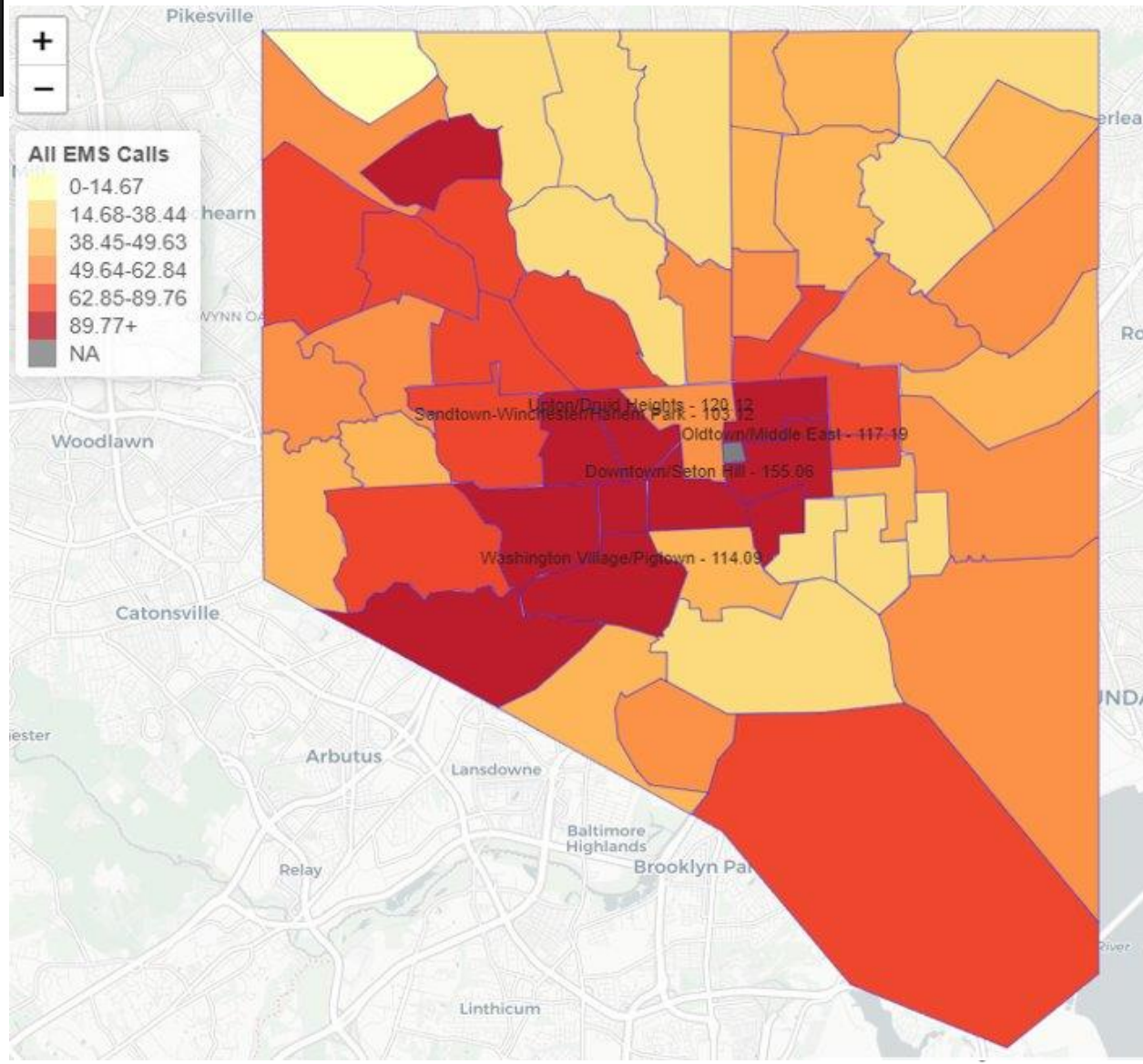
LOW ACUITY Q4 2023

Community	Pop.	Total Calls	Per 1k Residents
Downtown/Seton Hill	9448	618	65.41
Oldtown/Middle East	10009	447	44.66
Washington Village/Pigtown	5189	228	43.94
Pimlico/Arlington/Hilltop	9376	368	39.25
Upton/Druid Heights	8916	346	38.81
Sandtown-Winchester/Harlem Park	10531	407	38.65
Harbor East/Little Italy	5027	190	37.80
Poppleton/The Terraces/Hollins Market	4728	177	37.44
Greater Mondawmin	8638	322	37.28
Morrell Park/Violetville	8557	311	36.34



ALL EMS INCIDENTS Q4 2023

Community	Pop.	Total Calls	Per 1k Residents
Downtown/Seton Hill	9448	1465	155.06
Upton/Druid Heights	8916	1071	120.12
Oldtown/Middle East	10009	1173	117.19
Washington Village/Pigtown	5189	592	114.09
Sandtown-Winchester/Harlem Park	10531	1086	103.12
Pimlico/Arlington/Hilltop	9376	928	98.98
Southwest Baltimore	13189	1276	96.75
Harbor East/Little Italy	5027	484	96.28
Poppleton/The Terraces/Hollins Market	4728	446	94.33
Greenmount East	6955	652	93.75



TOP 5 ALS & BLS CALLS FOR SERVICE Q4 2023

ALS

Call Type	Description	Incidents
06D02	BREATHING PRBLM	1779
32D01	UNKNOWN PROB	1201
26C02	SICK ABD BREATH	1112
26D01	SICK NALERT	1111
31D02	UNCON TRB BREATH	894

BLS

Call Type	Description	Incidents
26A10	SICK UNWELL	1610
29B01	VEHICLE ACCIDENT	1108
26A01	SICK	482
01A01	ABDOMINAL PAIN	460
17B01	FALL INJURY	406



Brandon M. Scott
Mayor

CALL VOLUME Q4 2023

Incidents (Unique CAD Call IDs)		All Unit Responses to Incidents	
Call Type	Incidents	Call Type	Responses
EMS	39969	EMS	68064
SUPPRESSION	11528	SUPPRESSION	18418
Total	51497	Total	86482

Responses - EMS Units						
Call Type	Ambo	Battalion Chief	EMS Officer	Medic	Total	
EMS	10165	113	2509	27523	40310	
SUPPRESSION	124	10	83	883	1100	
Total	10289	123	2592	28406	41410	

Responses - Suppression Units						
Call Type	Battalion Chief	Engine	Rescue	Squad	Truck	Total
EMS	126	16608	546	917	8894	27091
SUPPRESSION	1221	9363	405	725	5096	16810
Total	1347	25971	951	1642	13990	43901



Brandon M. Scott
Mayor

EMS OPERATIONAL METRICS

Total Incidents
36K

Total Responses
65K

Total Transports
21K

Average Response Time to Time Sensitive Calls (mins)
9.81

FILTERS

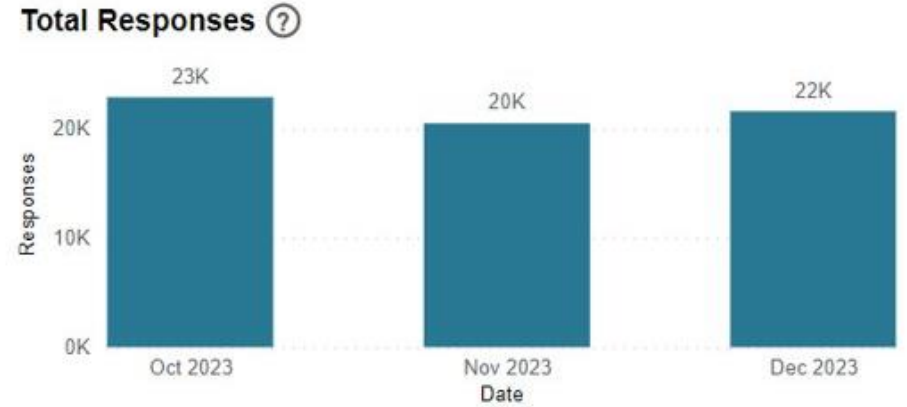
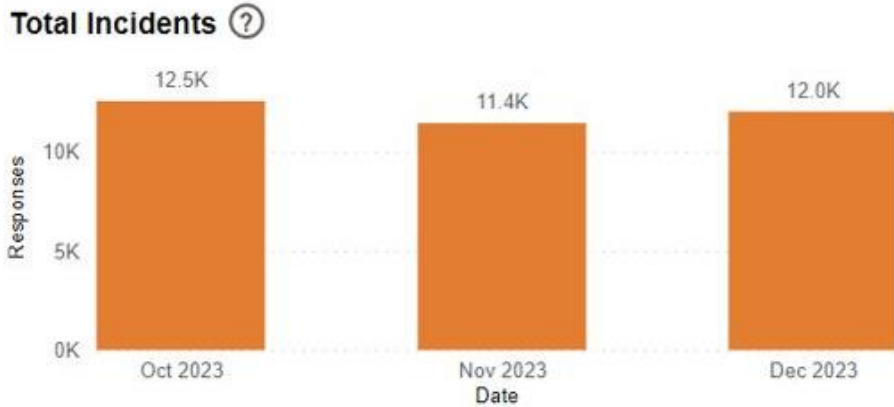
Date: 10/1/2023 - 12/31/2023

Battalion/Division: All

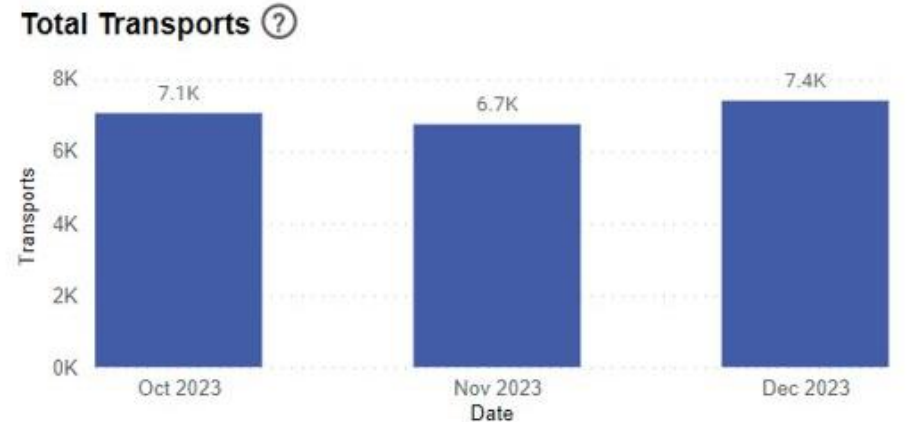
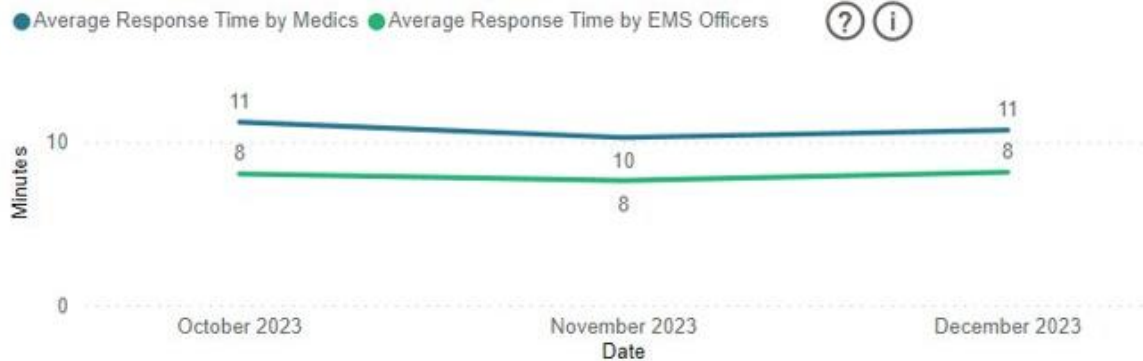
Shift: All

EMD Card: All

Unit: All



Average Response Time (Minutes) to Time Sensitive Calls by EMS



Jon M. Scott
Mayor

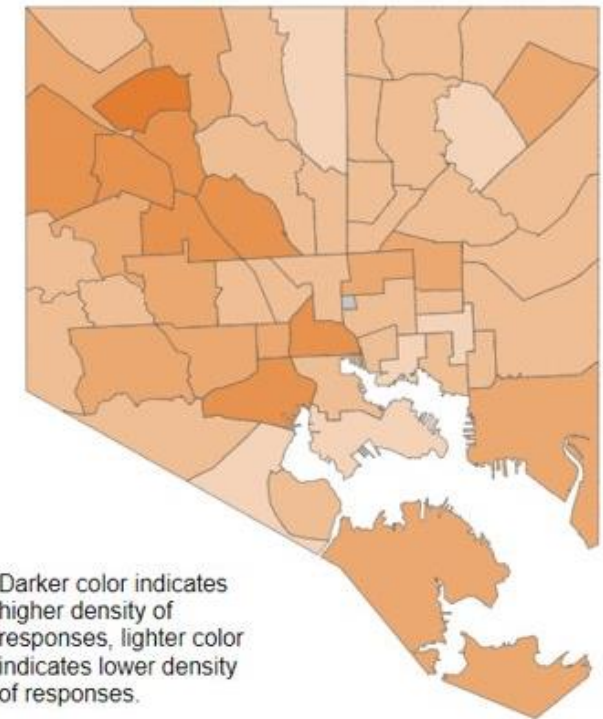
EMS OPERATIONAL METRICS

Total Incidents with Suppression Wait Time > 30 Minutes 1083	Total Responses to Incidents with Suppression Wait Time > 30 Minutes 2450	Median Suppression Wait Time (Minutes) 8.20	FILTERS Date: 10/1/2023 - 12/31/2023 Battalion/Division: All Shift: All EMD Card: All Unit: All				
--	---	---	---	--	--	--	--

Median and 90th% Suppression Wait Time (Minutes)



Incidents with Suppression Wait Time > 30 Minutes by Community



Responses with Suppression Wait Time > 30 Minutes

Report Number	Date	EMD Card	Unit	Suppression Wait Time (Min)
BF230187332	12/31/2023	23C01V	E23	36.87
BF230187676	12/31/2023	05A01	E52	40.80
BF230187331	12/31/2023	23C07I	M10	31.35
BF230187785	12/31/2023	10D02	M14	42.25
BF230187631	12/31/2023	PARM	M17	35.05
BF230187661	12/31/2023	13C01	M19	44.83
BF230187332	12/31/2023	23C01V	M20	36.87
BF230187332	12/31/2023	23C01V	M5	36.87

Map Values - Incidents with Suppression Wait Time > 30 Minutes by Community

Community	Incidents	Per Capita Incidents
Pimlico/Arlington/Hilltop	121	5
Dorchester/Ashburton	111	4
Downtown/Seton Hill	111	4
Greater Mondawmin	103	4
Howard Park/West Arlington	143	4
Penn North/Reservoir Hill	81	4
Southern Park Heights	149	4
Washington Village/Pigtown	66	4



M. Scott
ytor

EMS OPERATIONAL METRICS

Total Transports
21K

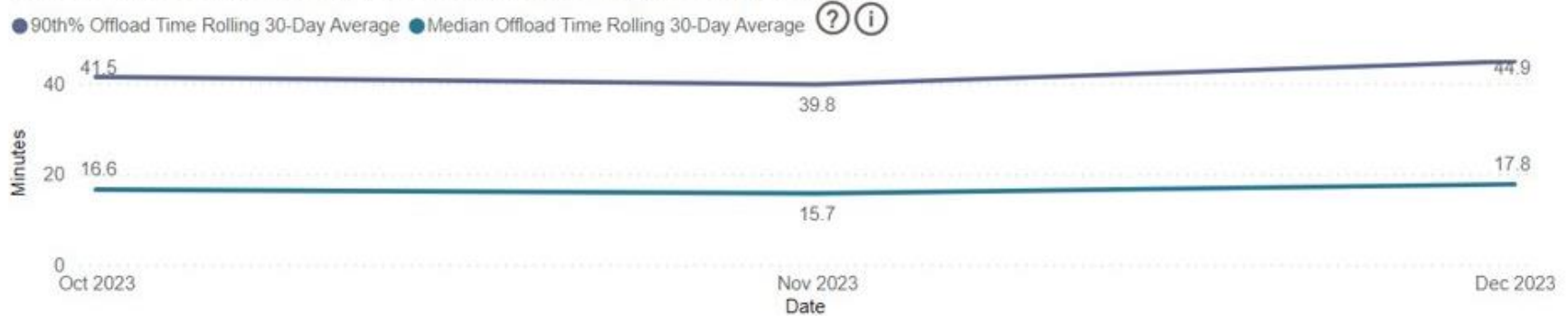
Total Responses
65K

Average Response Time to Time Sensitive Calls (mins)
9.81

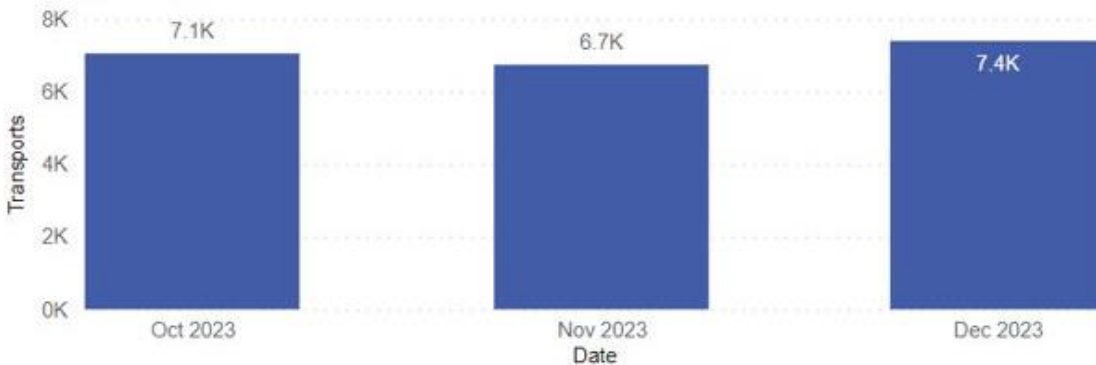
FILTERS

Hospital: All
 Date: 10/1/2023 - 12/31/2023
 Battalion/Division: All
 Shift: All
 EMD Card: All
 Unit: All

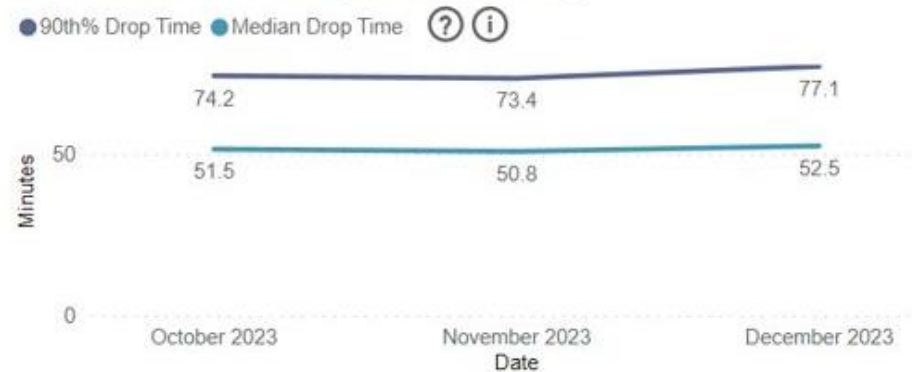
Median and 90th% Offload Time (Minutes) 30-Day Rolling Average



Transports



Median and 90th% Drop Time (Minutes)



M. Scott
york

EMS ALTERNATIVE DESTINATION METRICS

Total Transports to BHSB Locations
13

Total Transports from BHSB Locations
46

Total Transports to UMMC
4

Total Transports from UMMC
0

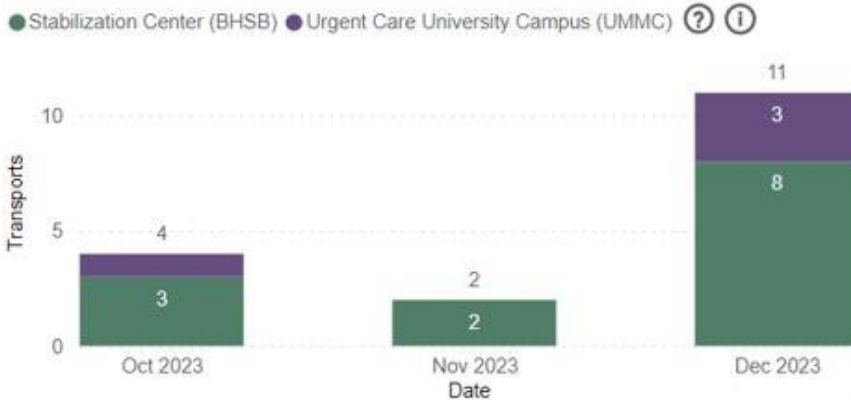
Total Transports to All Alternative Destinations
17

Total Transports from Gaudenzia Locations
57

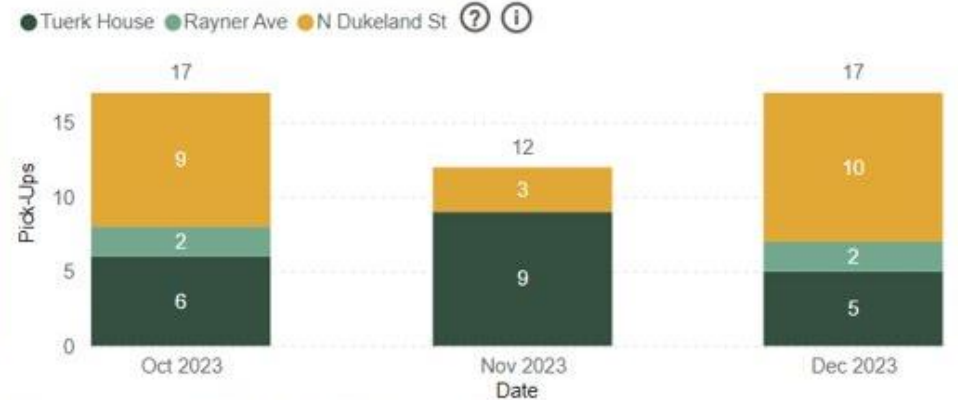
FILTERS

Date: 10/1/2023 - 12/31/2023
 Battalion/Division: All
 Shift: All
 EMD Card: All
 Unit: All

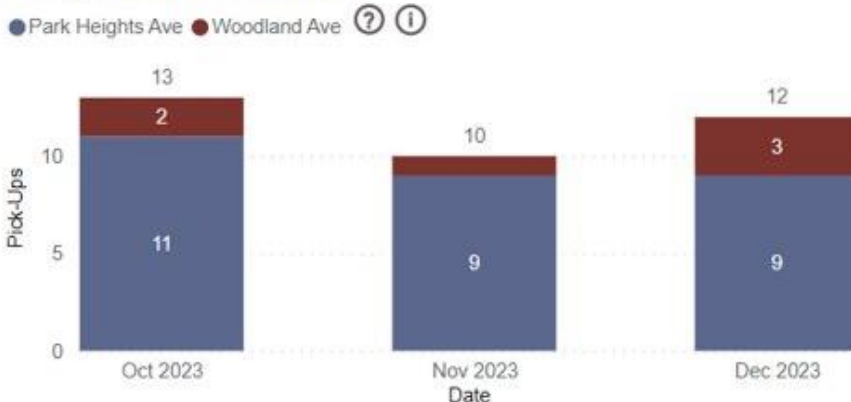
Transports to Alternative Destination Locations



Pick Ups from BHSB Locations



Pickups from Gaudenzia



Responses to BHSB & Gaudenzia Locations

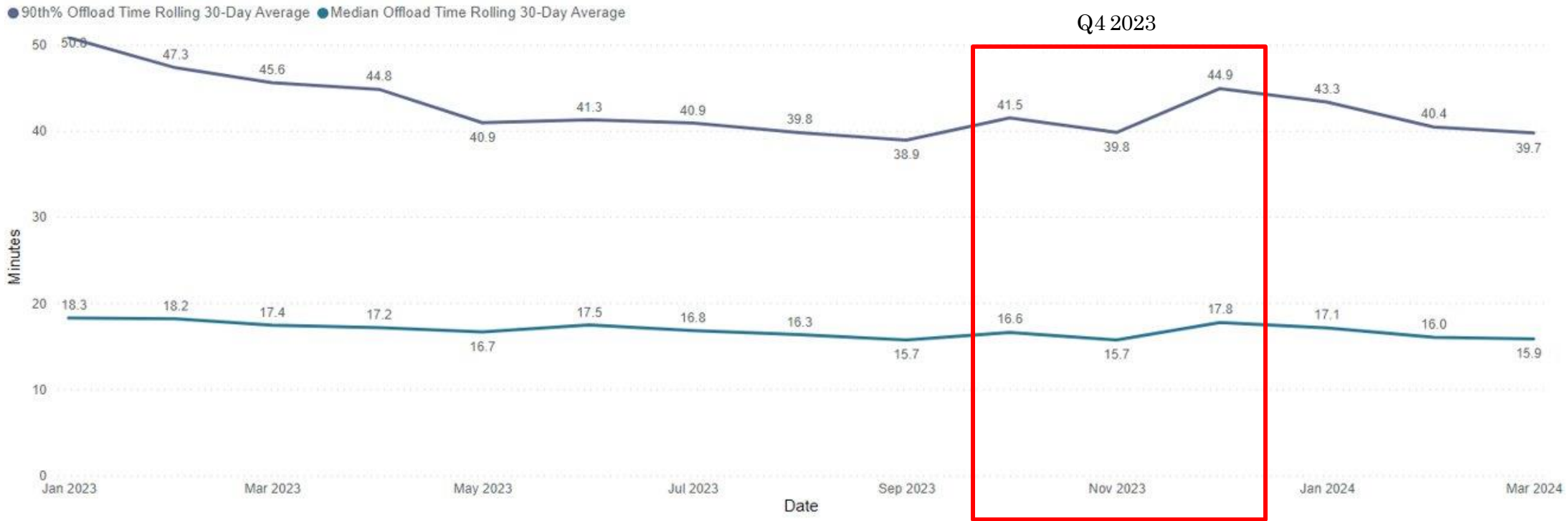
Date	Report Number	Call Type	Final Description	Unit	Call Disposition	Pick Up Location
12/30/2023	BF230187053	23D02I	OD UNCONSCIOUS	M27	212	Dukeland
12/30/2023	BF230187305	26A02	SICK BP PROB	M12	FMC	Tuerk House
12/26/2023	BF230184817	10D04	CHEST PN CLAMMY	M27	214	Tuerk House
12/22/2023	BF230183153	31D03	UNCON BREATHING	M8	208	Dukeland
12/22/2023	BF230183153	31D03	UNCON BREATHING	M9	208	Dukeland



on M. Scott
Mayor

SELECT MITIGATION STRATEGIES

Median and 90th% Offload Time 30-Day Rolling Average



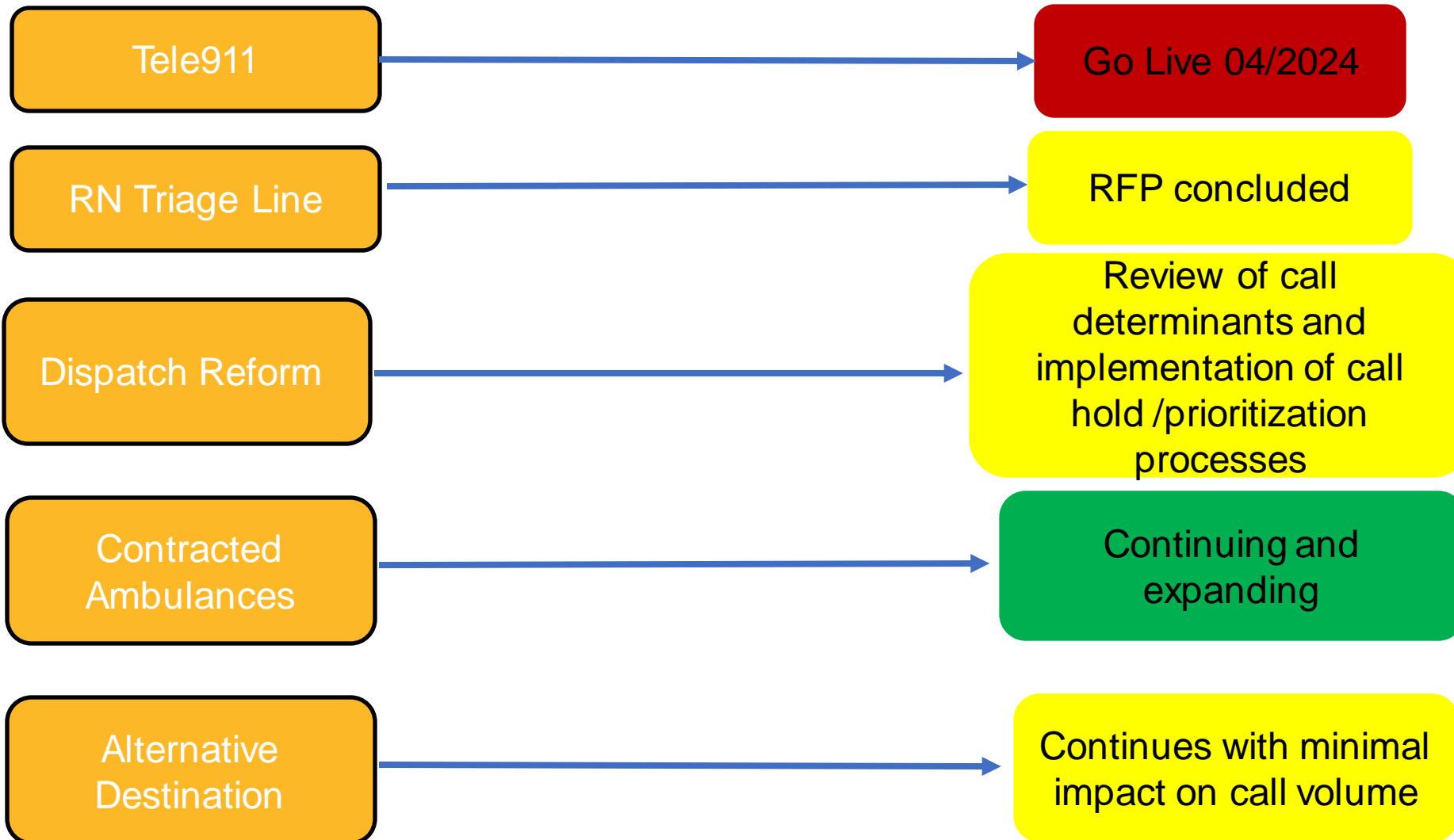
Median offload time 15.9 (down from 16.0)

Median offload time 15.9 (down from 16.0)



Brandon M. Scott
Mayor

SELECT MITIGATION STRATEGIES



Brandon M. Scott
Mayor

BUPRENORPHINE

- Ongoing collaboration with BHSB, 988, community stakeholders
- Population health to target high density areas
- Program incepted to provide "linkage to care" for patients at risk
- Working on educational roll out with subject matter experts from UMD School of Medicine and JHH Schools of Medicine and Public Health


Case Conferences

Buprenorphine Field Initiation of ReScue Treatment by Emergency Medical Services (Bupe FIRST EMS): A Case Series

Gerard G. Carroll, MD FAAEM EMT-P, Deena D. Wasserman, MD FAWM, Aman A. Shah, MD, Matthew S. Salzman, MD,

Kaitlan E. Baston, MD MSc DFASAM, Rick A. Rohrbach, BSN CFRN CCRN-K MICP, ...show all

Pages 289-293 | Received 28 Jan 2020, Accepted 20 Mar 2020, Published online: 04 May 2020

“ Cite this article <https://doi.org/10.1080/10903127.2020.1747579> 



Prehospital Emergency Care



ISSN: (Print) (Online) Journal homepage: www.tandfonline.com/journals/pec20

Prehospital Buprenorphine Treatment for Opioid Use Disorder by Paramedics: First Year Results of the EMS Buprenorphine Use Pilot

H. Gene Hern, Vanessa Lara, David Goldstein, M. Kalmin, S. Kidane, S. Shoptaw, Ori Tzvieli & Andrew A. Herring



Brandon M. Scott
Mayor

BEHAVIORAL HEALTH DIVERSION

PROGRESS & UPDATES

- Working with Harvard/JHU collaboration on expanded determinants
- Integrated new codes after EMD/ProQA update
- Will begin diverting patients aged 12 and older after newly executed MOU
- Clinician hired in dispatch center
- Onboarding behavioral health manager to assist with QA/QI

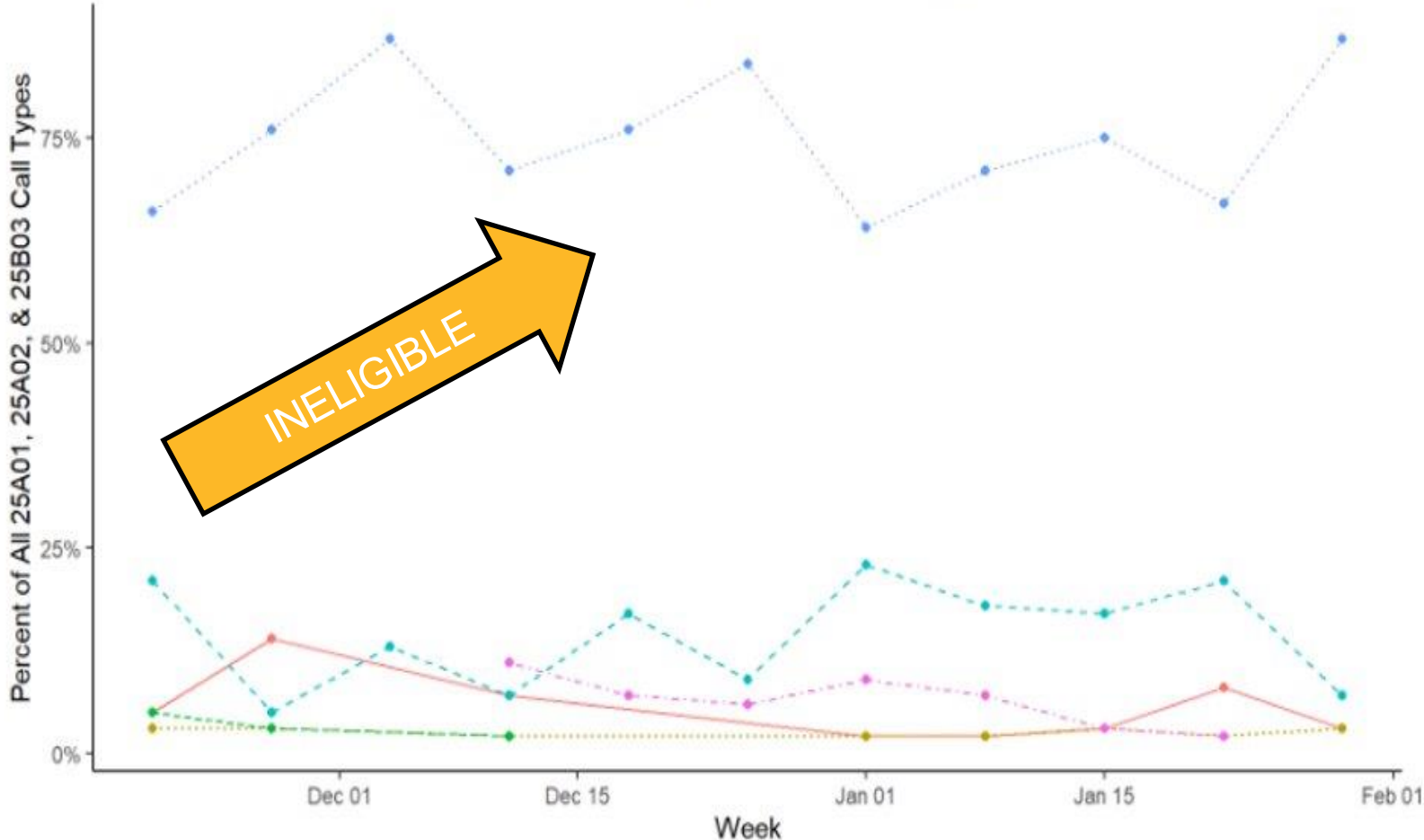


Brandon M. Scott
Mayor

BEHAVIORAL HEALTH DIVERSION

Response Types to 25A01/25A02 911 Calls by Week

As a percentage of all 25A01/25A02 & 25B03 (after 3/17/22) responses during week



All Incidents, This Review Period

Incident Type	Count
Eligible Call Type	248
Eligible by Narrative	63
BCRI Involved in Incident	35
Diversion	9
Co-Notification	14
Escalated Diversion	1
Unable to Divert	20

response_type

- co-notification
- diversion
- escalated diversion
- - -●- - - no attempt
- - -●- - - not eligible
- - -●- - - unable to divert

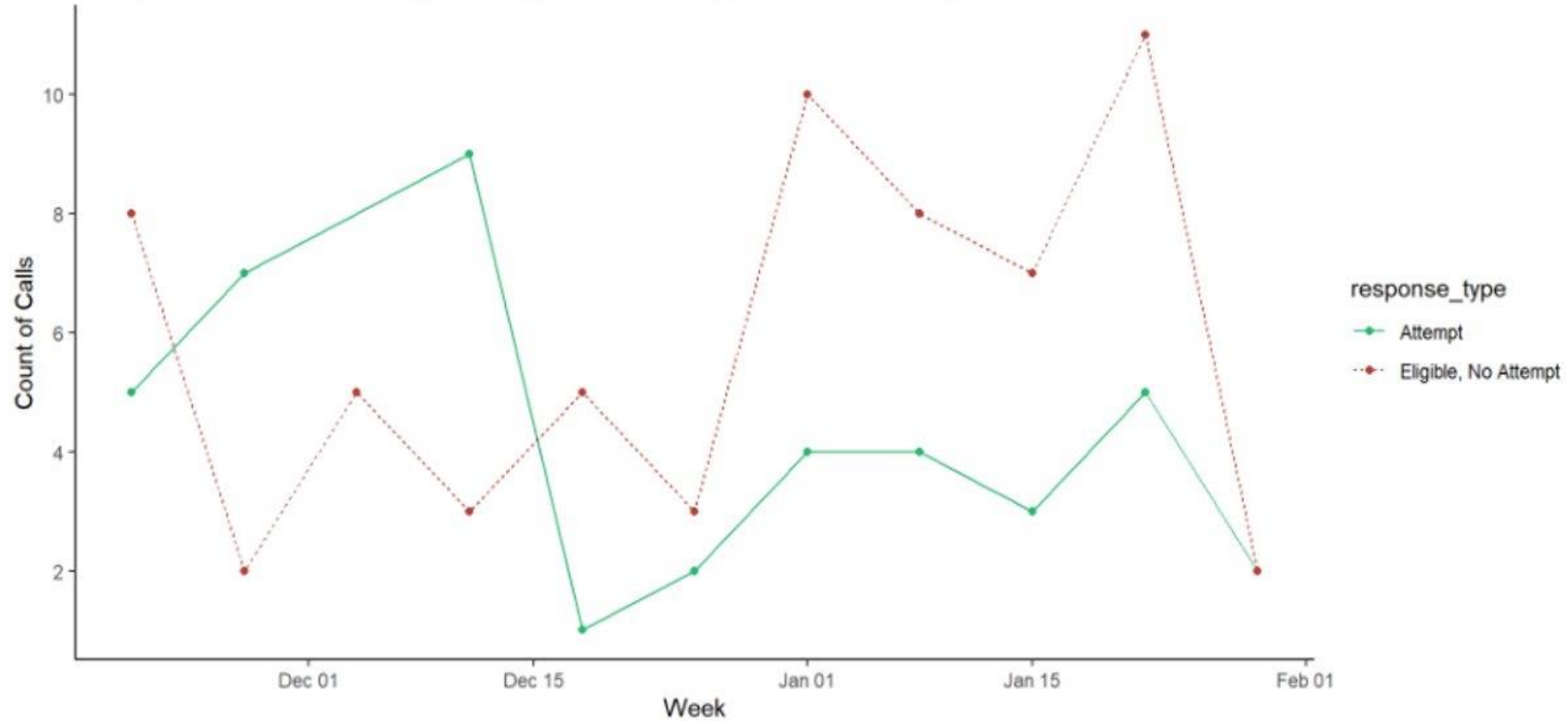


Brandon M. Scott
Mayor

BEHAVIORAL HEALTH DIVERSION

Attempts & Missed Opportunities to Involve BCRI by Week

Attempts to involve BCRI and eligible call types with no attempt to divert or co-notify



Brandon M. Scott
Mayor

ALTERNATIVE DESTINATION

- ET3 suspended / less incentive for participation
- Remains part of larger BCFD plan but minimal impact on operations
- Must be integrated into broader strategy of dispatch reform
- Working with MIEMSS and DC to fund transport via Maryland Medicaid
- Working with BHSB stabilization center to decrease 911 utilization



Brandon M. Scott
Mayor

DECEMBER 1, 2023 - MARCH 2, 2024

Total Transports to BHSB Locations

14



Total Transports from BHSB Locations

38



Total Transports to UMMC

4

Total Transports from UMMC

0

Total Transports to All Alternative Destinations

18



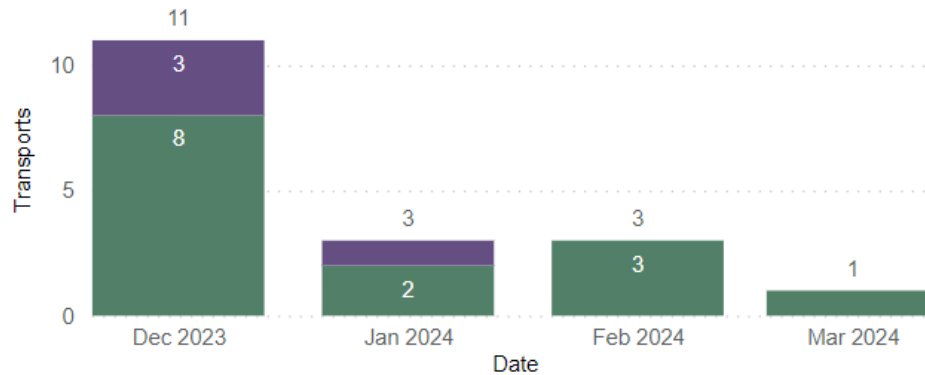
Total Transports from Gaudenzia Locations

49



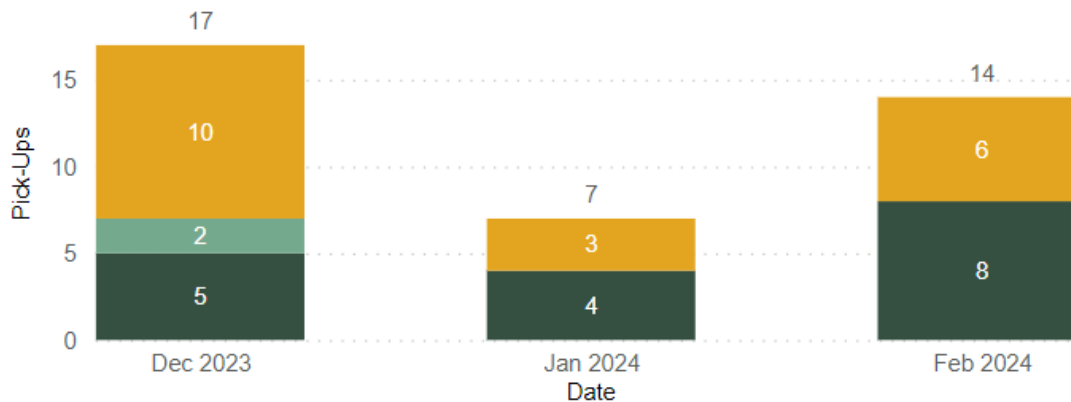
Transports to Alternative Destination Locations

● Stabilization Center (BHSB) ● Urgent Care University Campus (UMMC) ? i



Pick Ups from BHSB Locations

● Tuerk House ● Rayner Ave ● N Dukeland St ? i



Brandon M. Scott
Mayor

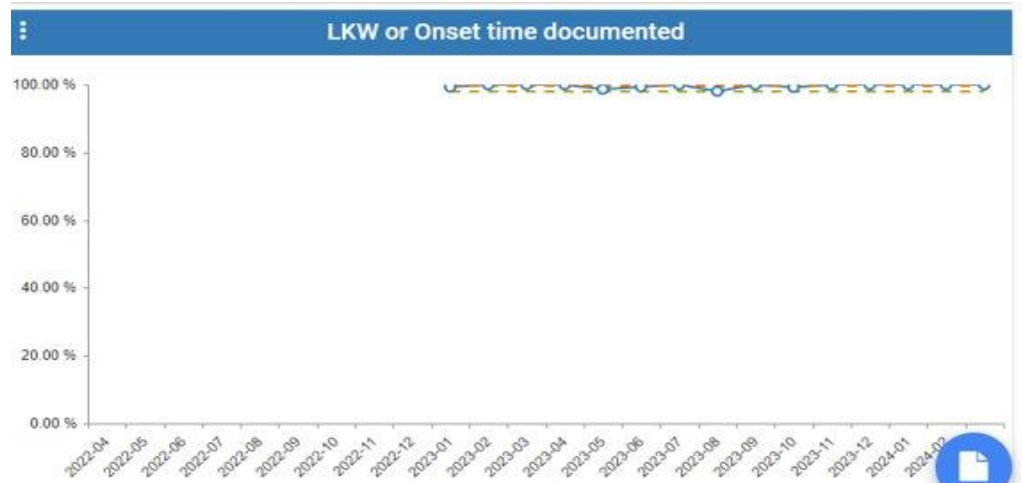
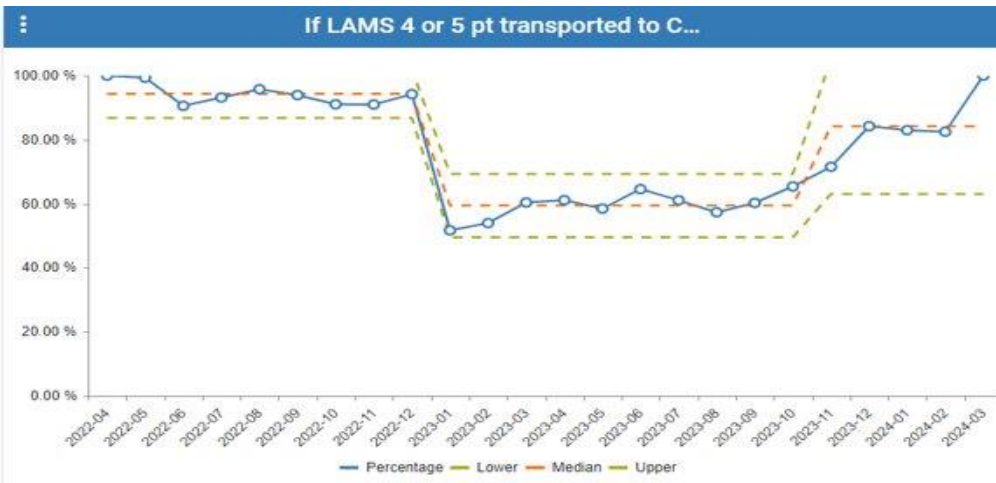
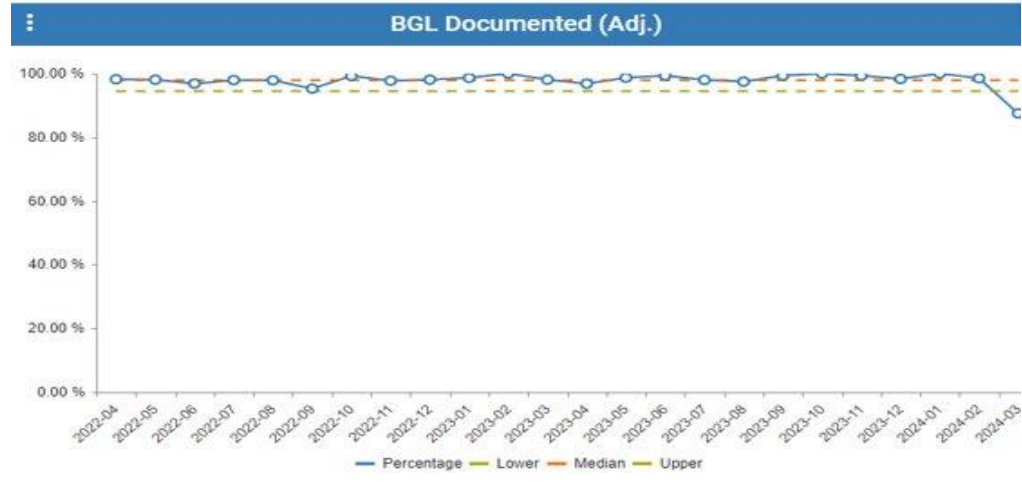
EMS CLINICAL METRICS

- Incorporating National EMS Quality Assurance Metrics into dashboard reporting
- Revised airway management triggers
- QA/QI lieutenants engaged in “just in time training”
- Advanced airway labs in partnership with Florida jurisdictions
- Tim Phalen national 12 lead ECG course delivered to ALS clinicians
- Transparency and consistency in reporting
- 100% review on cardiac arrest, STEMI, ketamine, advanced airway



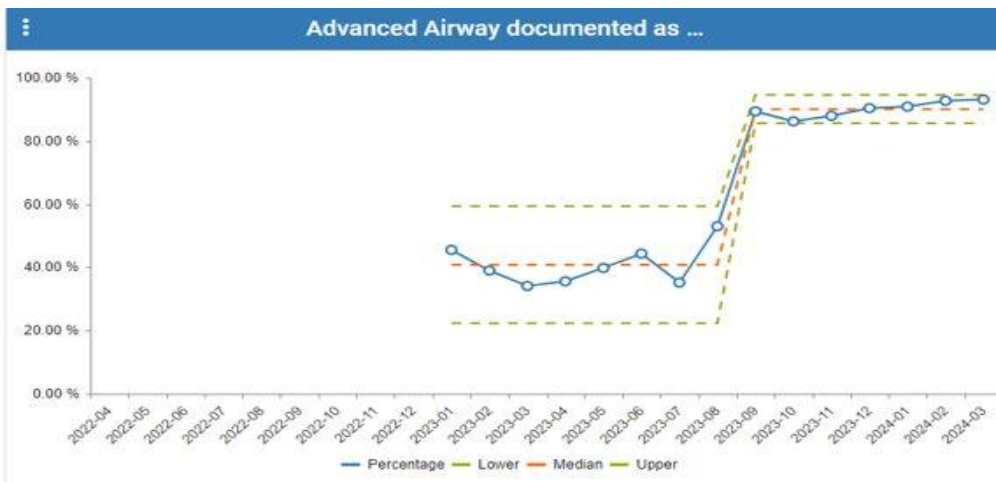
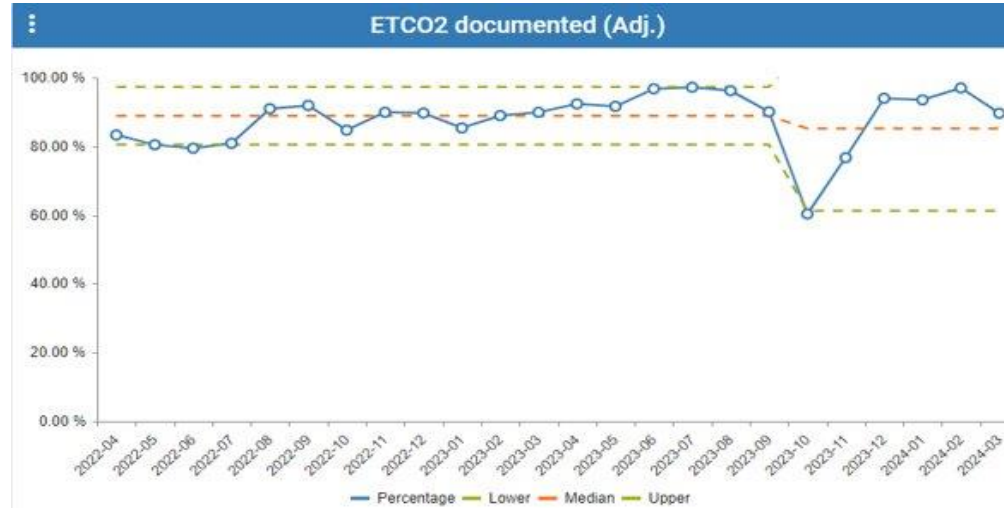
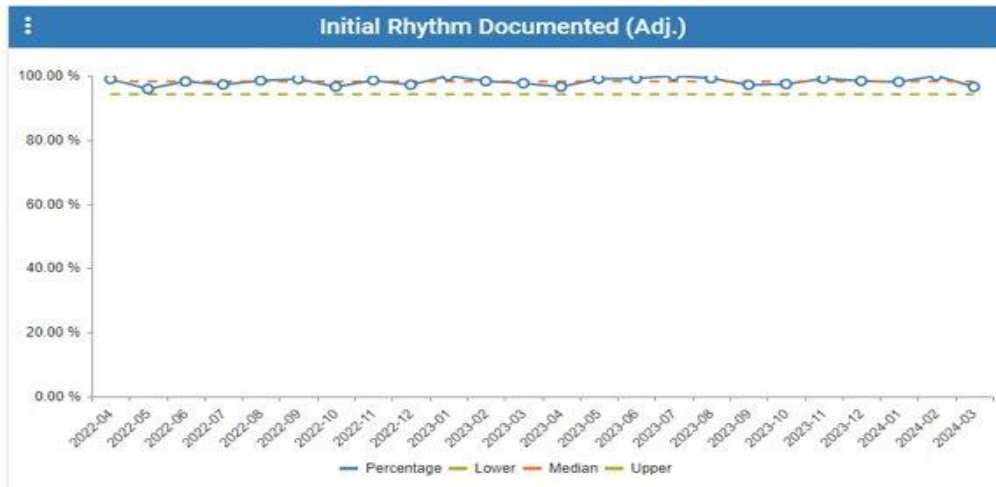
Brandon M. Scott
Mayor

EMS CLINICAL METRICS: STROKE



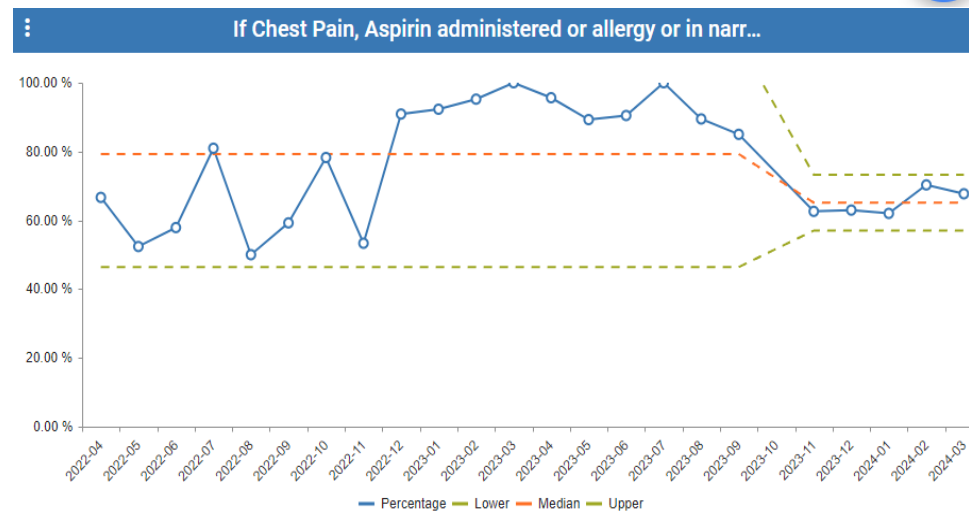
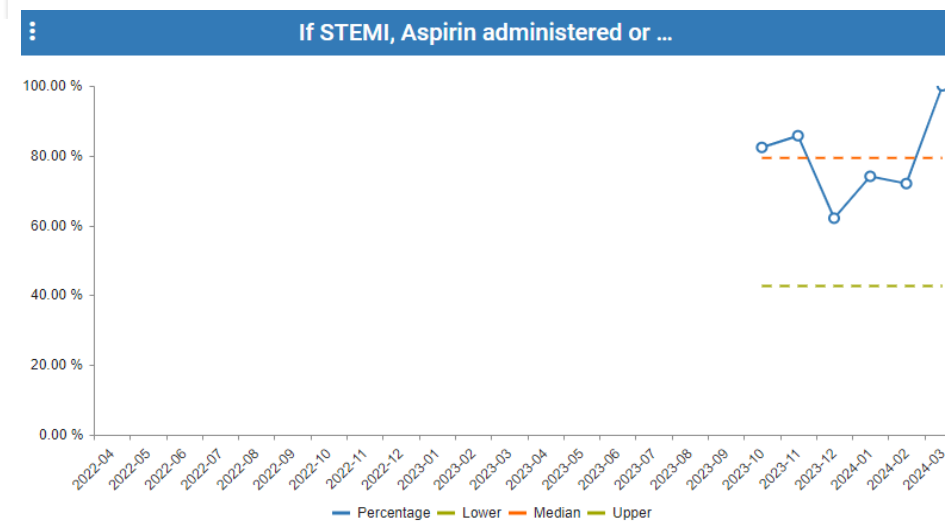
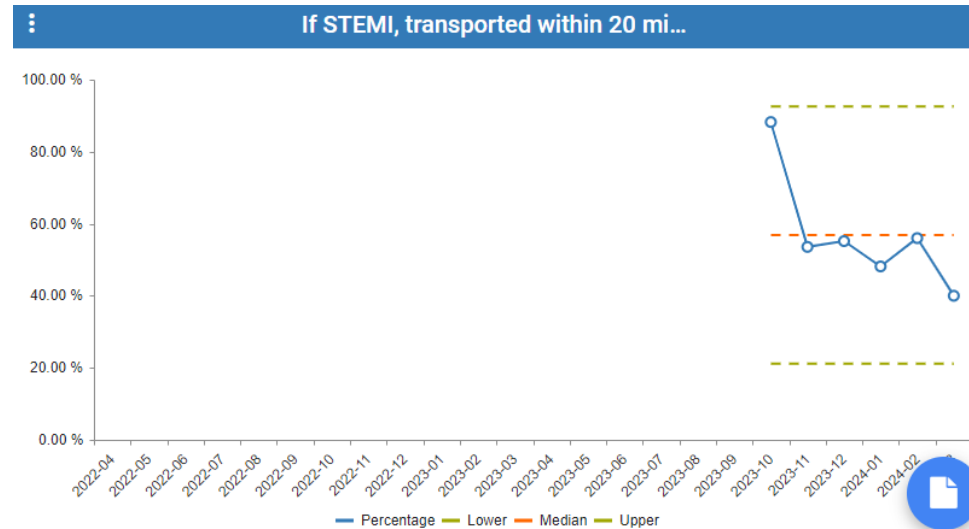
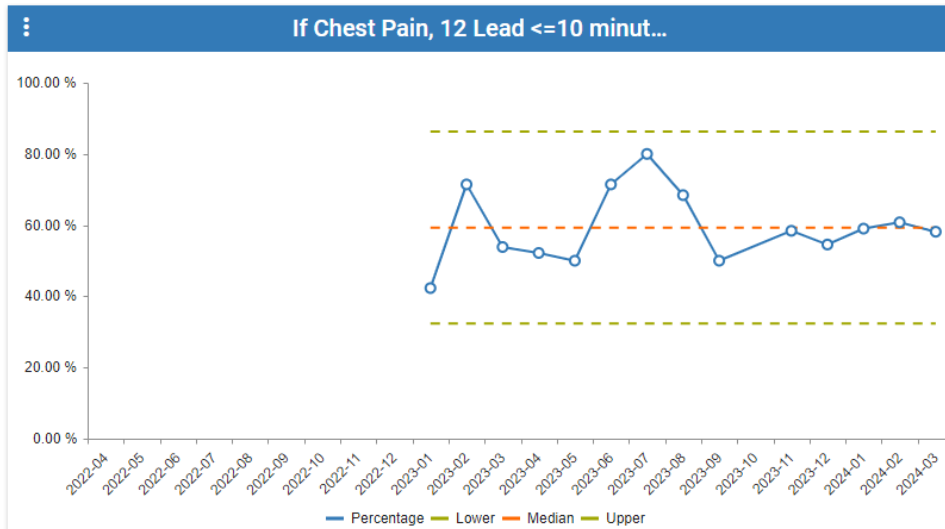
Brandon M. Scott
Mayor

EMS CLINICAL METRICS: CARDIAC ARREST



Brandon M. Scott
Mayor

EMS CLINICAL METRICS: STEMI



Brandon M. Scott
Mayor

CARES METRICS: CARDIAC ARREST

- Collaboration with JHSPH intern
- Thesis focused on health disparities and cardiac arrest survival
- Moving community education under EMS
- Adopting evidence-based strategies to improve bystander CPR



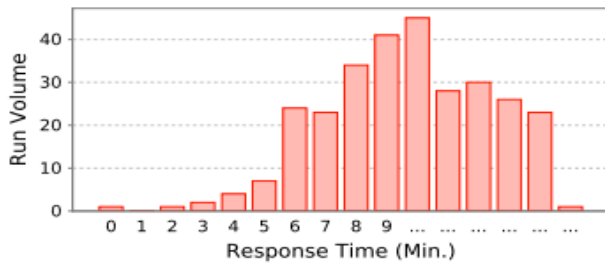
Brandon M. Scott
Mayor

CARES METRICS: CARDIAC ARREST

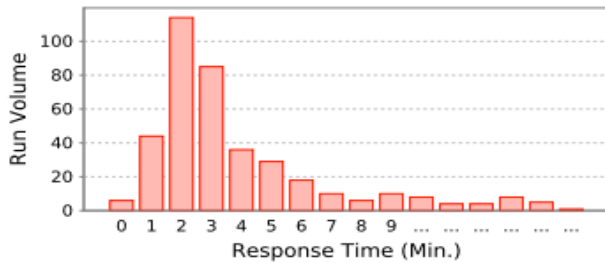
10/1/2023 - 1/31/2024

BCFD Data

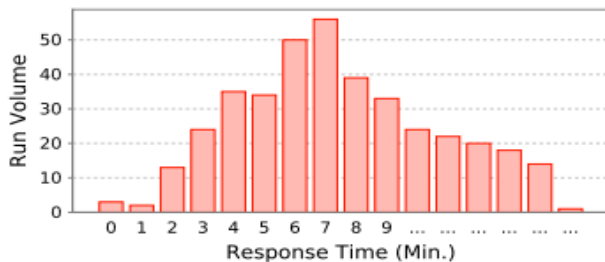
EMS Times: 911 to Arrival



EMS Times: 911 to Dispatch



EMS Times: Dispatch to Arrival

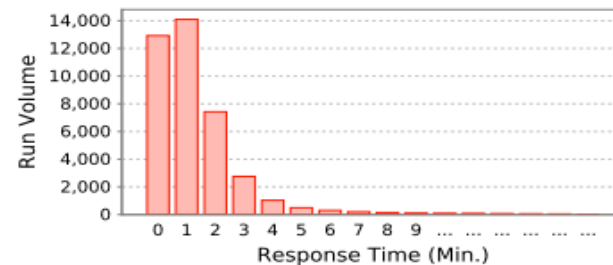


National Data

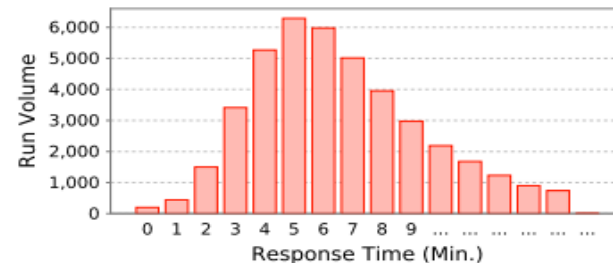
EMS Times: 911 to Arrival



EMS Times: 911 to Dispatch



EMS Times: Dispatch to Arrival



Improvement Opportunities:
→ Immediate Recognition of Arrest
→ Processing of Arrest Calls



Brandon M. Scott
Mayor

CARES METRICS: CARDIAC ARREST

10/1/2023 - 1/31/2024

Utstein Survival Report

Baltimore City Fire Department

Date of Arrest: From 10/1/2023 Through 01/31/2024 | Incident County: Baltimore (city)

Prince George's

Howard

Non-Traumatic Etiology Survival Rates

Overall:	7.7% (414)
Bystander Wit'd:	12.6% (103)
Unwitnessed:	4.3% (277)
Utstein ¹ :	27.3% (11)
Utstein Bystander ² :	28.6% (7)

Non-Traumatic Etiology Survival Rates

Overall:	5.5% (363)
Bystander Wit'd:	10.1% (129)
Unwitnessed:	1.1% (187)
Utstein ¹ :	25.0% (28)
Utstein Bystander ² :	29.4% (17)

Non-Traumatic Etiology Survival Rates

Overall:	9.8% (61)
Bystander Wit'd:	22.2% (18)
Unwitnessed:	5.9% (34)
Utstein ¹ :	57.1% (7)
Utstein Bystander ² :	60.0% (5)

Bystander Intervention Rates ³

CPR:	26.3% (316)
Public AED Use:	0.0% (61)

Bystander Intervention Rates ³

CPR:	40.2% (266)
Public AED Use:	7.7% (39)

Bystander Intervention Rates ³

CPR:	46.5% (43)
Public AED Use:	0.0% (7)

Overall: 7.7% increase from 5.3%
Utstein Bystander: 28.6% increase from 20%
Bystander Intervention: Unchanged



Brandon M. Scott
Mayor

BALTIMORE CITY FIRE DEPARTMENT POPULATION HEALTH PROGRAM



Brandon M. Scott
Mayor

BCFD POPULATION HEALTH – OUTREACH DATA

**Operational Period July 11- March 11, 2024
8 Month / 157 Days**

Patient and Non-Patient Contacts-

911 patient Contacts- 222

Non-Patient Contacts (Family, Bystander,
Community Members, etc.)- 5,922

High Utilizer Outreach-

177- Attempts to contact

**20- Successfully contacted and
initiated assessments**




**Brandon M. Scott
Mayor**

BCFD POPULATION HEALTH – OUTREACH DATA



**POPULATION
HEALTH
AWARENESS
TOTALS:
828 EVENTS
=136 HOURS**



**FENTANYL
TEST STRIPS:
259**



**OUTSIDE
AGENCY
PROGRAM
REFERRALS:
142**



**FOOD, WATER,
BLANKETS,
GLOVES, WOUND
CARE KITS, ETC.
DISTRIBUTED:
1,061**



**Brandon M. Scott
Mayor**

BCFD POPULATION HEALTH PROGRAM

Leave Behind Naloxone: Totals

**Total Leave Behind
Naloxone Kits Distributed-**

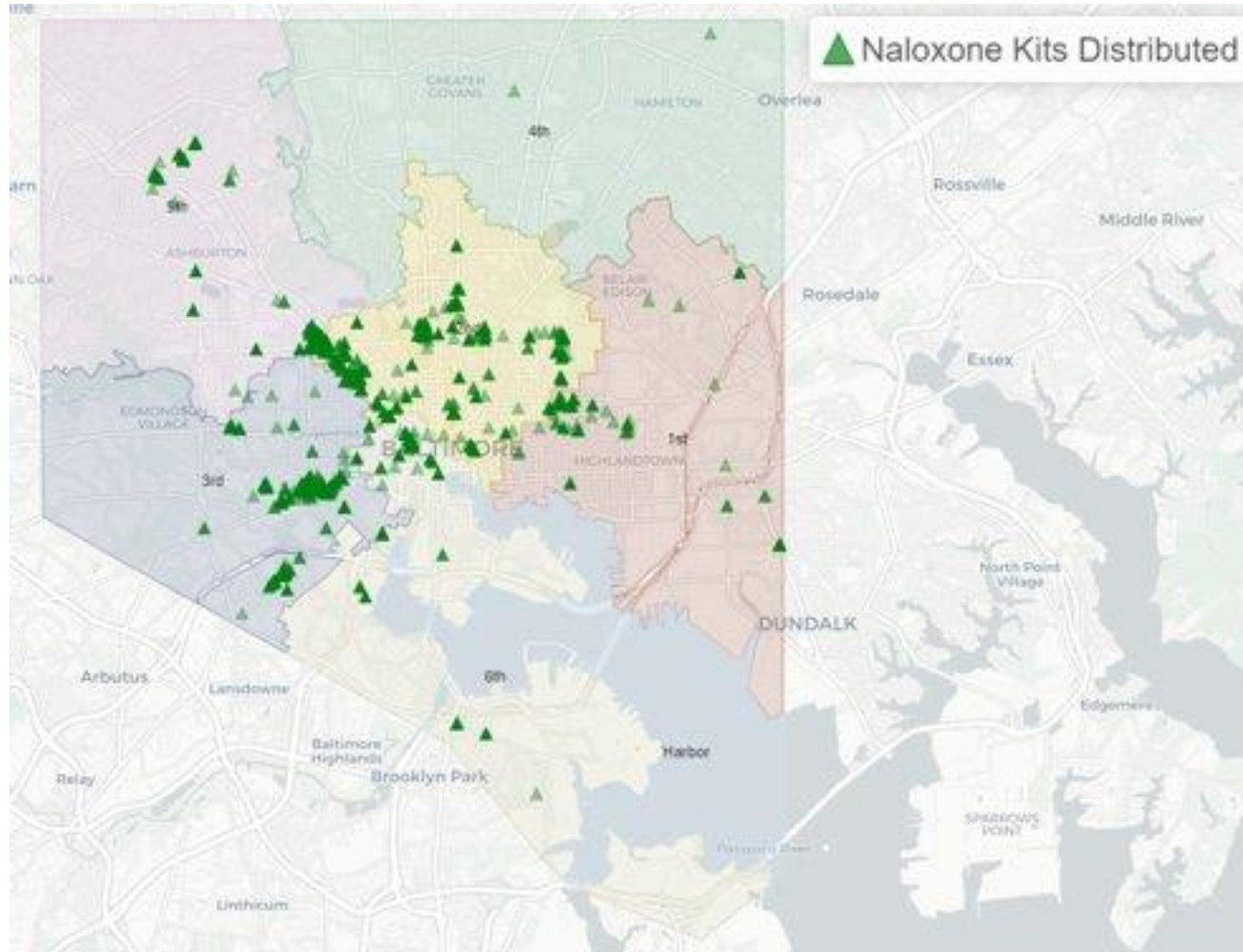
5,821 Kits =

11,642 Doses



**Brandon M. Scott
Mayor**

NALOXONE KIT DISTRIBUTION



Brandon M. Scott
Mayor

NALOXONE KIT DISTRIBUTION

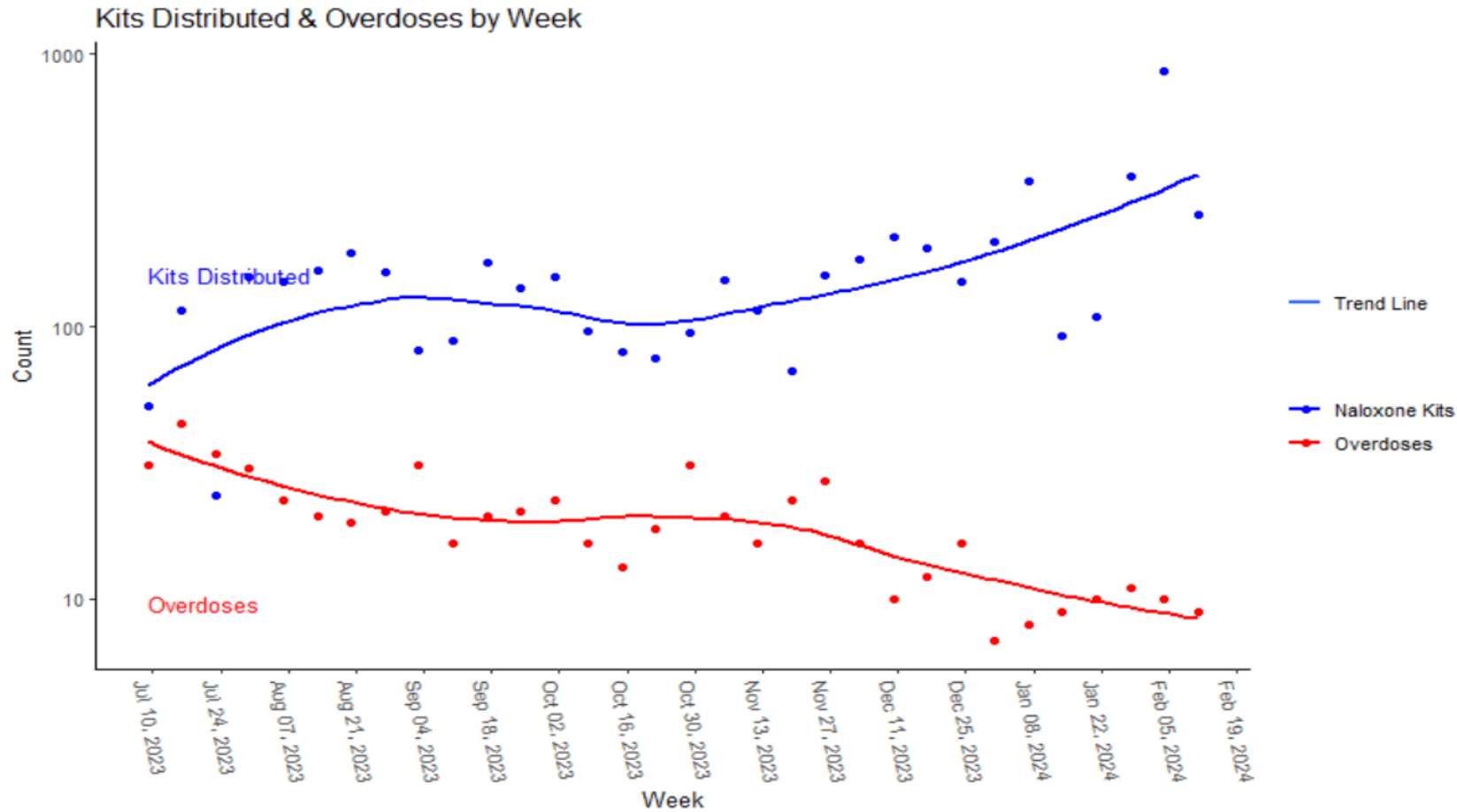
Pennsylvania Avenue

Overdose incidents within a .25-mile diameter of a naloxone distribution site, 30 days before the distribution and 30 days after



Brandon M. Scott
Mayor

NALOXONE KIT DISTRIBUTION



Brandon M. Scott
Mayor



Brandon M. Scott
Mayor

THANK YOU

