



BALTIMORE CITY

PUBLIC SCHOOLS

FY2023 Q4 Quarterly Budget Briefing
The Finance and Performance Committee
Baltimore City Council
Budget Oversight Hearing
September 28, 2023

Dr. Sonja Brookins Santelises
Chief Executive Officer, Baltimore City Public Schools

Maryanne B. Cox
Deputy Chief Financial Officer






Table of Contents

- **Purpose of Presentation**
- **Draft FY 2023 Q4 General Fund Revenues**
- **Draft FY 2023 Q4 General Fund Expenditures**
- **Draft FY 2023 Q4 Summary of General Fund Revenues and Expenditures**



Purpose of the Presentation per City of Baltimore Legislation LO21-0003

Legislative Oversight Quarterly Budget Briefings (BBMR, Capital Budget, BCPSS)

“Budget Briefing For the purpose of calling on the Director of the Finance Department's Bureau of Budget and Management Research (BBMR) as well as the Director for the Baltimore City Public School System (BCPSS) to brief the City Council on how the City's actual finances and School's finances compare to its budget projections.”

**Draft FY 2023 Q4 General Fund Revenue by Sources
as of September 22, 2023
(Expressed in Thousands)**

Source	FY 2023 FINAL Budget	DRAFT FY 2023 Q4 Actual Revenue	DRAFT FY 2023 Q4 Actual Revenue % FY 2023 Final Budget
State of Maryland	1,016,346	186,785	18.4%
City of Baltimore	312,643	77,065	24.6%
Federal Revenue	5,400	24,050	445.4%
Investment Earnings	1,000	19,381	n/a
Other Revenue	6,110	8,441	138.2%
GASB Statement No. 84 Fiduciary Activities	-	2,178	n/a
GASB Statement No. 87 Leases (Proceeds from Leases)	-	2,149	n/a
Other Financing Sources	21,297		n/a
	1,362,796	320,049	23.5%

Draft FY 2023 Q4 General Fund Expenditures as of September 22, 2023 (Expressed in Thousands)

	FINAL Appropriations	FINAL Carryover	FINAL Appropriations incl Carryover	DRAFT FY 2023 Q4 Expenditures	DRAFT Encumbrances as of 06/30/2023	DRAFT FY 2023 Q4 Expenditures plus Encumbrances as of 06/30/2023	DRAFT FY 2023 Q4 Actual Expenditures % FY 2023 Final Budget
Administration	58,587	9,668	68,255	9,384	7,403	16,787	24.6%
Mid-Level Administration	88,878	2,741	91,619	21,197	3,199	24,396	26.6%
Instruction	552,211	11,513	563,724	149,899	24,528	174,427	30.9%
Special Education	199,294	20,959	220,253	56,614	16,876	73,490	33.4%
Student Personnel Services	14,147	-	14,147	4,262	-	4,262	30.1%
Student Health Services	17,786	-	17,786	17,514	34	17,548	98.7%
Student Transportation	51,465	13,781	65,246	19,300	9,880	29,180	44.7%
Operation of Plant	71,946	9,463	81,409	21,701	8,072	29,773	36.6%
Maintenance of Plant	28,167	10,140	38,307	9,750	11,892	21,642	56.5%
Fringe	233,744	-	233,744	45,922	-	45,922	19.6%
Capital Outlay	23,865	234	24,099	20,649	-	20,649	85.7%
Community Services	30	-	30	29	-	29	
Debt Service	20,253	-	20,253	19,894	205	20,099	99.2%
Enrollment Adjustment Holding	2,423	-	2,423	(4)	-	(4)	-0.2%
School Activity Funds - GASB Statement No. 84	-	-	-	2,477	-	2,477	
Total Expenditures	1,362,796	78,499	1,441,295	398,588	82,089	480,677	33.4%

Draft FY2023 General Fund Expenditures as of September 22, 2023 (Expressed in Thousands)

	FINAL Appropriations	FINAL Carryover	FINAL Appropriations incl Carryover	DRAFT FY 2023 Q4 Expenditures	DRAFT Encumbrances as of 06/30/2023	DRAFT FY 2023 Q4 Expenditures plus Encumbrances as of 06/30/2023	DRAFT FY 2023 Q4 Actual Expenditures % of FY 2023 Final Budget
Salaries & Wages	713,128	-	713,128	183,058	-	183,058	25.7%
Fringe Benefits	233,869	-	233,869	45,922	-	45,922	19.6%
Contractual Services	247,804	57,477	305,281	77,439	57,657	135,096	44.3%
Materials & Supplies	52,702	9,053	61,755	23,445	14,551	37,996	61.5%
Utilities & Other Charges	61,000	8,554	69,554	37,183	7,994	45,177	65.0%
Property & Equipment	8,410	3,415	11,825	918	1,887	2,805	23.7%
Principal & Interest	20,253	-	20,253	19,894	-	19,894	98.2%
Indirect Cost Recovery	(6,000)	-	(6,000)	(2,117)	-	(2,117)	35.3%
Transfers	27,049	-	27,049	12,846	-	12,846	47.5%
Contingency Reserve	4,581	-	4,581	-	-	-	0.0%
Total Expenditures	1,362,796	78,499	1,441,295	398,588	82,089	480,677	33.4%

Draft FY 2023 Q4 Summary of General Fund Revenues and Expenses (Expressed in Thousands)

	FINAL Total Budget - Revenue	FINAL Budget - Expenditures	FINAL Carryover /Encumbrances	Total FINAL Budget incl Carryover - Expenditures /Encumbrances	DRAFT FY 2023 Q4 Expenditures plus Encumbrances as of 06/30/2023	DRAFT FY 2023 Q4 Expenditures plus Encumbrances % Appropriations including Carryover	DRAFT FY 2023 Q4 % Appropriations excluding Carryover (as applies to Revenue)
Total Appropriations	1,362,796	1,362,796	78,499	1,441,295			
DRAFT FY 2023 Q4 General Fund Revenue					320,049		23.5%
DRAFT FY 2023 Q4 General Fund Expenditures					480,677	33.4%	
Operating Results							



Questions or Comments

Maryanne B. Cox
Deputy Chief Financial Officer

MCox@bcps.k12.md.us

2023 Capital Spending & Requests

September 28, 2023
Presentation to Baltimore City Council

DR. LYNETTE WASHINGTON | Chief of Operations



Summary of SY23-24 Capital Funding

1. Facility Conditions + Investments
2. Current Funding Sources
3. Summary of Projects
4. Looking Forward

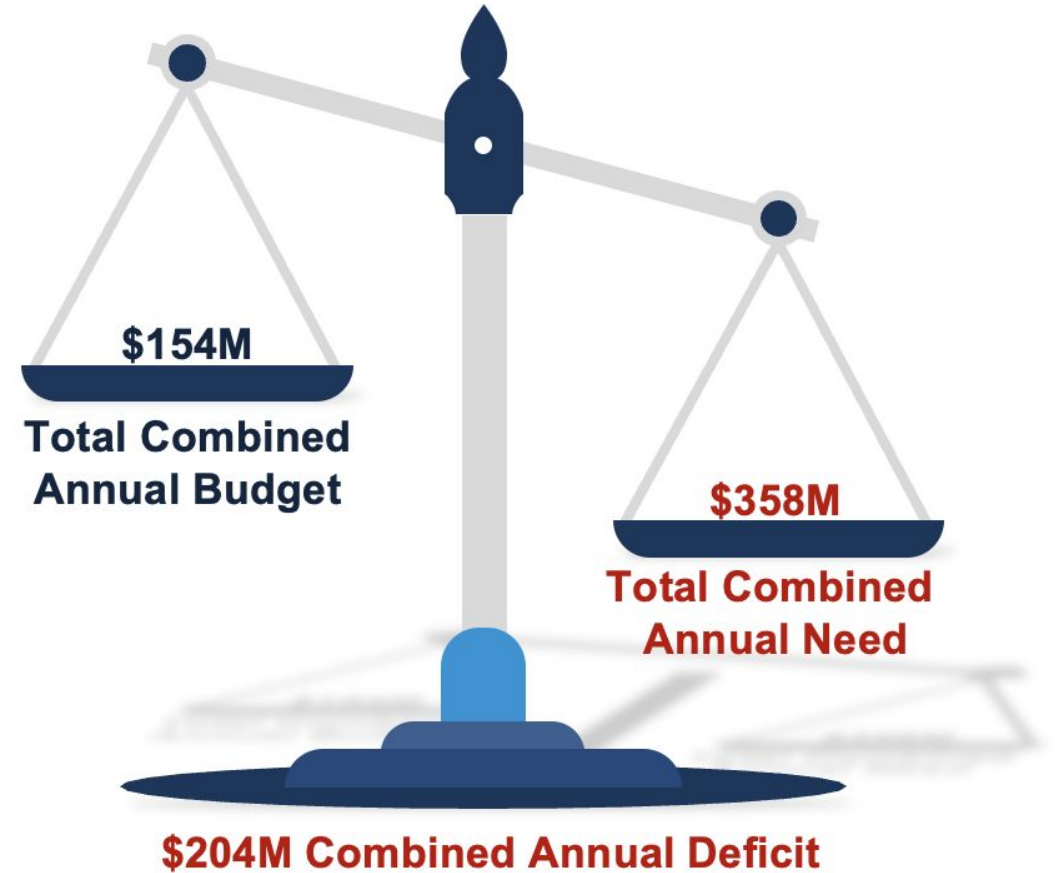


1. Facility Conditions + Investments | *Current Landscape*

The current maintenance and capital budget is approximately \$204M less than what is needed.

Given the quantity, age, and condition of City Schools building portfolio, it would require a combined \$358M of capital and maintenance funding to upgrade and maintain District buildings to industry standards.

The \$46M received last year is only a portion of what is truly needed to meet industry standards. Given our portfolio, the capital investments needed per year are \$100M short of the \$205M needed.



1. Facility Conditions + Investments | *County Comparisons*

Other jurisdictions get more funding.

Neighboring wealthier jurisdictions receive more funds from the IAC and their local jurisdiction, the latter of which Baltimore City is unable to do. Below are the approximate FY24 Capital funds per IAC Allocations and County Budgets, in millions:

Jurisdiction	SY22-23 Students	Local Funds (\$M)*	State Funds (\$M)	Total (\$M)
Montgomery County	160,554	\$285	\$56	\$341
Baltimore County	111,083	\$211	\$56	\$267
Anne Arundel County	83,044	\$103	\$46	\$149
Baltimore City	75,995	\$19	\$46	\$65
Howard County	57,676	\$68	\$18	\$86

Note - All values were obtained from publicly available sources

2. Current Funding Sources | *Capital Decisions*

Capital decisions are informed by both physical system conditions and District priorities.

Physical Systems: inspections and PM (Preventative Maintenance) reports, FCI (Facilities Condition Index), work orders, lifecycle information

District Priorities: Annual Review decisions, CEFMP (Comprehensive Educational Facilities Master Plan) and CMP (Comprehensive Maintenance Plan) data and analysis, and state initiatives



2. Current Funding Sources | *Types*

The majority of City Schools capital funds come from the State.

State Funds

- **CIP** - Capital Improvement Program (\$ ~35-46M*)
- **HSFF** - Healthy School Facility Funds (\$45M)
- **BtL** - Built to Learn (\$357M)
- **PTG** - SB291 Pass Through Grant (\$75M)

Non State Funds include:

- **Local** - Baltimore City (\$19M)
- **ESSER** - Elementary and Secondary School Emergency Relief Fund (federal - \$110M)
- **21st Cent.** - 21st Century Phase II (\$117M)

*Note - Last year had an additional \$11M awarded to City Schools for CIP; historically it's been appx. \$35M in new CIP funds.

Annual Funds

Multi-year funds (HSFF ends FY26; ESSER was two years of funding)

One-Time Funding



3. Summary of Projects | *Projects Requested for FY25 CIP*

\$86M/12 PROJECTS UNFUNDED FROM FY24

- Unfunded projects are starting point.
- Carry over projects that have multiple years of funding.
- Pull out anything that can be covered by HSFF.
- Add systems projects where our CMMS (Computerized Maintenance Management System) has flagged an item as nearing the end of its life cycle/has needed so much repair that it's in our interest to replace it.
- Final review to ensure it meets District Priorities.

Project Categories	FY25CIP
Major Projects	6
Local Planning	2
Systemic Projects	39
<i>HVAC</i>	2
<i>Elevator</i>	10
<i>Fire Safety</i>	18
<i>Multi Systemic</i>	1
<i>Pool</i>	1
<i>Roof</i>	5
<i>Windows/Doors</i>	2
Total Projects	47

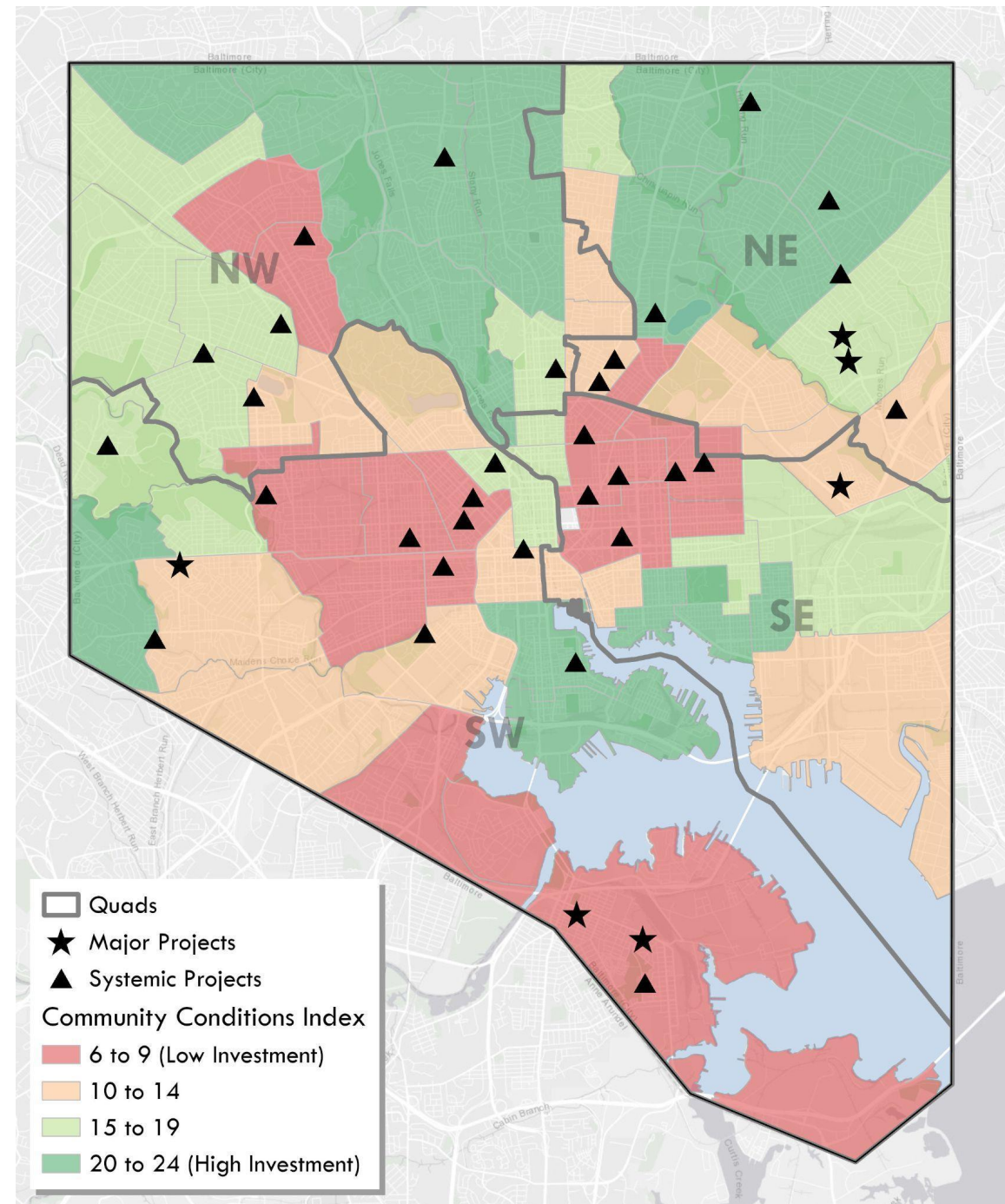
3. Summary of Projects | *FY25 CIP* *Projects Requested*

Community Conditions Index: A composite index comprised of six socioeconomic indicators used to categorize Baltimore City communities based on historic investment in order to inform equitable outcomes

Projects per Quadrant:

NW 6	NE 11
SW 19	SE 9

Buildings 50, 86, 125, 130, 250, 348, 400, and 402 have multiple projects



4. Looking Forward | *Systemic Projects*

73

ESSER Projects

24

Healthy Schools Projects

39

FY25 CIP Requests

Pending IAC Approval



New roof being installed at Edmondson High

4. Looking Forward | *Openings*

- 2 Two-Story Modulares
- 3 21st Century Funded Bldgs
- 4 CIP Replacements/
Renovations
- 4 Built To Learn
- 2 Pending CIP Requests

Building	Fund Source	Opening
Mount Washington EM #221 Modular	CIP	Jan. 2024
Cross Country EM #247	21st Century	Jan. 2024
Maree G. Farring EM #203 Modular	General Funds	Aug. 2024
Maree G. Farring EM #203 Annex	CIP	Jan. 2025
Northeast Middle #49	CIP	Aug. 2025
Furley E #206	CIP	Aug. 2025
Commodore John Rodgers EM #27	21st Century	Aug. 2026
Frederick Douglass H #450	21st Century	Aug. 2026
Armistead Gardens EM #243*	CIP	Aug. 2027
City Springs EM #8*	BTL	Aug. 2027
Baltimore City College H #480	BTL	Aug. 2028
Baltimore Polytechnic Institute H #403*	BTL	Aug. 2028
Western H #407*	BTL	Aug. 2028
Ben Franklin & Edmondson High Schools	CIP	Aug. 2029

**Contingent upon funding and construction schedules*

4. Looking Forward | Major Projects with Prior CIP Funding

Maree G. Farring

Jan. 2025

Rationale: Significant over-utilization, particularly EL's

Cost: \$19M

Swing: Not Applicable



Furley

Aug. 2025

Rationale: Significant structural issues and increasing population, particularly EL's

Cost: \$49M

Swing: Thurgood Marshall



Northeast*

Aug. 2025

Rationale: Right-sizing the building for the program; allow for Thurgood Marshall Bldg surplus

Cost: \$24M

Swing: Thurgood Marshall



Armistead Gardens*

Aug. 2027*

Rationale: Significant over-utilization, particularly EL's

Cost: \$51M

Swing: Phased on-site



*Cost subject to change based on design cost estimates and bidding; opening date contingent upon funding and construction schedules

4. Looking Forward | *Major Projects from other funding*

City Springs*

Aug. 2027

Rationale: City Springs EM Renovation/Addition is part of PSO Transformation

Cost: \$65 million (BTL & City)

Swing: None



F. Douglass Campus

Aug. 2026

Rationale: High School Plan; Co-location of F. Douglass H with Joseph Briscoe MH

Cost: \$117 million (21st C)

Swing: Garrison Bldg




City College

Aug. 2028

Rationale: High School Plan

Cost: \$224 million (BTL)

Swing: Summer 2025 at UB/Thurgood Marshall



Poly & Western*

Aug. 2028*

Rationale: High School Plan

Cost: \$286M million (BTL)

Swing: TBD



*Contingent upon funding and construction schedules

4. Looking Forward | *Phase I 21st Century Projects*

Cross Country EM

Jan. 2024

Rationale: Over-utilized facility; building located within floodplain

Cost: \$50 million (21st C)

Swing: Northwestern High



Com. J. Rodgers EM

Aug. 2026

Rationale: Significant over-utilization, particularly EL's.

Cost: TBD/\$55 million (21st C)

Swing: Southeast Middle



4. Looking Forward | *New Major CIP Projects*

Ben Franklin

Aug. 2029*

Rationale: High School Plan; Significant over-utilization, particularly EL's

Cost: \$165 million (requested CIP); no funding assigned yet.

Swing: Phased on-site



Edmondson

Aug. 2029*

Rationale: High School Plan; consolidate to 1 bldg

Cost: \$165 million (requested CIP); no funding assigned yet.

Swing: Phased on-site



**Contingent upon funding and construction schedules*

Questions?

Contact

Maureen Gershberg

Director of Facilities Planning and Real Estate

mcgershberg@bcps.k12.md.us

Planning, Design & Construction

443-447-9934

BOARD OF SCHOOL COMMISSIONERS

Ronald S. McFadden, *Chair*

Shantell L. Roberts, *Vice-Chair*

Andrew Coy

Ashley Esposito

Kwame' Jamal Kenyatta-Bey

Mujahid Muhammad

Vernon A. Reid, Jr.

Robert Salley

Khalilah Slater-Harrington

Ethan Eblaghie, *Interim Student Commissioner*

SENIOR MANAGEMENT TEAM

Dr. Sonja Brookins Santelises, *Chief Executive Officer*

Angela D. Alvarez, *Executive Director-Office of New Initiatives*

Joshua I. Civin, *Chief Legal Officer*

Dr. Joan Dabrowski, *Chief Academic Officer*

John L. Davis, Jr., *Chief of Schools*

Christopher Doherty, *Chief Financial Officer*

Dr. Tracey L Durant, *Executive Director-Equity*

Tina Hike-Hubbard, *Chief of Communications, Engagement, and Enrollment*

Theresa D. Jones, *Chief Achievement and Accountability Officer*

Thomas T. Jones, *Chief Information Technology Officer*

Emily Nielson, *Chief Human Capital Officer*

Alison Perkins-Cohen, *Chief of Staff*

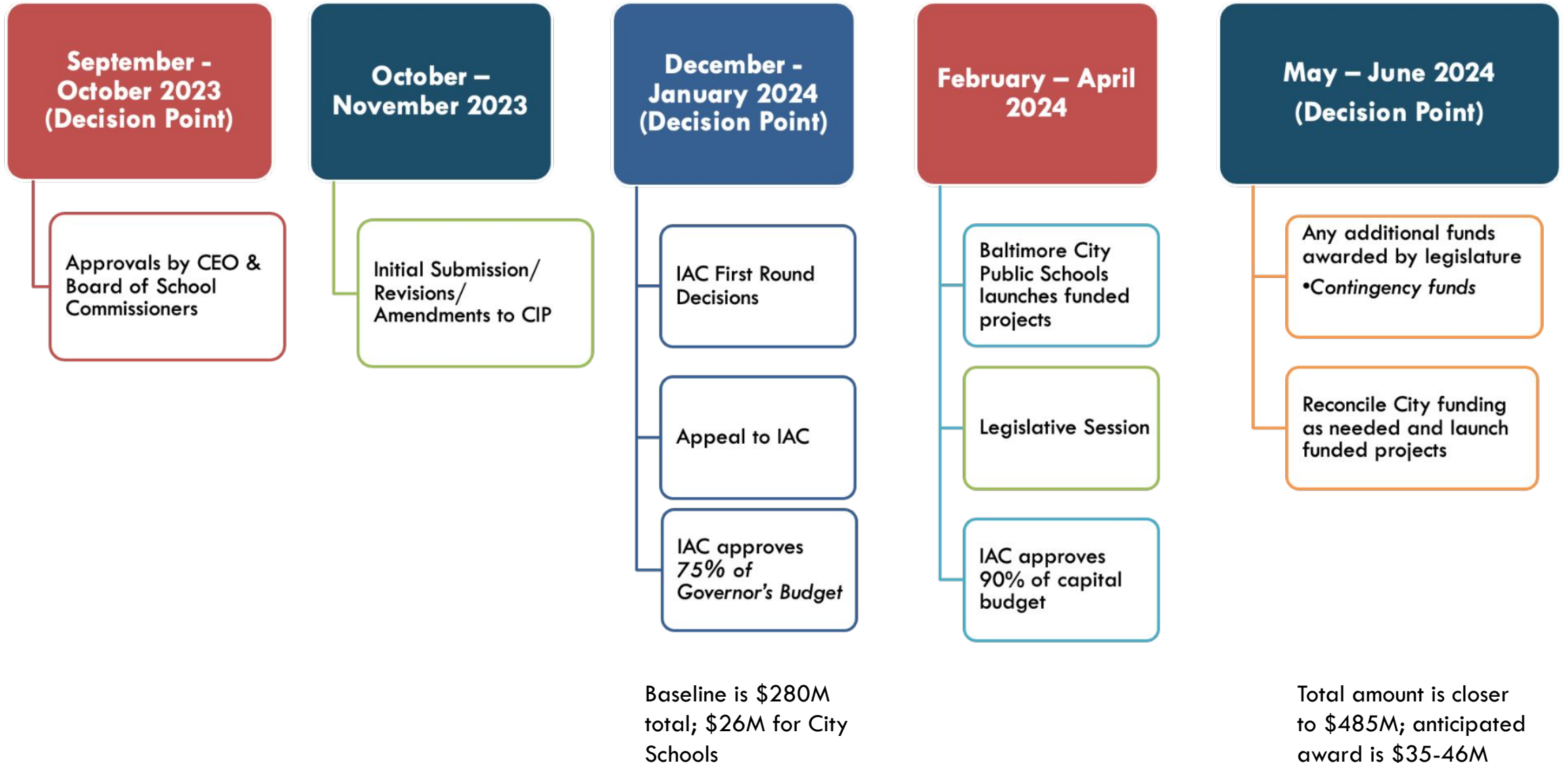
Dr. Lynette Washington, *Chief Operating Officer*

Dr. Jennie Wu, *Executive Director-Strategy & Continuous Improvement*



Appendix

Appendix I State Funding



Appendix | Air Conditioning

64

Completed AC Projects

*11 of 75 original AC projects remaining;
funding from multiple sources.*

- 6 schools will have construction projects throughout the 2023-24 school year.
 - Benjamin Franklin High School
 - Curtis Bay Elementary School
 - Harlem Park Elementary/Middle School
 - The Mt. Washington School (new pre-fabricated building)
 - National Academy Foundation
 - Franklin Square EM
- 5 schools have pending new construction or total renovation projects slated for their school
 - Baltimore City College (opening 2028)
 - City Springs EM (opening 2027)*
 - Cross Country EM (opening this winter)
 - Furley Elementary School (opening 2025)
 - Vanguard Collegiate Middle School at Northeast Building (opening 2025)

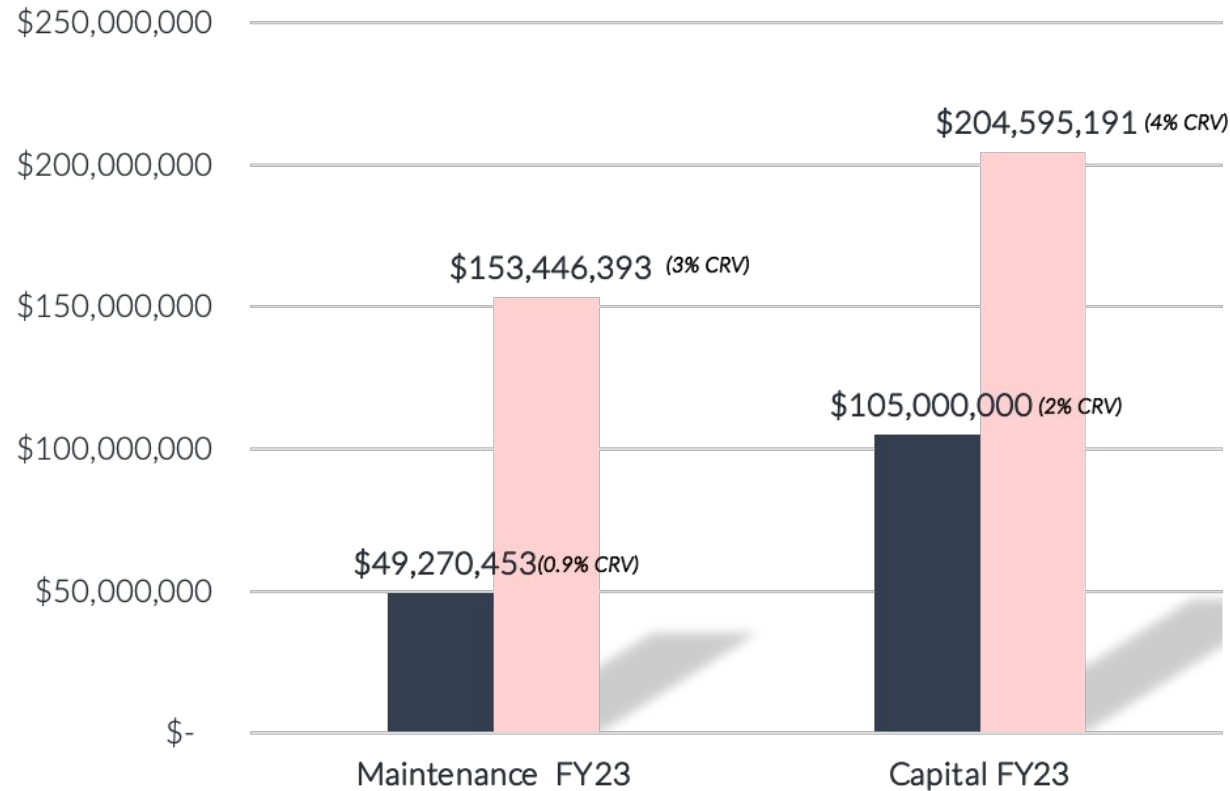
**Contingent upon City providing funding associated with the PSO Housing project*



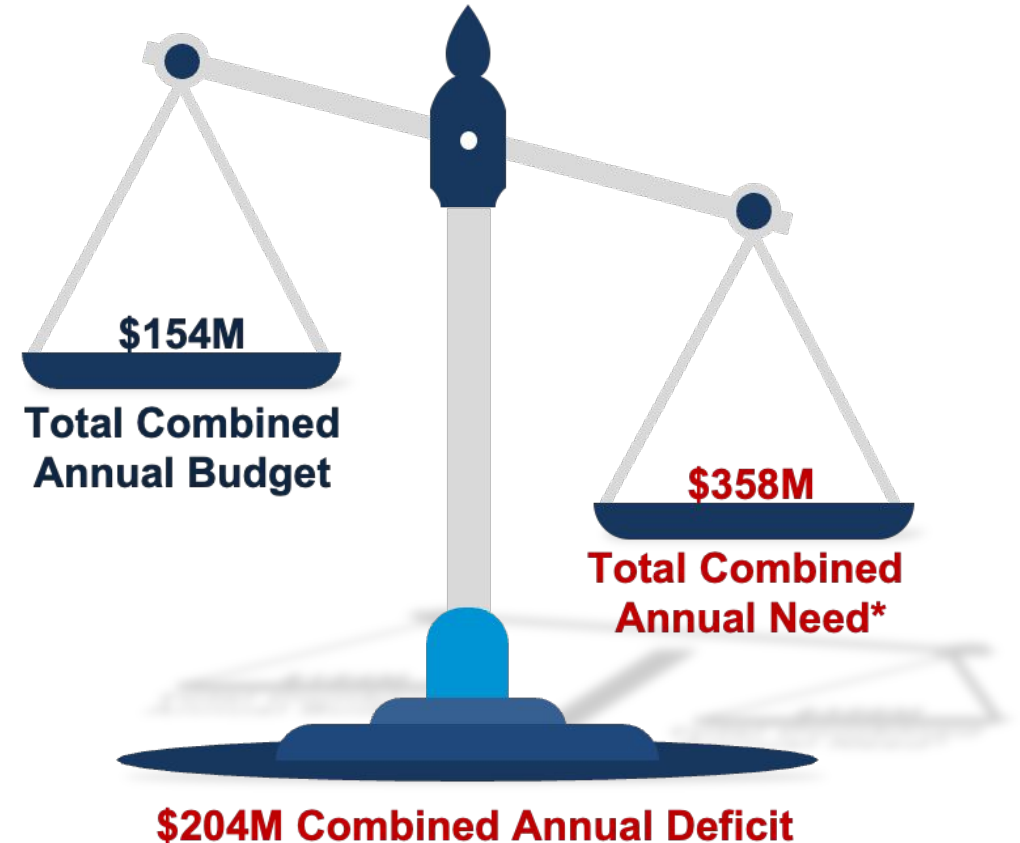
Vertical Package Unit (VPU) complete at Reginald F. Lewis

OBSTACLES & MISSING RESOURCES

WHAT IMPACTS THE VIABILITY AND PRESERVATION OF OUR PHYSICAL INFRASTRUCTURE



Current Operating Budget vs. Recommended Annual Budget



Current Replacement Value (CRV)

*City Schools' CRV for Building Portfolio without completed capital replacement/renovation projects is \$5.5B

**City Schools' CRV for entire Building Portfolio is \$6.7B

*See Appendix A for Maintenance & Capital Interrelationship and a more comprehensive list of Obstacles & Missing Resources (pgs. 26-36)

3. Summary of Projects | *Projects Funded in FY24*

\$107M in FY24 CIP funding

- \$46M is new
- \$27 is old recycled
- \$34M is newly recycled

\$237M for Built to Learn (BtL)

\$25M from FY23 HSFF

TOTAL STATE FUNDED: \$369M

Non-State Funds:

\$19M from Baltimore City

\$110M from ESSER

\$117M for 21st Century

Project Categories	CIP	BtL	21st Cent.	HSFF
Major Projects	4	4	1	
Local Planning	1		1	
Systemic Projects	25			
HVAC	4			
Elevator	8			
Fire Safety	4			
Multi Systemic	4			
Pool	0			
Roof	4			2
Windows/Doors	1			2
Total Projects	30/42	4/4	2/2	4/4

Note - This year there was an additional \$10M awarded to City Schools for CIP; historically it's been appx. \$35M in new CIP funds.

Appendix | FY25 CIP 102.4 Form

\$ amounts in 1000s

(1/2)

SUMMARY OF CURRENT PLANNING AND FUNDING REQUESTS

LEA: **Baltimore City** FISCAL YEAR: **FY25** DATE: **8/29/2023**

PRIORITY #	PROJECT TITLE	TOTAL EST. COST	NON-PSCP/AC FUNDS	TOTAL STATE FUNDS	PRIOR PSCP/AC FUNDS	CURRENT REQUESTS (\$ OR LP)	Expected Project Requests (enter fiscal year below)						
							FY 25	FY 26	FY 27	FY 28	FY 29	FY 30	
1	Armistead Gardens EM #243 Renovation/Addition	\$50,894	\$0	\$50,894	\$20,000	\$15,000	\$15,894						
2	Maree G. Farring EM #203 Renovation/Addition	\$13,000	\$0	\$13,000	\$9,250	\$3,750							
3	Furley E #206 Replacement	\$35,308	\$0	\$35,308	\$29,058	\$6,250							
4	Northeast Bldg #49 Limited Renovation	\$23,826	\$0	\$23,826	\$7,880	\$8,000	\$7,946						
5	Edmondson H #400 Renovation	LP				LP							
6	Edmondson H #400 Renovation	\$165,000	\$0	\$165,000		\$15,000	\$30,000	\$30,000	\$30,000	\$30,000	\$30,000	\$30,000	
7	Ben Franklin H #239 Renovation/Addition	LP				LP							
8	Ben Franklin H #239 Renovation/Addition	\$165,000	\$0	\$165,000		\$15,000	\$30,000	\$30,000	\$30,000	\$30,000	\$30,000	\$30,000	
9	Edmondson H #400 Pool	\$4,950	\$0	\$4,950		\$4,950							
10	Paul Laurence Dunbar Middle Bldg #133 Fire Safety	\$2,081	\$0	\$2,081		\$2,081							
11	Moravia Park Upper Building #105 Fire Safety	\$984	\$0	\$984		\$984							
12	Booker T. Washington Bldg #130 HVAC	\$21,775	\$0	\$21,775		\$21,775							
13	Booker T. Washington Bldg #130 Fire Safety	\$3,604	\$0	\$3,604		\$3,604							
14	Furman L. Templeton E #125 Fire Safety	\$1,391	\$0	\$1,391		\$1,391							
15	Harlem Park Bldg #78 Fire Safety	\$5,545	\$0	\$5,545		\$5,545							
16	Lakewood ELC #86 HVAC	\$3,430	\$0	\$3,430		\$3,430							
17	Baltimore Leadership School for Young Women MH #348 Elevator	\$450	\$0	\$450		\$450							
18	Coldstream Park EM #31 Elevator	\$1,450	\$0	\$1,450		\$1,450							
19	Liberty E #64 Fire Alarm	\$374	\$0	\$374		\$374							
20	Mergenthaler Vocational-Technical H #410 Fire Safety	\$6,098	\$0	\$6,098		\$6,098							
21	Mount Royal EM #66 Fire Safety	\$1,904	\$0	\$1,904		\$1,904							
22	Gardenville E #211 HVAC, Fire Alarm, Sprinkler	\$4,334	\$0	\$4,334		\$4,334							
23	Hamilton Bldg #41 Roof	\$4,057	\$0	\$4,057		\$4,057							
24	Cecil E #7 Roof	\$3,871	\$0	\$3,871		\$3,871							
25	Northern Building #402 Fire Safety	\$5,849	\$0	\$5,849		\$5,849							
26	Roland Park #233 Fire Safety	\$2,167	\$0	\$2,167		\$2,167							
27	Edgecombe Circle E #62 Elevator	\$1,450	\$0	\$1,450		\$1,450							
28	Abbottston Bldg #50 Fire Safety	\$1,118	\$0	\$1,118		\$1,118							
29	Barclay EM #54 Fire Safety	\$1,184	\$0	\$1,184		\$1,184							
30	Dickey Hill EM #201 Fire Safety	\$1,372	\$0	\$1,372		\$1,372							

Appendix | FY25 CIP 102.4 Form

\$ amounts in 1000s

(2/2)

SUMMARY OF CURRENT PLANNING AND FUNDING REQUESTS

LEA: **Baltimore City** FISCAL YEAR: **FY25** DATE: **8/29/2023**

PRIORITY #	PROJECT TITLE	TOTAL EST. COST	NON-PSCP/IAC FUNDS	TOTAL STATE FUNDS	PRIOR PSCP/IAC FUNDS	CURRENT REQUESTS (\$ OR LP)	Expected Project Requests (enter fiscal year below)													
31	Diggs-Johnson Bldg #162 Fire Safety	\$1,160	\$0	\$1,160		\$1,160														
32	Lakewood ELC #86 Elevator	\$1,450	\$0	\$1,450		\$1,450														
33	Belmont E #217 Elevator	\$1,450	\$0	\$1,450		\$1,450														
34	Digital Harbor H #416 Fire Safety	\$4,839	\$0	\$4,839		\$4,839														
35	Dr. Bernard Harris, Sr. E #250 Fire Safety	\$1,439	\$0	\$1,439		\$1,439														
36	Dr. Nathan Pitts-Ashburton #58 Fire Safety	\$1,402	\$0	\$1,402		\$1,402														
37	Furman L. Templeton E #125 Fire Safety	\$1,385	\$0	\$1,385		\$1,385														
38	Collington Square EM #97 Elevator	\$1,450	\$0	\$1,450		\$1,450														
39	Johnston Square E #16 Elevator	\$1,450	\$0	\$1,450		\$1,450														
40	Beechfield EM #246 Roof	\$2,941	\$0	\$2,941		\$2,941														
41	Harbor City West Bldg #413 Roof	\$2,289	\$0	\$2,289		\$2,289														
42	Northern Building #402 Roof	\$18,619	\$0	\$18,619		\$18,619														
43	Abbottston Bldg #50 Windows/Doors	\$1,702	\$0	\$1,702		\$1,702														
44	Baltimore Leadership School for Young Women MH #348 Windows/Doors	\$1,273	\$0	\$1,273		\$1,273														
45	Dr. Bernard Harris, Sr. E #250 Elevator	\$1,450	\$0	\$1,450		\$1,450														
46	Hilton E #21 Elevator	\$1,450	\$0	\$1,450		\$1,450														
47	Curtis Bay E #207 Elevator	\$1,450	\$0	\$1,450		\$1,450														
	TOTAL (Last page only)	\$579,665	\$0	\$579,665	\$66,188	\$189,637	\$83,840	\$60,000	\$60,000	\$60,000	\$60,000	\$60,000	\$60,000	\$60,000	\$60,000	\$60,000	\$60,000	\$60,000	\$60,000	\$60,000

Priority	Project Title	Category	Funding Program	Request	Total Est. Cost	FY24 Current Funding Request	Status	FY24 Total Projected Allocation
1	Armistead Gardens EM # 243 Renovation/Addition	Major	CIP	Funding	\$ 50,894	\$ 20,000	A	\$ 20,000
2	Maree G. Farring EM # 203 Renovation/Addition	Major	CIP	Funding	\$ 13,000	\$ 2,250	A	\$ 2,250
3	Furley E # 206 Replacement	Major	CIP	Funding	\$ 35,308	\$ 17,058	A	\$ 17,058
4	Northeast Bldg. # 49 Renovation	Major	CIP	Funding	\$ 15,000	\$ 5,000	C	\$ -
5	Western H # 407 Renovation (Design)	Major	BTL	Funding	\$ 5,078	\$ 5,078	A	\$ 5,078
6	Poly H # 403 Renovation (Design)	Major	BTL	Funding	\$ 6,882	\$ 6,882	A	\$ 6,882
7	City College H # 480 Renovation	Major	BTL	Funding	\$ 216,187	\$ -	D	\$ -
8	Frederick Douglass H # 450 Renovation/Addition	Major	21st	Local Planning	\$ -	\$ -	D	\$ -
9	Frederick Douglass H # 450 Renovation/Addition	Major	21st	Funding	\$ 129,469	\$ -	D	\$ -
10	Edmondson H # 400 Renovation (Design)	Major	CIP	Local Planning	\$ -	\$ -	C	\$ -
11	Edmondson H # 400 Renovation (Design)	Major	CIP	Funding	\$ 165,000	\$ 15,000	B	\$ -
12	Ben Franklin H # 239 Renovation/Addition (Design)	Major	CIP	Local Planning	\$ -	\$ -	B	\$ -
13	Ben Franklin H # 239 Renovation/Addition (Design)	Major	CIP	Funding	\$ 165,000	\$ 15,000	B	\$ -
14	City Springs EM # 8 Renovation/Addition	Major	BTL	Funding	\$ 64,792	\$ -	D	\$ -
15	Mount Washington EM Upper Grades Bldg #221 Addition (Planning)	Major	CIP	Local Planning	\$ -	\$ -	A	LP
16	Mount Washington EM Upper Grades Bldg #221 Addition (Funding)	Major	CIP	Funding	\$ 5,600	\$ 5,376	A	\$ 5,376
17	Hampden EM #55 Elevator	Elevator	CIP	Funding	\$ 450	\$ 432	A	\$ 432
18	Francis M. Wood Bldg #178 Elevator	Elevator	CIP	Funding	\$ 450	\$ 450	A	\$ 450
19	Paul Laurence Dunbar H #414 New Gym AHU	HVAC	CIP	Funding	\$ 1,500	\$ 1,500	A	\$ 1,500
20	Morrell Park EM #220 Elevator	Elevator	CIP	Funding	\$ 450	\$ 112	A	\$ 112
21	Mergenthaler Vocational-Technical H #410 Two Elevators	Elevator	CIP	Funding	\$ 900	\$ 900	A	\$ 900
22	Mary Ann Winterling E #150 Fire Alarm	Fire Safety	CIP	Funding	\$ 435	\$ 435	A	\$ 435
23	Mary Ann Winterling E #150 Roof	Roof	CIP	Funding	\$ 2,615	\$ 2,615	A	\$ 2,615
24	Edmondson H #400 Pool	Pool	CIP	Funding	\$ 4,950	\$ 4,752	C	\$ -
25	Thomas G. Hayes Bldg #102 Elevator	Elevator	CIP	Funding	\$ 450	\$ 450	A	\$ 450
26	James McHenry EM #10 Elevator	Elevator	CIP	Funding	\$ 450	\$ 450	A	\$ 450
27	Wolfe Street Academy E #23 Elevator	Elevator	CIP	Funding	\$ 450	\$ 450	A	\$ 450
28	Dallas F. Nicholas, Sr. E #39 Elevator	Elevator	CIP	Funding	\$ 450	\$ 432	A	\$ 432
29	Francis M. Wood Bldg #178 Fire Alarm	Fire Safety	CIP	Funding	\$ 385	\$ 385	A	\$ 385
30	Francis M. Wood Bldg #178 Roof	Roof	CIP	Funding	\$ 2,076	\$ 2,076	A	\$ 2,076
31	Paul Laurence Dunbar Middle Bldg #133 HVAC Fire Alarm	Multi-Systemic	CIP	Funding	\$ 15,486	\$ 15,486	R	\$ -

	A	B	C	D	E	F	G	H	I
							FY24 Current Funding Request		FY24 Total Projected Allocation
1	Priority	Project Title	Category	Funding Program	Request	Total Est. Cost		Status	
20	25	Thomas G. Hayes Bldg #102 Elevator	Elevator	CIP	Funding	\$ 450	\$ 450	A	\$ 450
27	26	James McHenry EM #10 Elevator	Elevator	CIP	Funding	\$ 450	\$ 450	A	\$ 450
28	27	Wolfe Street Academy E #23 Elevator	Elevator	CIP	Funding	\$ 450	\$ 450	A	\$ 450
29	28	Dallas F. Nicholas, Sr. E #39 Elevator	Elevator	CIP	Funding	\$ 450	\$ 432	A	\$ 432
30	29	Francis M. Wood Bldg #178 Fire Alarm	Fire Safety	CIP	Funding	\$ 385	\$ 385	A	\$ 385
31	30	Francis M. Wood Bldg #178 Roof	Roof	CIP	Funding	\$ 2,076	\$ 2,076	A	\$ 2,076
32	31	Paul Laurence Dunbar Middle Bldg #133 HVAC, Fire Alarm	Multi-Systemic	CIP	Funding	\$ 15,486	\$ 15,486	B	\$ -
33	32	Paul Laurence Dunbar Middle Bldg #133 Roof	Roof	CIP	Funding	\$ 1,952	\$ 1,952	A	\$ 1,952
34	33	Cecil E #7 Fire Alarm	Fire Safety	CIP	Funding	\$ 355	\$ 355	A	\$ 355
35	34	Lakeland EM #12 Fire Alarm	Fire Safety	CIP	Funding	\$ 495	\$ 495	A	\$ 495
36	35	Lakewood ELC #86 HVAC, Fire Alarm	Multi-Systemic	CIP	Funding	\$ 3,141	\$ 3,141	A	\$ 3,141
37	36	Moravia Park E Lower Grades Bldg #105 Fire Alarm	Fire Safety	CIP	Funding	\$ 300	\$ 288	B	\$ -
38	37	Booker T. Washington Bldg #130 HVAC, Fire Alarm	Multi-Systemic	CIP	Funding	\$ 26,818	\$ 25,746	B	\$ -
39	38	Furman L. Templeton E #125 Fire Alarm	Fire Safety	CIP	Funding	\$ 410	\$ 394	B	\$ -
40	39	Harlem Park Bldg #78 Fire Alarm	Fire Safety	CIP	Funding	\$ 1,631	\$ 1,566	B	\$ -
41	40	Charles Carroll Barrister #34 HVAC	HVAC	CIP	Resubmission	\$ 5,845	\$ 5,845	A	\$ 5,845
42	41	Digital Harbor High #416 HVAC	HVAC	CIP	Resubmission	\$ 1,688	\$ 1,688	A	\$ 1,688
43	42	Fallstaff PK-8 #241 HVAC	HVAC	CIP	Resubmission	\$ 6,480	\$ 6,480	A	\$ 6,480
44	43	Edgecombe Circle PK-8 #62 HVAC, Roof, Fire Alarm	Multi-Systemic	CIP	Resubmission	\$ 15,371	\$ 15,371	A	\$ 15,371
45	44	Garrett Heights PK-8 #212 Roof, Fire Alarm	Multi-Systemic	CIP	Resubmission	\$ 2,255	\$ 2,255	A	\$ 2,255
46	45	Gwynns Falls E #60 Plumbing, Fire Alarm	Multi-Systemic	CIP	Resubmission	\$ 1,196	\$ 1,196	A	\$ 1,196
47	46	William Paca E #83 Roof	Roof	CIP	Resubmission	\$ 1,575	\$ 1,575	A	\$ 903
48	47	Morrell Park EM #220 Roof	Roof	CIP	Resubmission	\$ 3,711	\$ 3,562	C	\$ -
49	48	Cecil E #7 Windows/Doors	Windows/Doors	CIP	Resubmission	\$ 1,001	\$ 961	A	\$ 697
50		TOTAL					\$ 195,439		\$ 107,709
51									

Appendix | FY24 HSFF Projects

School Name	Project Type	Total State HSFF Amount Re	FY 2024 HSFF Allocations
Abbottston	Roof	3,366,000.00 \$	306,000.00 \$
Hampden PK-8 #55	Roof	3,339,820.00 \$	3,206,227.00 \$
Yorkwood ES #219	Roof/HVAC/ Other	12,361,250.00 \$	12,361,250.00 \$
Dallas Nicholas ES #39	Windows/ Doors	412,610.00 \$	412,610.00 \$
Edgewood ES #67	Windows/ Doors	1,939,300.00 \$	1,939,300.00 \$
Federal Hill Prep #45	Windows/ Doors	591,800.00 \$	591,800.00 \$
Gardenville ES #211	Windows/ Doors	489,280.00 \$	489,280.00 \$
Garrett Heights PK-8 #212	Windows/ Doors	1,097,360.00 \$	1,097,360.00 \$
Glenmount PK-8 #235	Windows/ Doors	2,028,400.00 \$	2,028,400.00 \$
Hamilton Building #41	Windows/ Doors	3,243,240.00 \$	3,243,240.00 \$
Hamilton ES/MS #236	Windows/ Doors	2,230,580.00 \$	2,141,357.00 \$
Hampden PK-8 #55	Windows/ Doors	385,660.00 \$	370,234.00 \$
Hampstead Hill PK-8 #47	Windows/ Doors	1,047,530.00 \$	1,047,530.00 \$
Harbor City Building #413 (Excel Acc	Windows/ Doors	1,890,020.00 \$	1,890,020.00 \$
Harlem Park EMS #35	Windows/ Doors	2,271,280.00 \$	2,271,280.00 \$
Hilton ES #21	Windows/ Doors	1,545,940.00 \$	1,545,940.00 \$
Johnston Sq ES #16	Windows/ Doors	1,982,200.00 \$	1,982,200.00 \$
Kelson Building #157 (Sandtown Win	Windows/ Doors	501,050.00 \$	501,050.00 \$
Lakewood ELC #86	Windows/ Doors	607,860.00 \$	607,860.00 \$
Liberty ES #64	Windows/ Doors	925,870.00 \$	925,870.00 \$
Maree G Farring PK-8 #203	Windows/ Doors	452,540.00 \$	452,540.00 \$
Matthew Henson ES #29	Windows/ Doors	2,365,330.00 \$	2,365,330.00 \$
Moravia Park PK-8 - Upper #105B	Windows/ Doors	2,003,320.00 \$	2,003,320.00 \$
Westport Academy #255	Windows/ Doors	1,157,200.00 \$	1,157,200.00 \$

48,235,440.00 \$

44,937,198.00 \$

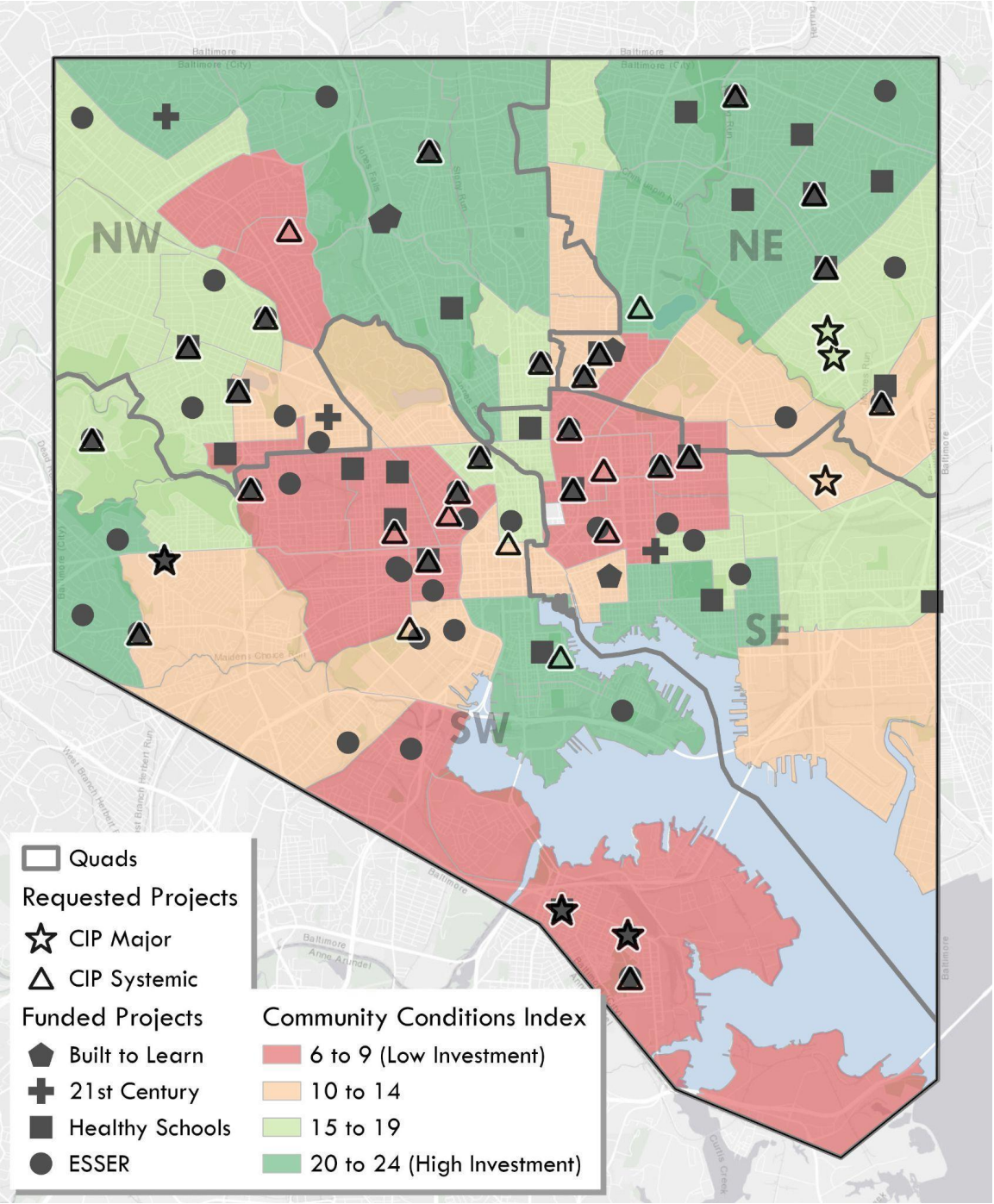
Appendix | *ESSER*

Bldg #	Building Name	Project
7	Cecil E	Health Suite Renovations
7	Cecil E	Restroom Renovations
10	James McHenry EM	Restroom Renovations
13	Tench Tilghman EM	Restroom Renovations
16	Johnston Square E	Restroom Renovations
22	George Washington E	Restroom Renovations
29	Matthew A. Henson E	Restroom Renovations
31	Coldstream Park EM	Health Suite Renovations
31	Coldstream Park EM	Restroom Renovations
34	Charles Carroll, Barrister E	Restroom Renovations
35	Harlem Park EM	Health Suite Renovations
35	Harlem Park EM	Restroom Renovations
39	Dallas F. Nicholas, Sr. E	Health Suite Renovations
45	Federal Hill Prep E	Health Suite Renovations
50	Abbottston Bldg	Health Suite Renovations
54	Barclay EM	Health Suite Renovations
54	Barclay EM	Restroom Renovations
55	Hampden EM	Restroom Renovations
58	Dr. Nathan A. Pitts-Ashburton EM	Restroom Renovations
60	Gwynns Falls E	Health Suite Renovations
63	Rosemont EM	Health Suite Renovations
63	Rosemont EM	Restroom Renovations
64	Liberty E	Restroom Renovations
66	Mount Royal EM	Health Suite Renovations
66	Mount Royal EM	Restroom Renovations
76	Francis Scott Key EM	Health Suite Renovations
81	North Bend EM	Restroom Renovations
83	William Paca E	Restroom Renovations

Bldg #	Building Name	Project
86	Lakewood ELC	Restroom Renovations
87	Windsor Hills EM	Restroom Renovations
95	Franklin Square EM	Health Suite Renovations
95	Franklin Square EM	Restroom Renovations
97	Collington Square EM	Restroom Renovations
102	Thomas G. Hayes Bldg	Windows & Doors
105	Moravia Park E Lower Grades Bldg	Health Suite Renovations
105	Moravia Park E Lower Grades Bldg	Restroom Renovations
105	Moravia Park E Lower Grades Bldg	Restroom Renovations
122	The Historic Samuel Coleridge-Taylor E	Restroom Renovations
130	Booker T. Washington Bldg	Restroom Renovations
157	George G. Kelson Bldg	Restroom Renovations
178	Francis M. Wood Bldg	Windows & Doors
201	Dickey Hill EM	Health Suite Renovations
201	Dickey Hill EM	Restroom Renovations
203	Maree G. Farring EM	Restroom Renovations
205	Woodhome EM	Restroom Renovations
207	Curtis Bay E	Restroom Renovations
210	Hazelwood EM	Health Suite Renovations
210	Hazelwood EM	Restroom Renovations
211	Gardenville E	Restroom Renovations
212	Garrett Heights EM	Health Suite Renovations
212	Garrett Heights EM	Restroom Renovations
215	Highlandtown #215 EM	Health Suite Renovations
215	Highlandtown #215 EM	Restroom Renovations
217	Belmont E	Restroom Renovations
219	Yorkwood E	Health Suite Renovations
219	Yorkwood E	Restroom Renovations

Bldg #	Building Name	Project
220	Morrell Park EM	Health Suite Renovations
220	Morrell Park EM	Restroom Renovations
221	Mount Washington EM Upper Grades Bldg	Portable
221	Mount Washington EM Upper Grades Bldg	Restroom Renovations
225	Westport Academy EM	Restroom Renovations
232	Thomas Jefferson EM	Restroom Renovations
233	Roland Park EM	Restroom Renovations
235	Glenmount EM	Restroom Renovations
239	Benjamin Franklin H	VPU's
241	Fallstaff EM	Restroom Renovations
246	Beechfield EM	Health Suite Renovations
246	Beechfield EM	Restroom Renovations
248	Sinclair Lane E	Restroom Renovations
251	Callaway E	Restroom Renovations
301	William S. Baer Special Ed. EMH	Restroom Renovations
400	Edmondson H	Restroom Renovations
402	Northern Building	Restroom Renovations
415	Baltimore School For The Arts H	Health Suite Renovations

Appendix | All Requested and Funded Projects



Appendix | Other State Funding Sources

SCHOOL SAFETY GRANT PROGRAM (SSGP) GRANT

FY21 and FY22 - \$866K -
Emergency egress plans, one
card access, 4 secure vestibules
FY23 - approx \$900k - support
for security work projects



HVAC FUNDS

\$15M over 7 years - Funds used for
design, construction, and capital
equipment of HVAC improvement
(one time fund with all but one project
complete)

MAGGIE MCINTOSH ARTS CENTER (MMAC) GRANT

Grant provided for the
acquisition, planning, design,
construction, repair, renovation,
reconstruction, site improvement,
and capital equipping of art
spaces