

# CAPITAL IMPROVEMENT PROGRAM FY25 Q2 EXPENDITURES

City Council Hearing


February 4, 2025




## PROJECT ACCOUNTING PROGRESS AND POLICY IMPROVEMENTS




## PROJECT ACCOUNTING PROGRESS




1. Correct hierarchies, cost centers, other work tags




2. Restore pre-2009 appropriations




3. Correct revenue categories



4. Consolidate multiple PRJs for the same project



5. Implement appropriations worktags & funding sources rules



6. Clean up old appropriations and close out projects



## New for FY26-31

- Started planning process for FY26-31 with **prior year** capital improvement program (CIP).
- Now able to report on what changed and provide explanation of why the change was made (change in cost estimate, change in priority, etc.)
- Budget by project phase (design, construction, other)
- Funding *all of* one phase in a single fiscal year rather than spreading over multiple years.
- Focusing capital budget on **state of good repair**, but reserving funds for “special projects”.



## New for FY26-31

- Distinguishing between **projects** and **programs**.
- Requesting **different data points** for projects vs. programs
  - Projects: Cost estimates by phase, location
  - Programs: Optimal annual funding level
- Requiring agencies to have grant **worktag** in place to request State or Federal funds for budget year
- Continuing policy from FY25 to allow agencies to document needs **above target**.



## SUMMER 2025 GOALS

1. Report on project balances by revenue category without using a proxy
2. Re-allocate prior funding according to priorities
3. Revise Transfer Process
4. Revise data entry process for CIP Requests to make data entry easier, review easier, and ensure more complete data



## PROJECTS RECENTLY COMPLETED AND UNDER CONSTRUCTION



# Baltimore City Recreation and Parks

## Recently Completed & Under Construction

- Patterson Park Main Pool
  - Ambrose Kennedy Pool
  - Riverside Park Athletic Field Improvements
  - Athletic Court Resurfacing (5)
    - Briscoe Park Basketball - Luckman Park Basketball
    - Evesham Park Basketball - German Park Basketball
    - Edgewood-Lyndhurst Tennis
  - Playgrounds (26)
    - Luzerne & Biddle - Morrell Park - Penhurst
    - Elmley - Lake Montebello - Ellwood
    - Patterson – Linwood Ave - Flowerton - Reedbird
    - Pimlico - Rev Quille - Dewees
    - Bonview - Carroll & Archer
    - Clifton - Cumberland & Carey
    - Silverbell - Collington Square
    - Roosevelt - Easterwood
    - Edgewood-Lyndhurst - Cottage Ave
    - Alhambra - Wilbur Waters
    - Queensbury - Violetville
  - Riverside Park Field House Renovation
  - Walter P Carter Pool - Greater Model Pool
  - Towanda Pool - Coldstream Pool
  - Chick Webb Fitness & Wellness Center
  - Parkview Rec Center
  - Gardenville Rec Center
  - Congressman Elijah Cummings Rec Center
  - Bocek Rec Center – Gymnasium Addition
  - Mary E Rodman Rec Center Renovation
  - JD Gross Rec Center ADA Improvements
  - Clifton Mansion Restroom
  - Federal Hill East Slope Repair
  - Gateway Pillar Restoration at Clifton and Patterson
  - Gwynns Falls Trail Signage
- 51 CAPITAL PROJECTS TOTALING \$120M+**





# Housing and Community Development



## PSO Perkins Square (Perkins Phase 2)

<b>PRJ #</b>	002264 - Representative of Multiple Projects	
<b>Total cost</b>	\$73,889,662	
<b>Funding sources</b>	<p><b>City Funds:</b></p> <ul style="list-style-type: none"> <li>• General Funds</li> <li>• HOME Funds</li> </ul> <p><b>HABC Funds:</b></p> <ul style="list-style-type: none"> <li>• ARPA Funds</li> <li>• Choice Neighborhood Grant Funds</li> <li>• Infrastructure Loan</li> <li>• Sellers Note</li> </ul>	<p><b>State Funds:</b></p> <ul style="list-style-type: none"> <li>• 4% LIHTC</li> <li>• 9% LIHTC</li> <li>• National Housing Trust Funds</li> <li>• Partnership Housing Rental</li> </ul> <p><b>Developer Funds:</b></p> <ul style="list-style-type: none"> <li>• First Mortgage</li> <li>• Deferred Fee</li> <li>• Sponsor Loan</li> </ul>
<b>Completion Date</b>	October 2024	



Ribbon Cutting for Perkins Square  
October 9, 2024



# Department of General Services

**PRJ001009**  
**City Hall - Exterior**  
**Restoration**  
**(Phase 11)**  
100 N. Holliday St

Total Cost: \$14,987,081.00  
Source of Funds: GO Bonds  
Complete: 10/15/2024  
(2 Phases Remain)



**PRJ002460**  
**WIC Center - Roof**  
**Replacement**  
621 N. Eden St.

Total Cost: \$ \$432,020.00  
Source of Funds: GO Bonds  
Project Completion:  
10/21/24



## FY25 EXPENDITURES



## FY25 EXPENDITURE ANALYSIS

In the meantime, we can provide analysis of FY25 expenditures with some caveats.

Analysis that follows:

- Includes Revenue Category allocations that are still being corrected
  - Over-states amount of General Fund Revenue remaining in projects
- Includes a proxy for expenditures by Revenue Category
- Does not include ARPA or Utility Projects (Water, Wastewater, Stormwater, Conduit, or Parking)
- Does not include Cancelled or Closed Projects
- Does not include Unallocated or Unallotted Projects



## FY25 APPROPRIATIONS, EXPENDITURES, and BALANCES BY REVENUE CATEGORY (PROXY)

Revenue Category	Appropriations*	Expenditures**	Balances***
Federal and State Grants	\$1,914	\$1,156	\$757
General Obligation Bonds	\$802	\$474	\$329
General Fund Revenue (Uncorrected)	\$642	\$465	\$178
General Fund Revenue/HUR (Corrected)	\$404	\$127	\$275
Other	\$196	\$91	\$105
<b>Total</b>	<b>\$3,958</b>	<b>\$2,313</b>	<b>\$1,645</b>

Amounts in millions.

\*Appropriations by revenue category may not be accurate as revenue category corrections are still pending.

\*\*Expenditures are calculated based on a percentage basis (proxy)

\*\*\*Balances by revenue category may not be accurate as revenue category corrections are still pending and expenditures are based on a proxy.



## FY25 APPROPRIATIONS, EXPENDITURES, and BALANCES BY REVENUE CATEGORY (PROXY)

Revenue Category	Appropriations*	Expenditures**	Balances***
Total at close of FY25 Q1	\$3,942	\$2,278	\$1,664
Total at close of FY25 Q2	\$3,958	\$2,313	\$1,645
<b>FY25 Q2</b>	<b>\$17</b>	<b>\$36</b>	<b>-\$19</b>

Amounts in millions.

\*Appropriations by revenue category may not be accurate as revenue category corrections are still pending.

\*\*Expenditures are calculated based on a percentage basis (proxy)

\*\*\*Balances by revenue category may not be accurate as revenue category corrections are still pending and expenditures are based on a proxy.



## FY25 Expenditure Highlights

Cost Center	Project	FY25 Expenditures Q1 and Q2
Recreation and Parks	PRJ002147 Walter P. Carter Pool	\$3,410,310
General Services	PRJ001547 401 Fayette Mechanical, Electrical, and Plumbing	\$3,024,957
Housing and Community Development	PRJ002664 Uplands Site A Infrastructure	\$2,163,533
Solid Waste	PRJ000188 Quarantine Road Landfill Expansion	\$2,127,749
General Services	PRJ001009 City Hall Extension Stone Walls Renovation	\$1,900,982
Information and Technology (BCIT)	PRJ003238 Tax Application Modernization	\$1,846,238
Recreation and Parks	PRJ001389 Parkview Recreation Center	\$1,836,066



## FY25 Expenditure Highlights

Cost Center	Project	FY25 Expenditures Q1 and Q2
Housing and Community Development	PRJ001876 Homeowner Incentives Program	\$1,811,500
Streets and Highways	PRJ001509 Broening Hwy O' Colgate Br Rep	\$1,479,290
Alleys and Footways	PRJ002550 ADA Infrastructure Upgrades	\$1,370,146
Housing and Community Development	PRJ000389 Whole Block Demolition	\$1,369,638
Traffic Engineering	PRJ00167 Geometric Safety and Sign TR18301	\$1,348,237
Housing and Community Development	PRJ002260 AHTF Senior Housing FY 21 Prog	\$1,175,147
Solid Waste	PRJ002510 Solid Waste Facility Health and Safety Improvements	\$1,118,872





## FY25 Expenditure Highlights - Utilities and ARPA

Cost Center	Project	FY25 Expenditures Q1 and Q2
Wastewater	PRJ000457 Egg Shaped Digester	18,182,327.34
Wastewater	PRJ001046 Patapsco WWTP Power Rel	9,034,889.42
Mayor's Office of Recovery	PRJ002757 ARPA-HABC: PSO Transformation Plan	8,490,101.00
Stormwater	PRJ002845 108" Tiffany Run Storm Drain Repair at Montebello	8,110,279.14
Water Supply	PRJ002575 Hillen & Pen Lucy North WM Replacements	8,058,225.51
Wastewater	PRJ001309 Rehabilitation PST's 3 and 4 Bk River	7,623,791.42
Wastewater	PRJ003367 Treatment Plant Consent Decree Compliance	6,207,626.40



## FY25 Expenditure Highlights - Utilities and ARPA

Cost Center	Project	FY25 Expenditures Q1 and Q2
Mayor's Office of Recovery	PRJ002385 ARPA - BCRP Towanda & Coldstream Pools	5,951,746.46
Water Supply	PRJ001086 Druid Reservoir	5,848,384.47
Wastewater	PRJ002213 Sewer Improv at Various Locations	4,657,750.18
Water Supply	PRJ001595 Water Main Replacement and Rehabilitation	4,655,762.91
Water Supply	PRJ000595 Muni Software	4,606,788.82
Mayor's Office of Recovery	PRJ002968 ARPA - DHCD: Park Heights, Vertical Construction	4,476,104.09
Water Supply	PRJ000610 Ashburton Reservoir	4,134,680.02

