



## COMMAND STAFF

Chief James W. Wallace

Assistant Chief John F. Eid

- Operations

Chief Administrative Officer Shontee L. Hart

- Administration

Assistant Chief Dante P. Stewart

- Support Services and Community Risk Reduction

Assistant Chief James U. Matz

- Emergency Medical Services

Executive Assistant Chief Kensington W. White III

## APPARATUS ON ORDER

BRAND	COUNT	TYPE	ETA
Braun: 6 Wheeled Coach: 14 Road Rescue: 12 FPG Remount: 1	30 + 1	EMS Transport	June 2024 (4), August 2024 (4), October 2024 (6), January 2025 (6), February 2025 (1 RM), May 2025 (5), May 2025 (5)
Pierce	3	TDA	June 2024 (1), November 2025 (2)
Pierce	6	Engines	July 2024 (2), November 2025 (4)
Seagrave	4	TDA	November 2024 (1), December 2024 (1), Nov. 2026 (2)
Seagrave	5	Engines	February 2025 (4), November 2026 (1)
Seagrave	2	Towers	November 2025 (1), November 2026 (1)
Silver Ships	2	Fire Rescue Boat	November 2025 (1), November 2026 (1)
Lowest Bidder	1	Air Flex	Engineering Phase (24 months ETA)
E-One	4	Engines	August – December 2027 (4)

## NEW APPARATUS DELIVERED



## VEHICLES ON ORDER

Green Energy Vehicles:

- 8 hybrid SUVs placed in service at Fire Prevention Bureau
- Fully electric vehicles
  - Delivered; being upfitted: 1 F-150 Lightning (OEM), 1 Ford Transit (logistics)
  - On order: 2 F-150 Lightning (logistics), 5 Ford Mach-E (FPB)
- Vehicles that have been delivered will be placed in service as they are upfitted with lights, radios and graphics.

## OEM EV DELIVERED



## STATION CONSTRUCTION & RENOVATION

Baltimore received a \$10,000,000 grant from the State of Maryland for the construction/renovation of 2 stations:

### Engine 14 (1908 Hollins St)

- Design phase completed; funding approved by State for renovations
- Initial plans submitted to permitting office

### Engine 27 (4315 Mannasota Ave)

- Design phase
- Final review by CHAP held on October 8th CHAP report forthcoming with results

### Engine 31 (3123 Greenmount Ave)

- \$500k State Grant for Renovation
- Approved by BOE on 6/5/2024
- Approved at State Board of Public Works (9/11 meeting)
- Next step is for construction to begin - final design and equipment acquisition phase

## STATION RENOVATIONS

ESPP Funded

The fire department was issued \$25,000,000 from ESPP funding in 2022 for station renovations.

- Lead paint abatement
- Individual sleeping quarters
- Gender neutral bathrooms
- Cancer reduction programs
- Green Energy Improvements

### Renovations In Process

- Station of Engine 2 - 800 Light St.
  - 99% Complete: expected to reoccupy late-October
- Station of Engine 52 - 3525 Woodbrook Ave
  - Design phase
- Fire Boat Pier Replacement
  - Construction to begin December, temporary pier in place

## FUTURE STATION RENOVATIONS

ESPP Funded

- Station of Engine 55, 1229 Bush Street
- Station of Engine 29, 4312 Park Heights Avenue
- Station of Engine 33, 1223 North Montford Avenue
- Station of Engine 56, 6512 Harford Road
- Station of Engine 57, 4427 Pennington Avenue
- Station of Engine 30, 3220 Frederick Avenue
- Station of Engine 36, 2249 Edmondson Avenue

## STATION RENOVATIONS

ARPA Funding for Facilities

Gender neutral bathroom renovations (E-45, 53, 54, 8, 21, 30)

- Engine 45 – September 30 start date (10 weeks)

Generator installation (E-46, 45, 31, 53)

- Engine 46 – January, permitting process

Roof Replacements (E-13, 42, 35, 43, Haz-mat)

- Engine 13 – July 31, 2024 (10 weeks)
- Engine 42 – August 26, 2024 (10 weeks)
- Engine 35 – September 26, 2024

## STATION RENOVATIONS

ARPA Funding for Facilities

Fire Academy Boiler Removal


- July 22, 2024 (10 weeks)
- Completed September 27, 2024
- Lead and concrete need completion not included in this phase

Truck 5 Geothermal system replacement

- 10-week timeline once delivered
- System has been ordered

Oldtown Boiler replacement

- 10-week timeline
- Will follow Truck 5 geothermal



## OPERATIVE IQ FACILITIES INSPECTIONS

- Implementing a new digital tool to inspect all facilities.
  - Quick assessment of critical infrastructure identifying any deficiencies.
  - Questionnaire with utilization of the new apparatus assigned iPads initially for tele-911.
    - Battalion Technician will manage the station inspections with the Captains assigned to their shift.
- Previous inspections completed semi-annually on paper.
  - Often no follow up or tracking.
  - Records cannot be easily found, filed in cabinets.
  - No ease of linking similar problems for repair.
    - Early detection of problematic trends by station or department wide

## OPERATIVE IQ FACILITIES INSPECTIONS

- Benefits
  - Real time data of station statuses
  - Accessible from any computer
  - Detailed record keeping of maintenance required and performed
  - Maintenance trend identification.
- Initial inspection results will dictate ongoing inspection scheduling
  - Monthly, Bimonthly, Quarterly, or Semi-annually
  - Will aid in CIP funding requests to reduce catastrophic issues.
    - Roofs, concrete, HVAC, etc.

## OPERATIVE IQ FACILITIES INSPECTIONS

- All station floor plans loaded into program.
- Each floor plan has individual inspection points based on room use.



## OPERATIVE IQ FACILITIES INSPECTIONS

- Kitchen

[illegible]

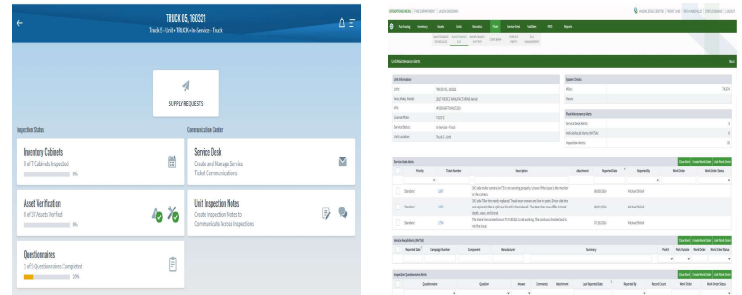
- Bathroom

[illegible]

## OPERATIVE IQ APPARATUS & ASSET INSPECTION CREATION

- Creation of a digital tool to inspect all apparatus including the assets assigned to that unit via tele-911 iPad.
  - Apparatus
    - DOT style inspection identifying deficiencies, and critical safety points
      - Lights, brakes, tires, etc.
    - Critical deficiencies create an email to apparatus repair shop
  - Assets
    - High value items
      - SCBA, thermal imagers, saws, ladders, medical monitors, etc.
- Department wide use goal by the first of the year
  - Trial has been ongoing with 3 companies, very successful

## OPERATIVE IQ APPARATUS & ASSET INSPECTION CREATION



## 911 EMERGENCY CALL CENTER

### Call Volume:

- 911 calls received in Q1 FY25: 376,331
- 79% of calls answered within 15 seconds

### Hiring:

- 2 new hires to begin October 2024
- 10 vacancies in 911, 2 vacancies in Fire Communications

### Outreach:

- Towson GIS (Geographic Information System) Conference 9-1-1 Remote Demo
- Book Bag Giveaway with Department of Corrections in the Eden St. Community
- OEM and HABC Brooklyn Community

### Recognition:

- Fire Communications won the APCO Mid-Eastern Chapter Team of the Year Award



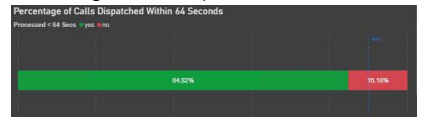
## FIRE COMMUNICATIONS BUREAU

Fire Dispatch Center NFPA 1710: Q1 FY 2025

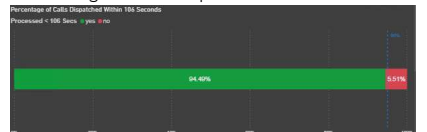
Total Units Dispatched: 92,228 (+0.05%\*)  
 EMS: 73,763 (+0.09%\*)  
 Suppression: 18,465 (+6.4%\*)

- As compared to Q1 FY 2024

### Percentage of Calls Dispatched Within 64 Seconds



### Percentage of Calls Dispatched Within 106 Seconds



## OPERATIONS DIVISION



## OPERATIONS

BCFD Suppression Unit Breakdown:

- 39 Fire Stations
- 4 Deputy Chiefs – Shift Commanders
- 24 Battalion Chiefs
- 32 Engine Companies
- 17 Truck Companies
- 3 Rescue Squads
- 1 Heavy Rescue
- Multiple Special Operations Units: HazMat, Decon, Fire Boats, Dive, Collapse, Air Flex

## OPERATIONS – DAILY ACTIVITIES


**Average Suppression Unit Responses Per Day: 504**

- EMS Call Types: 321 per day
- Suppression Call Types: 183 per day

### WEEKLY SCHEDULE FOR DAILY UNIT ACTIVITIES

Sunday	Monday	Tuesday	Wednesday	Thursday	Friday	Saturday
Training <ul style="list-style-type: none"> <li>▪ Battalion training</li> <li>▪ Pre-determined topic via Fire Academy</li> </ul>	Hydrants <ul style="list-style-type: none"> <li>▪ 10,000 water department hydrants</li> <li>▪ 2 Inspections per year</li> </ul>	Buildings <ul style="list-style-type: none"> <li>▪ ~100 performed per week</li> </ul>	Unsafe Vacant Survey <ul style="list-style-type: none"> <li>▪ February 2022</li> <li>▪ Slight decrease in new Code X addresses</li> </ul>	Buildings	Make Up Day	Safety Sweeps <ul style="list-style-type: none"> <li>▪ 500 Attempted Inspections Citywide</li> <li>▪ Red Cross Sweeps</li> </ul>

## RED CROSS and BCFD PARTNERSHIP





## RED CROSS and BCFD PARTNERSHIP

### Sound the Alarm Events:

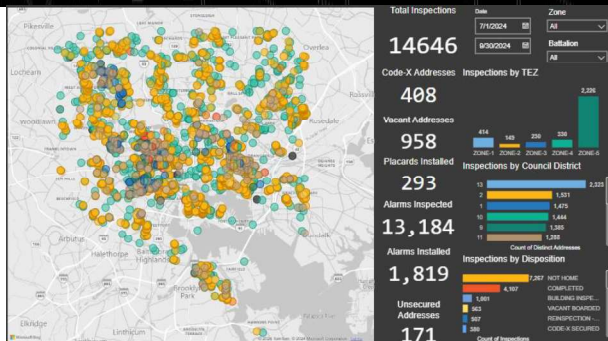
- Home Safety Inspections, Escape Plans, Smoke Detector Installs, Community Engagement
- Monthly Events: 3rd Saturday of the Month
- Larger Event: Done Quarterly
  - Sept 19<sup>th</sup>: HSI: 47, Detector Installs: 33, Detector Inspections: 144
- Multi-Lingual Handouts

## OPERATIONS UNITS – INSPECTIONS



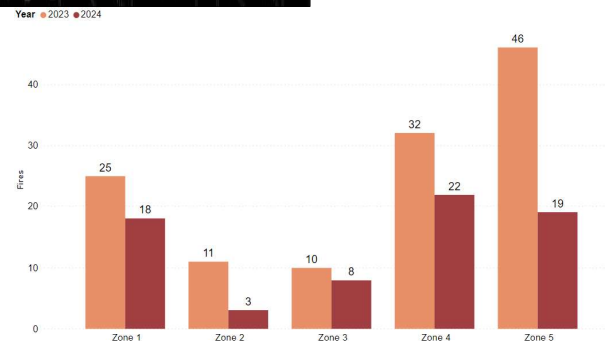
## OPERATIONS UNITS – INSPECTIONS

Q1 FY 2025



## Structure Fires in Target Enforcement Zones

1/1/23-9/21/23 & 1/1/24-9/21/24



## Code X / Vacant Initiatives Inspections



## Code X Address Inspections

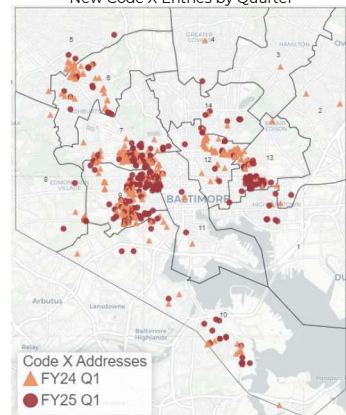
Q1 FY 2024 and Q1 FY 2025

As of Date	Total Active Code X Addresses	% Change
9/30/2023	3399	
9/30/2024	4969	46%

Quarter	Newly Identified Code X	% Change
FY 24 Q1	568	
FY 25 Q1	411	-27.6%

- 371 Distinct Address Reinspected
- 215 Razed
- 156 Returned to use

New Code X Entries by Quarter



## 311 Notification: Identification of Illegally Occupied Dwellings

- June 12<sup>th</sup>, 2024: Implemented Ops Memo 5-24
- Identified 24 Illegally Occupied structures
- Difficulty Sharing Data with that Procedure
- Sept 9, 2024: Submitted proposal to 311 System
- Beta Testing / Policy & Procedure (QR Code FD Units)
- Increase data sharing between all city departments

### New 311 Request Questions:

- Type of incident or encounter with illegal occupants
- Number of illegal occupants encountered
- Were there any injuries or fatalities of illegal occupants during the fire incident?
- Is boarding required?
- Additional info

**311 Change Request** CRB

End User: [Name] Date: [Date]  
 Comments: [Text]

**Request Description:** Provide a list of questions you'd like to be listed in this service request. Include the question number and an address ID.

Question Number	Text	Answer Type	Priority
1	Is there a fire alarm or other incident in the area?	Text	High
2	Is there a fire alarm or other incident in the area?	Text	High
3	Is there a fire alarm or other incident in the area?	Text	High
4	Is there a fire alarm or other incident in the area?	Text	High
5	Is there a fire alarm or other incident in the area?	Text	High
6	Is there a fire alarm or other incident in the area?	Text	High

**Requester:** [Name]  
 [Address]  
 [City]  
 [State]  
 [Zip]

**Requester:** [Name]  
 [Address]  
 [City]  
 [State]  
 [Zip]

## 311 Outreach Illegally Occupied Campaign

Public Awareness/Outreach

### Campaign Tactics

**Flyer Distribution: Phase 1** - Distribute residential door-hangers in TEZ neighborhoods that experienced increased fires in 2023. (Zone 4 and Zone 1)

**2-Sided card** handed out by BCFD units to the homeless explaining the Code X program.


**Community Workshops:** Host informational sessions with DHCD and the Office of Homeless Services at community centers to discuss the risks of illegal occupied buildings and how to safely report abandoned properties.

**Social Media Campaign:** Create engaging posts highlighting the dangers of occupying vacant buildings and the importance of calling 311.





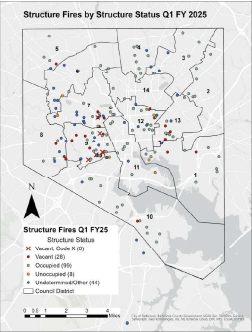
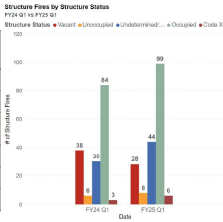
# STRUCTURE FIRES



# STRUCTURE FIRES BY STRUCTURE STATUS

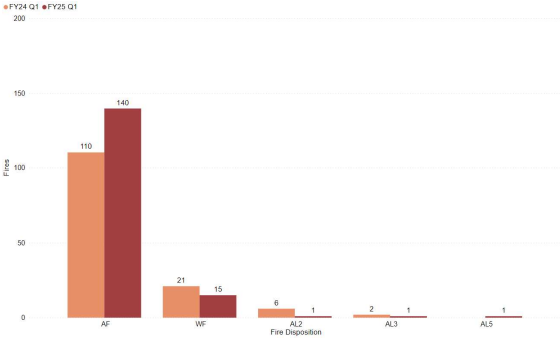
FY24 Q1 vs. FY25 Q1

Structure Status	FY24 Q1	FY25 Q1	YoY % Change	Total
Code X	3	6	100%	9
Occupied	84	93	17.86%	183
Undetermined/Other	30	44	46.67%	74
Unoccupied	6	8	33.33%	14
Vacant	38	29	-26.32%	66
Grand Total	161	180	14.9%	346



# STRUCTURE FIRE INCIDENTS

Structure Fire Dispositions Q1 FY 24 & 25



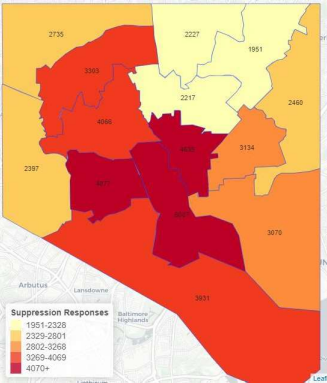
**AF:** Actual Fire  
**WF:** Working Fire  
**AL2:** 2<sup>nd</sup> Alarm Fire  
**AL3:** 3<sup>rd</sup> Alarm Fire  
**AL4:** 4<sup>th</sup> Alarm Fire  
**AL5:** 5<sup>th</sup> Alarm Fire

# Suppression Responses

FY24 Q1 vs. FY25 Q1

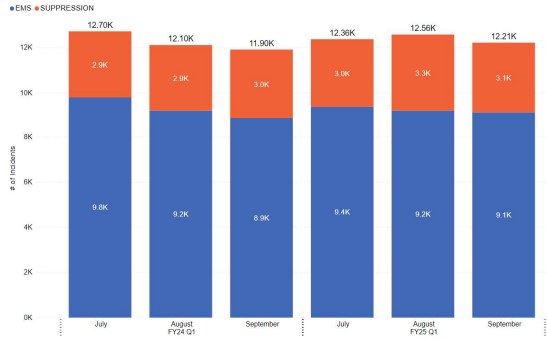
District	FY25 Q1 EMS Responses	FY25 Q1 Sup. Responses	FY24 Q1 Total Responses	FY25 Q1 Total Responses	YoY % Change
1	1908	1162	2970	3070	3.37%
2	1488	972	2388	2460	3.02%
3	1122	829	1872	1951	4.22%
4	1262	965	2193	2227	1.55%
5	1605	1130	2722	2735	0.48%
6	2143	1160	3189	3303	3.57%
7	2736	1330	3938	4066	3.25%
8	1540	857	2441	2397	-1.80%
9	2760	1317	3963	4077	2.88%
10	2647	1284	4080	3931	-3.65%
11	3641	2446	6134	6087	-0.77%
12	3187	1448	4451	4635	4.13%
13	2055	1079	3103	3134	1.00%
14	1360	857	2222	2217	-0.23%

☐ = Top 3 in FY25 Q1 Total Responses



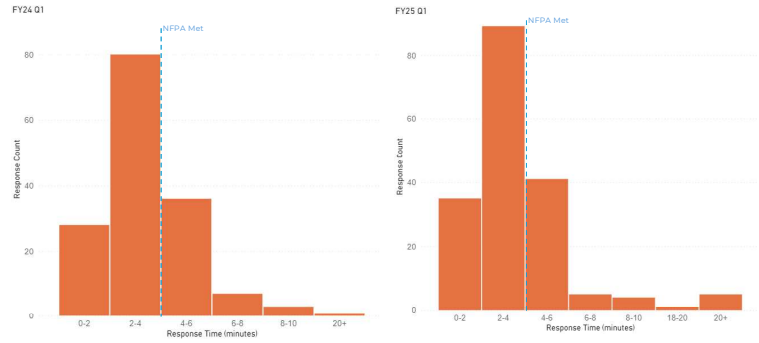
## SUPPRESSION UNIT CALL VOLUME

Suppression Unit Responses Q1 FY 24 & 25



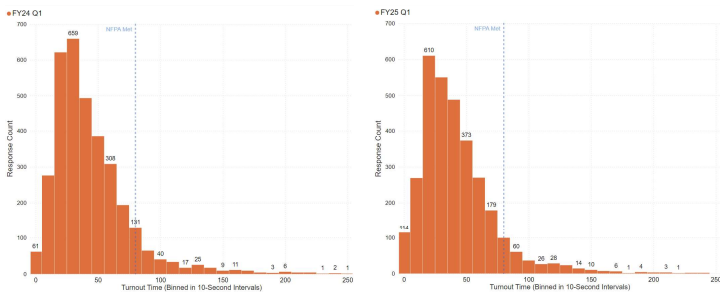
## FIRE RESPONSE TIME

1st On-Scene Engine Response Time to Structure Fires: Q1 FY 24 & 25



## TURNOUT TIME

Suppression Unit Turnout Time to Structure Fires: 1st Due Units, Q1 FY 24 & 25



## FIRE MARSHAL

Q1 FY 2025

- Office of the Fire Marshal is responsible for providing Fire Prevention, Fire Investigation, and Educational Resources to the Community
- Primary Functions:
  - Conducting Fire Inspections for New Use and Occupancy Permits, Annual Operational Fire Permits, and to the Department of Social Services
  - Conducting Fire Inspections for New Fire Protection Systems (Fire Alarm, Automatic Sprinklers, Dry and Wet Chemical Fire Suppression Systems)
  - Conducting Plan Reviews for New Buildings and Fire Protection Systems
  - Delivering Fire Safety Talks and Conducting Fire Drills
  - Conducting Investigation of Building and Vehicular Fires (Origin and Cause), sometimes alongside ATF and MD Fire Marshal's Office.
  - Reviewing Special Event Permit Applications from DHCD and DOT; as well as providing Fire Inspectors to cover Large Scale Indoor Events and Outdoor Events such as Carnivals, Fairs, Festivals, Concerts, Ravens and Oriole Games, etc.
  - Working side-by-side with BPD Arson Unit on fire origin and cause investigations and testifying in criminal and civil cases.

### Q1 FY 25 Activities

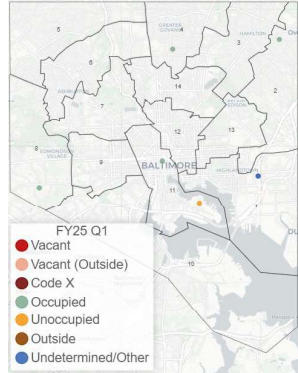
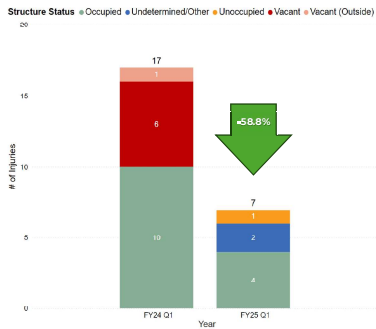
Fire Inspections	4553 (+66%)
Plan Reviews	534 (+21%)
Fire Safety Talks and Fire Drills	43 (+378%)
Fire Investigations	132 (-17%)

### Q1 FY 24 Activities

Fire Inspections	2738
Plan Reviews	442
Fire Safety Talks and Fire Drills	9
Fire Investigations	159

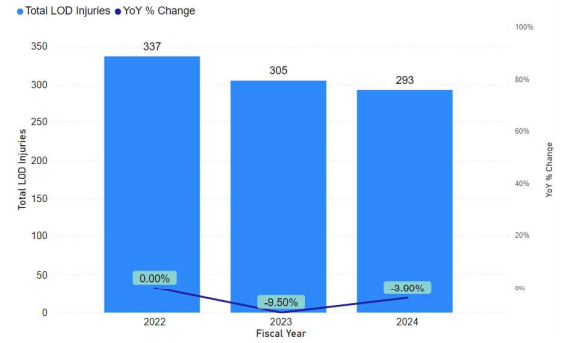
## LOD FIREGROUND INJURIES

Q1 FY 24 & 25



## ALL LINE OF DUTY INJURIES

FY 2022-2024



## HUMAN RESOURCES

Recent Hires

Position	# of Hires	Start Date
Lieutenant - OEM	1	3-Jul-24
911 Operators	13	8-Jul-24
Emergency Services Instructor	1	17-Jul-24
Fire Dispatchers	8	17-Jul-24
Chief of Fiscal Services II	1	31-Jul-24
Director of Communications/Fire Press Officer	1	28-Aug-24
EMT/FireFighters	60	11-Sep-24
Deputy Director of Preparedness and Administration (Operations Officer IV) OEM	1	11-Sep-24
Emergency Services Instructor	1	11-Sep-24
Operations Section Chief – (Grant Services Specialist III) OEM	1	25-Sep-24
Human Resources Business Partner	1	30-Sep-24

## HUMAN RESOURCES

Pending Hires

Position	# of Pending Hires/Active Interviews
EMT/FF Incumbents	11
EMT	26
911 Operators	2
Director of Government Affairs	1
HR Generalist II	1
Fiscal Officer (Operations Officer I) OEM	1
Contract Services Specialist	2

## HUMAN RESOURCES

### Recruitment Activities

#### Attended Recruitment Events

- July 2<sup>nd</sup> - Brooklyn Healing & Wellness Event
- August 3<sup>rd</sup> - 2024-Artscape Recruitment Tent
- August 10<sup>th</sup> - Health & Wellness Expo
- August 13<sup>th</sup> - National Night Out
- August 22<sup>nd</sup> - Baltimore Veterans Job Fair
- September 10<sup>th</sup> - University of Baltimore Career Fair
- September 17<sup>th</sup> - Military Spouses & Officer's Job Fair
- September 21<sup>st</sup> - CHARM City Hiring Event
- September 23<sup>rd</sup> - Patterson High School
- September 24<sup>th</sup> - Forest Park High School
- September 27<sup>th</sup> - Towson University Career Fair

#### Upcoming Recruitment Events

- October 1<sup>st</sup> - Dom Viol Awareness Event
- October 10<sup>th</sup> - Morgan State
- October 11<sup>th</sup> - Edmondson Westside HS
- October 17<sup>th</sup> - College/Career Expo
- October 24<sup>th</sup> - Bard High School Career Event
- November 7<sup>th</sup> - Human Trafficking Event at War Memorial
- November 13<sup>th</sup> - Career Fair at Wildwood Elementary
- November 21<sup>st</sup> - Forest Pk HS Career Fair

## HUMAN RESOURCES

### Recruitment Video - Trailor




## HUMAN RESOURCES

### Recruitment Outreach



## FIRE ACADEMY

Deputy Chief Laura A. Shiloh



## FIRE ACADEMY

### Current Recruit Class Data

Current Recruit Classes Start Date	Hired	Active	Graduation Date
EMTFF Recruit Class 2401(B) (2/28/24)	41	24	11/15/24
EMTFF Recruit Class 2404 (9/11/24)	61	56	
*2404(A)	22	21	February 2025
*2404(B)	39	35	June 2025
EMTFF Recruit Class 2405 (10/23/24)	Incumbents 11		January 2025
EMT/PM Recruit Class 2406 TBD	TBD		

## FIRE ACADEMY

### Recruit Training Hours

#### FY24 Quarter 1 7/1/23 – 9/30/23

Recruit Classes 2204, 2301A & 2301B, 2302A & 2302B
Q1 total recruit hours - <b>1744</b>

#### FY25 Quarter 1 7/1/24 – 9/30/24

Recruit Classes 2401A & 2401B, 2404A & 2404B
Q1 total recruit hours - <b>920</b>

## FIRE ACADEMY

### Daily Operational Field Training

Day	Training Type	Attendees/Session	Sessions/Day	Instructors/Session
Monday	Fire Operations Training (2 & 1)	12 per session	2	1 - 8 (based on topic)
Tuesday	Fire Officer Command & Simulation (FOCAS)	2 per session	2 - 3	7
Wednesday	Truck Operations 5.0	8	1	7
Thursday	Engine Operations 1.0	8	1	TBD
Friday	Bailout Re-Certification	12	2	7

## FIRE ACADEMY

### Field Training

#### FY24 Quarter 1 7/1/23 – 9/30/23 - Total Hours 638

Bailout Initial training  
Bailout Refresher  
Incident Safety Officer  
PO training  
Auto Extrication  
Truck Training 4.0  
FOCAS  
GAS, CO, XAM Meters, Lithium-Ion Fires  
EVD Tillerling  
EVD Driving  
DDC  
SOC trainings  
New Apparatus training  
Return to Duty

#### FY25 Quarter 1 7/1/24 – 9/30/24 - Total Hours 648

Fire Instructor 1  
Fire Officer 1  
PO Training  
DDC  
Tiller Training  
FOCAS  
Holmatro V struts  
EVD training  
Newley issued equipment  
Positive pressure ventilation training  
Auto Extrication  
Fire Inspector 2  
Fire Inspector 1  
Return to Duty

## FIRE ACADEMY

### Implementation of Identified Training Needs

- Rapid Intervention Team – RIT Training – NFPA 1407 –Standard training (recruit & field training)
- Incident Command-IAP/ Operational Risk Assessment – F.O.C.A.S (Fire Officer Command and Simulation) training for Incident Commanders (Battalion Chiefs, Battalion Technicians, and Captains with future expansion planned)-FCB included in training
- Mayday/RIT – Roles & Responsibilities – Incorporated into recruit training, field training and built out into Specialized Firefighter Removal 4-day training program
- Training – Thermal Imaging Cameras – Incorporated into recruit training – developed into full day course delivered as part of Building Construction class
- Fire Dynamics – In-depth course incorporated into recruit training in addition to what is taught in FFI & FF2 class

## FIRE ACADEMY

### Weekly Operational Field Training

Date(s)	Training Type	Attendees/Session	Sessions/Day	Instructors/ Session
April/May	Annual Hose Testing	8	2	1
September/October	Annual Hose Testing	8	1	1

#### Addition Daily Field Support

DDC Recertification
Return to Duty Evaluations
Out-of-Title Approval Evaluations (Drivers-PO/EVD)
Vehicle Extrication/Forcible Entry Skills
High Rise/Drafting Skills
Performance Evaluations

## FIRE ACADEMY

### Courses and Class Offerings

Dates	Standard Course Offerings	Attendees/ Session	Sessions/ Week	Instructors/ Session
Bi-annual Spring/Fall	Fire Instructor I	Max. 25 students	2	1
	Fire Officer I/II/III	Max.	2 for each	1
	Incident Command System 300/400	Registration Based	2	1

#### Courses Offered as Requested

Fire Instructor II
Fire Department Incident Safety Officer
Fire Inspector I and II
NFPA 1403 Class

#### Newly Developed Grant Funded Classes

Advanced Firefighter Removal
Optimizing Human Performance in High Stress Industries ( <i>Leadership Under Fire</i> )
Building Construction for the Fire Service
Fire Dynamics – Thermal Imaging Camera/(TIC)

## FIRE ACADEMY

### Additional Responsibilities

Additional Responsibilities
Training Manual Updates with QR Codes
Training Bulletins with QR Codes
PO & EVD promotional exam practical sessions
Continual research & development
Prop design & build
Youthworks education

#### Special Projects / Events

Camp Spark
New Apparatus Familiarization
Physical Ability Testing
Fire Ops 101
School Tours



## FIRE ACADEMY

### Additional Training Hours

#### FY24 Q1 – Additional Training Hours- 235

Camp Spark
Fire Physical Ability Testing
Fire PAT Mentoring
EMS Physical Ability Testing
Hose Testing
Fire Ops 101

#### FY25 Q1 – Additional Training Hours- 149

Youthworks – EMR Class
Hose Testing
EMS Physical Ability Testing

## FIRE ACADEMY

### Grant Funding – Reimbursable Overtime Training

#### FY20 Assistance to Firefighter's Grant (FEMA)

> Effective 9/21/21 – 2 extensions granted –end of grant period 7/7/24		
~ Training – Rescue Bailout Training	<b>\$250,000</b>	Awarded
~ Officer Development training	<b>\$1,180,800.00</b>	Awarded

#### FY22 Assistance to Firefighter's Grant (FEMA)

Effective 9/15/23 – end of grant period 9/21/25		
~ Training -	<b>\$1,552,800.00</b>	Awarded
~ Equipment -	<b>\$193,454.00</b>	Awarded

#### FY23 Assistance to Firefighter's Grant (FEMA)

Notification of Award received 9/19/23		
~OT and Backfill Reimbursement -	<b>\$1,830,393.81</b>	Awarded

## FIRE ACADEMY

### Grant Spending – Reimbursable Overtime Training

#### FY24 Q1 – 7/1/23-9/30/23

Grant	Spending
Rescue Bailout	\$53,195.52
F.O.C.A.S.	\$54,179.19
FD Incident Safety Officer	\$27,427.20
<b>Total</b>	<b>\$234,801.91</b>

#### FY25 Q1 – 7/1/24-9/30/24

Grant	Spending
F.O.C.A.S.	\$4,262.68
M.P.I.	\$100,800.00
L.U.F.	\$42,500.00
<b>Total</b>	<b>\$147,562.68</b>

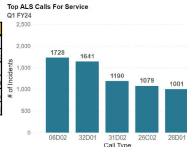
## EMS OPERATIONS

Assistant Chief James Matz



## TOP 5 ALS & BLS CALLS FOR SERVICE Q1 FY 2024 & Q1 FY 2025

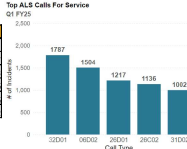
Top ALS Calls Q1 FY24		
Call Type	Description	Total
36D02	Breathing Prblm	1728
32D01	Unknown Prob	1641
31D02	Uncon Tnb Breath	1393
36C03	Sick Abd Breath	1079
36D01	Sick Nalret	1001



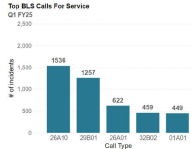
Top BLS Calls Q1 FY24		
Call Type	Description	Total
26A10	Sick Unwell	1418
29B01	Vehicle Accident	1234
26A01	Sick	550
01A01	Abdominal Pain	469
17B01	Fall Injury	427



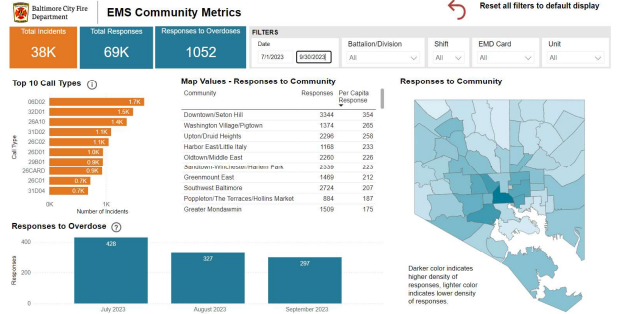
Top ALS Calls Q1 FY25		
Call Type	Description	Total
32D01	Unknown Prob	1787
36D02	Breathing Prblm	1498
36D01	Sick Nalret	1216
36C03	Sick Abd Breath	1136
31D02	Uncon Tnb Breath	1092



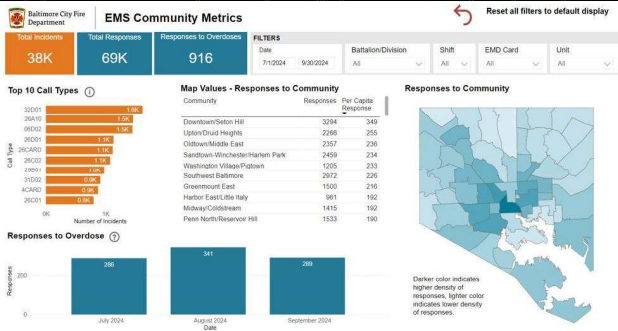
Top BLS Calls Q1 FY25		
Call Type	Description	Total
26A10	Sick Unwell	1538
29B01	Vehicle Accident	1287
26A01	Sick	622
32B02	Medical Alarm	459
01A01	Abdominal Pain	449



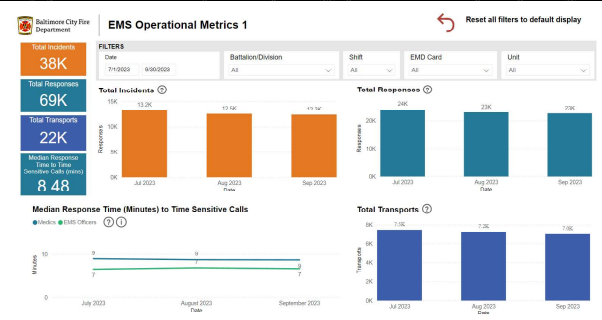
## EMS COMMUNITY METRICS Q1 FY 2024



## EMS COMMUNITY METRICS Q1 FY 2025

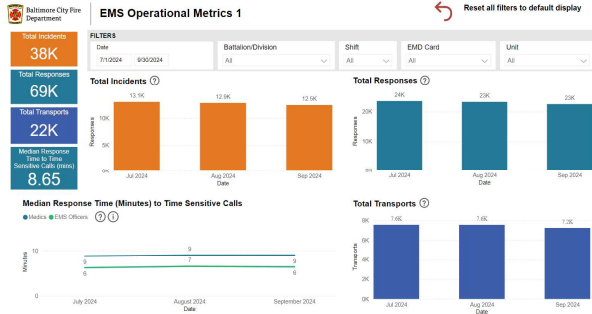


## EMS OPERATIONAL METRICS Q1 FY 2024



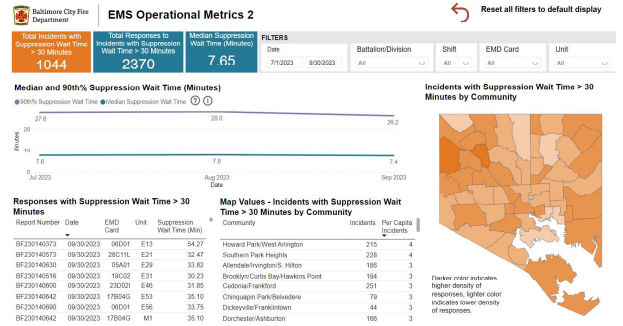
# EMS OPERATIONAL METRICS

## Q1 FY 2025



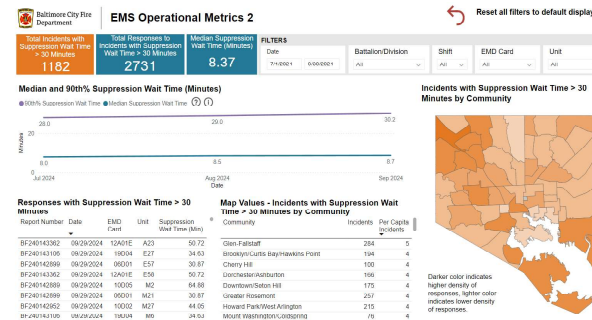
# EMS OPERATIONAL METRICS

## Q1 FY 2024



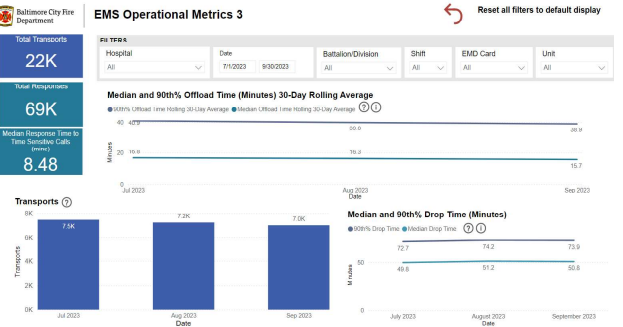
# EMS OPERATIONAL METRICS

## Q1 FY 2025



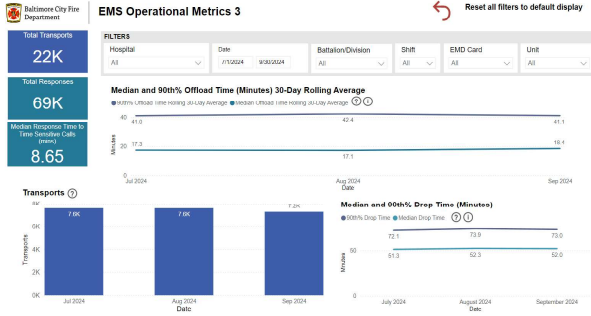
# EMS OPERATIONAL METRICS

## Q1 FY 2024



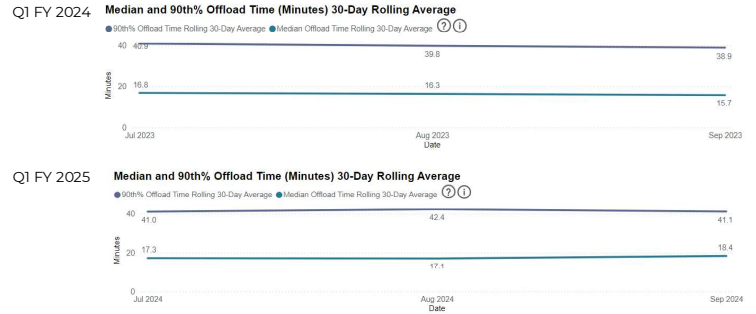
## EMS OPERATIONAL METRICS

Q1 FY 2025



## OFFLOAD TIMES

Q1 FY 2024 & Q1 FY 2025



## BCFD Metrics

FY 24 Q1 & FY 25 Q1

Median and Mean Duration of Units on Scene Time (mins)				
Median Duration On Scene Time in FY24 Q1	Mean Duration On Scene Time FY24 Q1	Median Duration On Scene Time FY25 Q1	Mean Duration On Scene Time FY25 Q1	
00:15:42	00:19:06	00:16:24	00:19:42	

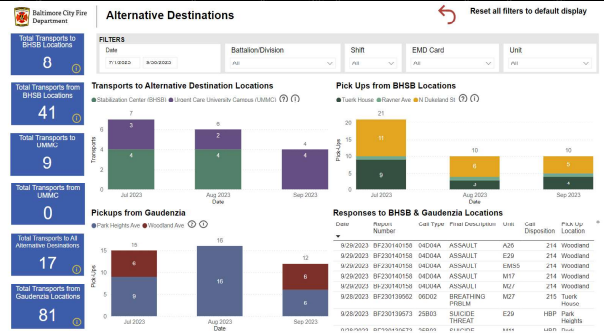
**Median and Mean Duration of Unit On Scene Time:**  
The duration of time a BCFD unit spends on scene, specifically the duration between the "unit\_onscene\_time" and either "unit\_beg\_transport\_time" or "unit\_clear\_time". These measure only includes Core BCFD Units: Battalion Chiefs, Suppression Units, and Transport Units.

Median and Mean Duration of Units At Hospital Time (mins)				
Median Duration of Units At Hospital Time FY24 Q1	Mean Duration of Units At Hospital Time FY24 Q1	Median Duration of Units At Hospital Time FY25 Q1	Mean Duration of Units At Hospital Time FY25 Q1	
00:48:49	00:49:25	00:50:31	00:50:39	

**Median and Mean Duration at Hospital Time (Drop Time):**  
The duration of time a BCFD Transport unit spends at the hospital, specifically the duration between "unit\_end\_trans\_time" and "unit\_clear\_time". This measure only includes BCFD EMS Transport Units.

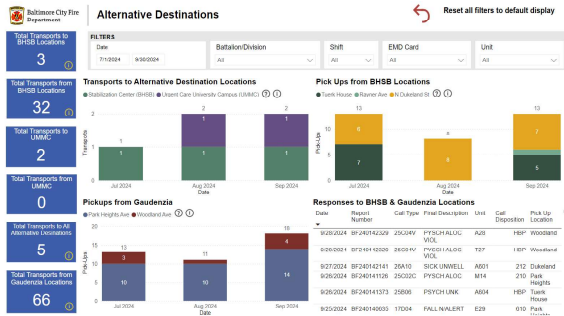
## EMS ALTERNATIVE DESTINATION METRICS

Q1 FY 2024

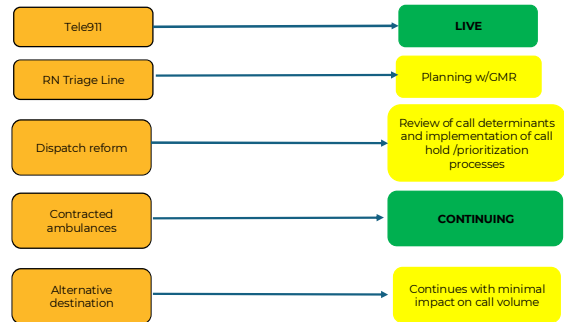


## EMS ALTERNATIVE DESTINATION METRICS

Q1 FY 2025



## SELECT MITIGATION STRATEGIES



## SELECT MITIGATION STRATEGIES

- ARPA-Heroes / B-Core collaboration
- Goal is reduction of calls to 911 for overdose related complaints
- Broad based taskforce consisting of city, health, and community leaders
- Developing connected referral network for care linkage
- Exploring feasibility of 911 diversion for substance use
- Augmenting mobile response to overdose (via population health and mobile crisis/community teams)

## TELE 911



Tele911

## TELE 911

Start Date: April 1, 2024

Total Consults

243

Average Duration (Minutes)

8.82

Average Wait Time (Minutes) - TIP

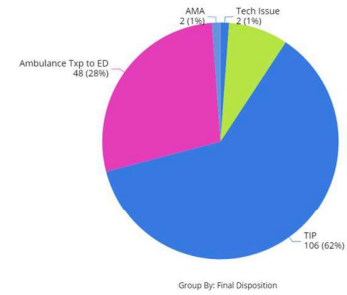
0.43

Average Wait Time (Seconds)

26.09

## TELE 911

Consults by Intake TIP Disposition




## TELE 911

- Significant decrease in consults
- Challenges with IT
- Re-engaging stakeholders
- Roll out across additional battalions

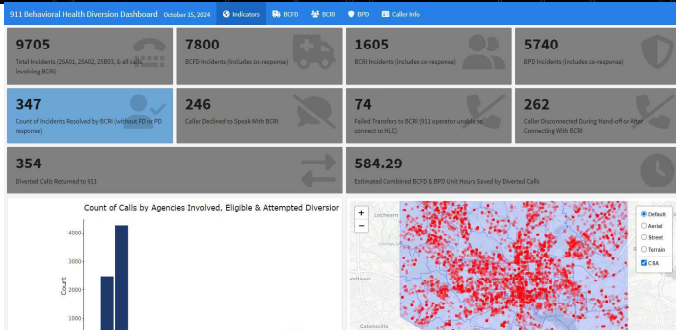
## BUPRENORPHINE

- **Training completed on 7/08/2024**
  - **Program "go live" on 9/30/2024**
    - Cautions (eligibility criteria)
    - Opportunities (linkage to care increases)
- Working on telemedicine MAT line

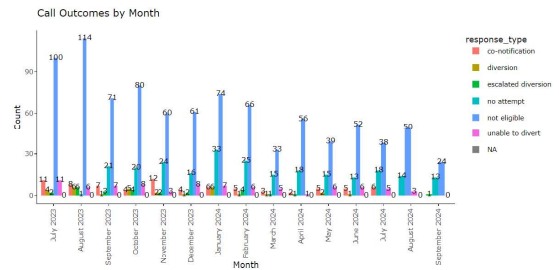




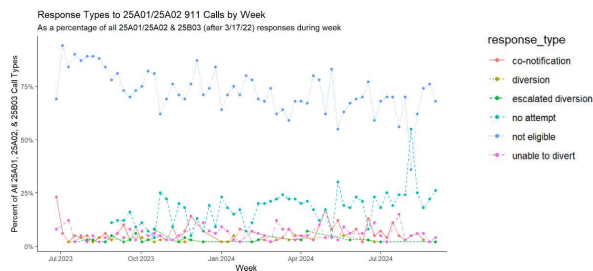
## BEHAVIORAL HEALTH DIVERSION



## BEHAVIORAL HEALTH DIVERSION



## BEHAVIORAL HEALTH DIVERSION



## BEHAVIORAL HEALTH DIVERSION

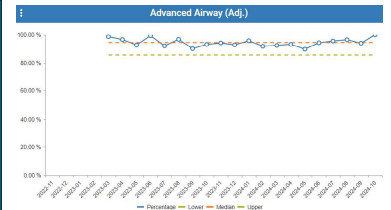
- Monthly, comprehensive QA/QI calls
- Behavioral health authorities, health department, BPD, BCFD
- Retreat planned to further identify metrics and role of behavioral health clinician in call center
- Increased co-notification of mobile crisis teams

## EMS CLINICAL METRICS

- QA/QI lieutenants engaged in "just in time training"
- Advanced airway labs in partnership with Florida jurisdictions
- Tracking of nationally endorsed metrics (NEMSQA)
- Transparency and consistency in reporting
- 100% review on cardiac arrest, STEMI, ketamine, advanced airway

## EMS CLINICAL METRICS

- Ongoing surveillance on key performance areas
  - Stroke
  - STEMI
  - Airway management
  - Cardiac arrest
  - Interdepartmental collaboration



## CARES METRICS: CARDIAC ARREST

- Working to implement CPR LifeLinks
- Onboarding CARES 2.0 (registry for dispatch assisted CPR)
- Collaboration ongoing with BPD
- Community education

## CARES METRICS: UTSTEIN SURVIVAL REPORT 04/01/2024-06/30/2024

Utstein Survival Report Baltimore City Fire Department <small>Date of Arrest: From 04/01/2024 Through 06/30/2024 - Inland County, Baltimore (68)</small>	Prince George's	Howard
<b>Non-Traumatic Etiology Survival Rates</b> Overall: 3.1% (205) Bystander Wit'd: 6.8% (73) Unwitnessed: 1.0% (102) Utstein <sup>1</sup> : 23.5% (17) Utstein Bystander <sup>2</sup> : 33.3% (12)	<b>Non-Traumatic Etiology Survival Rates</b> Overall: 3.0% (264) Bystander Wit'd: 6.2% (96) Unwitnessed: 0.0% (141) Utstein <sup>1</sup> : 15.0% (20) Utstein Bystander <sup>2</sup> : 23.1% (13)	<b>Non-Traumatic Etiology Survival Rates</b> Overall: 5.1% (59) Bystander Wit'd: 5.3% (19) Unwitnessed: 2.8% (36) Utstein <sup>1</sup> : 12.5% (8) Utstein Bystander <sup>2</sup> : 0.0% (4)
<b>Bystander Intervention Rates<sup>3</sup></b> CPR: 30.5% (220) Public AED Use: 4.3% (47)	<b>Bystander Intervention Rates<sup>3</sup></b> CPR: 36.5% (197) Public AED Use: 10.5% (19)	<b>Bystander Intervention Rates<sup>3</sup></b> CPR: 46.2% (52) Public AED Use: 0.0% (7)

## CARES METRICS: UTSTEIN SURVIVAL REPORT

## Utstein Survival Report

**Baltimore City Fire Department**  
Date of Arrest: From 07/01/2024 Through 08/31/2024 | Incident County: Baltimore (city)

Overall:	7.1% (196)
Bystander Wit'd:	12.9%(62)
Unwitnessed:	2.7% (112)
Utstein <sup>1</sup> :	40.0% (15)
Utstein Bystander <sup>2</sup> :	50.0% (6)

CPR:	24.2% (153)
Public AED Use:	5.7% (35)

## Prince George's

Overall:	1.8% (169)
Bystander Wit'd:	1.8% (57)
Unwitnessed:	1.1% (88)
Utstein <sup>1</sup> :	6.2% (16)
Utstein Bystander <sup>2</sup> :	0.0% (9)

CPR:	39.5% (114)
Public AED Use:	21.4% (14)

Howard

Overall:	7.9% (38)
Bystander Wit'd:	15.8% (19)
Unwitnessed:	0.0% (13)
Utstein <sup>1</sup> :	40.0% (5)
Utstein Bystander <sup>2</sup> :	66.7% (3)

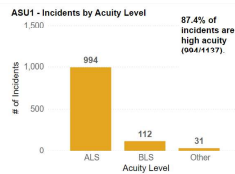
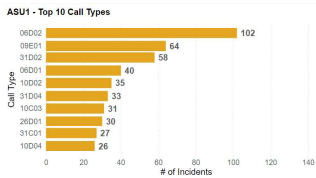
Bystander Intervention Rates <sup>1</sup>	
CPR:	62.1% (29)
Public AED Use:	60.0% (5)

# ALS SUPPORT UNIT



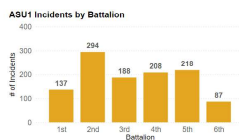
## CHASE CAR PILOT PROGRAM

April 22, 2024 – September 30, 2024



ALS – Advanced Life Support

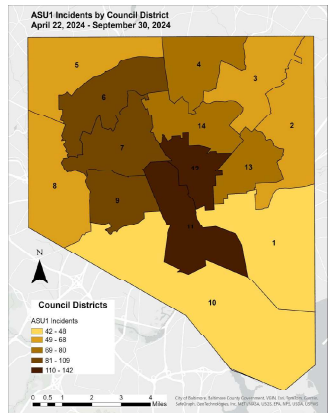
BLS – Basic Life Support



## CHASE CAR PILOT PROGRAM

April 22, 2024 – September 30, 2024

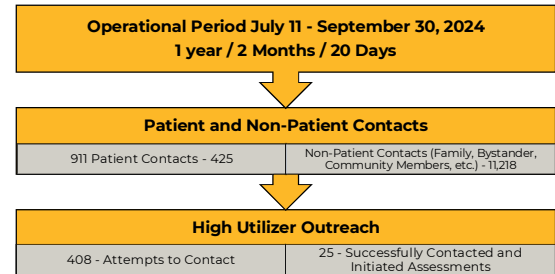
Date 4.22.24-9.30.24	# of Incidents
ALS Upgrade- Transport	505
ALS Care Provided- Transfer Care to an ALS Transport Unit	127
BLS Downgrade	7
ALS Care Provided- Termination of Resuscitation	15
Refusal or Presumed Deceased on Arrival	56
Stand-By	2
Cancelled/ALS Not Needed/False	421



## BALTIMORE CITY FIRE DEPARTMENT- POPULATION HEALTH



## BCFD COMMUNITY PARAMEDIC-DATA



## BCFD COMMUNITY PARAMEDIC - METRICS



POPULATION  
HEALTH  
AWARENESS  
TOTALS:  
**1459 EVENTS**  
**232 HOURS**



FENTANYL  
TEST STRIPS:  
**433**  
XYLAZINE  
TEST STRIPS:  
**177**



OUTSIDE  
AGENCY  
PROGRAM  
REFERRALS:  
**302**



TOTAL  
RESOURCES  
DISTRIBUTED  
(FOOD, WATER,  
CLOTHING,  
WOUND KITS,  
ETC.):  
**3, 725**

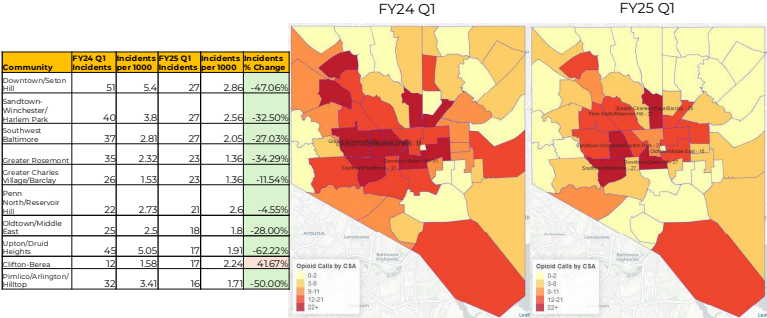


HOMEBOUND  
COVID-19  
VACCINATIONS:  
**1,185**

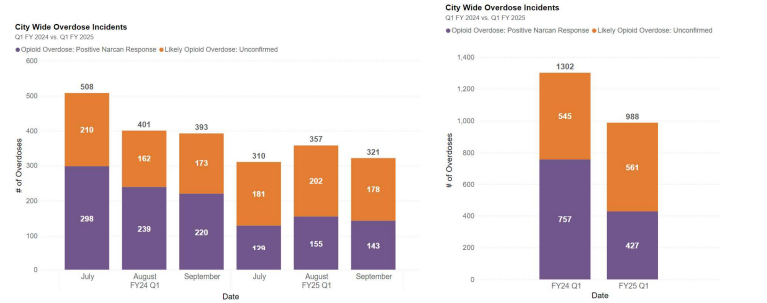
## BCFD POPULATION HEALTH- Leave Behind Naloxone: Totals

**Total Leave Behind  
Naloxone Kits Distributed-**  
**11,140 Kits =**  
**22,280 Doses**

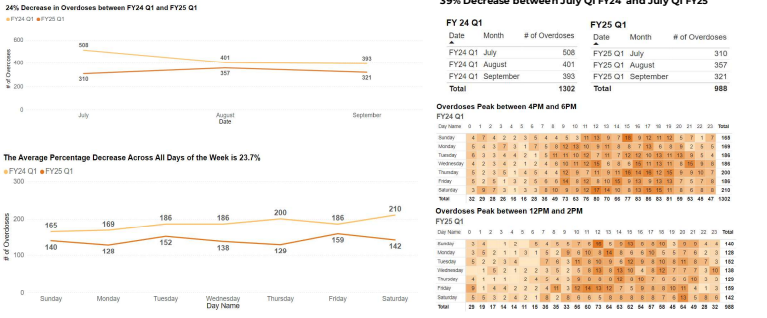
CITY WIDE OVERDOSES\*
Q1 FY 2024 vs. Q1 FY 2025



CITY WIDE OVERDOSES
Q1 FY 2024 vs. Q1 FY 2025



CITY WIDE OVERDOSES
Q1 FY 2024 vs. Q1 FY 2025



Thank You

City of Baltimore logo and Brandon M. Scott Mayor