



BALTIMORE CITY COUNCIL BUDGET & APPROPRIATIONS COMMITTEE

Mission Statement

The Budget and Appropriations Committee (BA) is responsible for ensuring taxpayer dollars are expended prudently and equitably. BA will exercise regular oversight of the funding and spending practices of City agencies, the City's budget, expenditures, loans, and other financial matters. The committee's areas of jurisdiction include all budgets & appropriations, taxation, financial services, consumer protection, audits, and the Comptroller's Office.

The Honorable Danielle McCray

CHAIR

PUBLIC HEARING

Tuesday, August 26, 2025

9:30AM

CLARENCE "DU" BURNS COUNCIL CHAMBERS

LO25-0002

Title: American Rescue Plan Act (ARPA)

CITY COUNCIL COMMITTEES

BUDGET AND APPROPRIATIONS (BA)

Danielle McCray - Chair
Isaac "Yitzy" Schleifer – Vice Chair
Sharon Green Middleton
Paris Gray
Antonio Glover

Staff: Paroma Nandi (410-396-0271)

PUBLIC SAFETY (PS)

Mark Conway - Chair
Zac Blanchard – Vice Chair
Danielle McCray
Isaac "Yitzy" Schleifer
Paris Gray
Phylicia Porter
Antonio Glover

Staff: Ethan Navarre (410-396-1266)

HOUSING AND ECONOMIC DEVELOPMENT (HCD)

James Torrence – Chair
Odette Ramos – Vice Chair
Zac Blanchard
Jermaine Jones
Antonio Glover

Staff: Anthony Leva (410-396-1091)

PUBLIC HEALTH AND ENVIRONMENT (PHE)

Phylicia Porter - Chair
Mark Conway - Vice Chair
Mark Parker
Ryan Dorsey
James Torrence
John Bullock
Odette Ramos

Staff: Marguerite Currin (443-984-3485)

LABOR AND WORKFORCE (LW)

Jermaine Jones – Chair
James Torrence – Vice Chair
Danielle McCray
Ryan Dorsey
Phylicia Porter

Staff: Juliane Jemmott (410-396-1268)

LAND USE AND TRANSPORTATION

Ryan Dorsey – Chair
Sharon Green Middleton – Vice Chair
Mark Parker
Paris Gray
John Bullock
Phylicia Porter
Zac Blanchard

Staff: Anthony Leva (410-396-1091)

EDUCATION, YOUTH AND OLDER ADULT (EYOA)

John Bullock – Chair
Mark Parker – Vice Chair
Sharon Green Middleton
James Torrence
Zac Blanchard
Jermaine Jones
Odette Ramos

Staff: Juliane Jemmott (410-396-1268)

LEGISLATIVE INVESTIGATIONS (LI)

Isaac "Yitzy" Schleifer - Chair
Antonio Glover – Vice Chair
Ryan Dorsey
Sharon Green Middleton
Paris Gray

Staff: Ethan Navarre (410-396-1266)



Meeting: Legislative Oversight Hearing

Committee: Budget & Appropriations

LO 25-0002

Title: American Rescue Plan Act (ARPA)

Sponsor: Councilmember McCray

Introduced: January 13, 2025

For the purpose of calling for quarterly financial oversight hearings regarding the management, disbursement and status of \$641 million in federal funding from the American Rescue Plan Act (ARPA) State and Local Fiscal Relief Funds to the City of Baltimore.

REPORTING AGENCIES

Agency	Report
Mayor's Office of Recovery Programs (MORP)	PowerPoint

BACKGROUND

The American Rescue Plan Act (ARPA)

The Mayor's Office of Recovery Programs (MORP) was established in July 2021 to administer the \$641.1 million in one-time funding allocated to the City of Baltimore through the Coronavirus State and Local Fiscal Recovery Funds (SLFRF) program authorized by the American Rescue Plan Act (ARPA). Funding was obligated to city agencies, quasi-government agencies, and nonprofits responding to the COVID-19 pandemic and its adverse economic effects using guiding principles that focused on impact, transparency, equity, accountability, and responsibility. ⁱ

3rd Quarter Hearing Summary – ARPA Overview

MORP obligated 100% of the APRA funds prior deadline of December 31, 2024. All funded projects are being monitored by MORP to ensure funds are expended by the deadline of December 31, 2026. MORP is closely monitoring capital projects that may be impacted by implemented or proposed tariffs that may increase costs, disrupt supply chains, and cause delays.

During the presentation MORP highlighted organizations expending less than 50% of their obligated funds. In the most recent agency report only five agencies have less than 50% spent, however, all projects are underway.

Organization	Obligations	Expenditures	Percent Expended
Baltimore City – City Services	\$3,961,259	\$722,722	24.4%
	The focus of this agreement includes the following: 311 requests and completing core city services; ADA ramps downtown, Street Maintenance and Traffic Safety, Trash Collection Cleanup, and Tree Trimming and Removal.		
Baltimore City Dept of Transportation	\$13,100,000	\$5,656,458	43.2%
	The largest portion of this grant is the construction of ADA ramps, and the remainder is sidewalk repairs.		
Mayor’s Office of Performance and Innovation	\$1,640,000	\$742,202	45.3%
	Increased the obligation by \$500,000 in December 2024 to fund 3 additional staff. All 6 members have been hired and onboarded to work on key initiatives that include Data Platform Infrastructure, CitiStat Expansion, and Performance Management.		
Quasi – Baltimore City Board of School Commissioners	\$8,189,820	\$3,000,000	37%
	Dedicated for capital projects that include AC installation.		
Quasi – Enoch Pratt Free Library	\$15,200,000	\$5,582,591	37%
	A significant portion of the grant is dedicated to capital improvement projects and advancing digital equity.		

Following the Q3 briefing, MORP submitted committee requests that showed how the city structured their investment decisions through a racial and economic equity lens. Baltimore was recognized as the third highest performing jurisdiction to advance racial and economic equity. Additionally, MORP provided a comprehensive list of all staff in ARPA funded positions. The list updated as of March 2025 showed that only 6 formerly ARPA funded positions were absorbed into the General Fund in FY 2026. There are several other ARPA positions funded only until December 31, 2025, with a few of those positions moving to another grant source. The majority of ARPA funded positions listed are funded until December 31, 2026.

ARPA Recovery Reports

MORP must prepare and submit an annual Recovery Plan and quarterly reports to the U.S. Department of Treasury. In addition, each month, MORP prepares and submits a report to the Baltimore City Council in accordance with Council Bill 21-0121. All reports are available on MORP's website here: <https://arp.baltimorecity.gov/recovery-reports>.ⁱⁱ

Opioid Restitution Fund

Although LO25-0002 is specifically related to the ARPA funding, MORP provided a brief update on the Opioid Restitution Fund at the previous legislative oversight hearing.

The Executive Order Issued by Mayor Scott on August 29, 2024, established the City's approach to managing opioid restitution funds. As of June 2025, the City has reached settlements totaling more than \$402.5 million (before legal fees and repayment of litigation costs). MORP is administering the funds, while Baltimore City's Mayor's Office of Overdose Response (BCMOOR) is responsible for the City's strategic response to the overdose epidemic.ⁱⁱⁱ

During the 3rd Quarter Hearing, MORP reported that only 11.4% of their FY 2025 Supplemental for Opioid Administration was expended. Additionally, they reported that the FY 2025 Supplemental for the 22 Named Entities of \$10 million, only 1.7% was expended and they are anticipating carryover into the next fiscal year. MORP is working towards the goal of having signed grant agreements with the named entities by July 1, 2025. Following the Q3 briefing, MORP submitted committee request detailing funding going out to all the named entities in the initial disbursement in FY 2025 of \$14,643,000 and the anticipated disbursement to multiple agencies in FY 2026 of \$36,726,794.

ADDITIONAL INFORMATION

Fiscal Note:

The legislative oversight hearing on ARPA has no estimated financial impact. However, the details below provide an overview of MORP's operating budget.

In Fiscal 2022, the Mayor's Office of Recovery Programs was established for the purposes of administering funding received by the City for the American Rescue Plan Act (ARPA). ARPA provided \$641,170,126 in one-time funds in response to the COVID-19 health emergency and its negative economic impacts. These funds are not reflected in the FY 26 operating budget for MORP.

As of June 2025, MORP reports that they have expended \$473.4 million, which is 73.8% of ARPA funding. All funds must be expended by December 31, 2026.

The approved FY 2026 Budget for the Mayor’s Office of Recovery Programs consists only of special revenue from the Opioid Restitution Funds^{iv}:

Service	Fiscal 2025 Supplemental	Fiscal 2026
916: Opioid Restitution Administration	\$270,000	\$589,399
917: Opioid Grants-Named Organizations	\$10,000,000	\$17,400,000

Service 916 represents the cost of administering the programming for the Opioid Restitution Fund and the cost of the operations manager. Service 917 represents the funding that is paid out annually to the 22 community-based organizations named in the settlement. ^v

Analysis by: Paroma Nandi

Direct Inquiries to: Paroma Nandi
443-890-0839

Analysis Date:8/22/2025

Information Source(s):

ⁱ <https://arp.baltimorecity.gov/>

ⁱⁱ <https://baltopi.shinyapps.io/ARPA-dashboard/>

ⁱⁱⁱ <https://health.baltimorecity.gov/substance-use/opioid-restitution-fund>

^{iv} City of Baltimore Ordinance 25-025 Council Bill 25-0060

^v <https://bbmr.baltimorecity.gov/sites/default/files/upload/FY2026%20Agency%20Detail%20Volume%20II.pdf>



Brandon M. Scott
Mayor

Performance and Oversight Hearing

AUGUST 26, 2025



MAYOR'S OFFICE OF
RECOVERY
PROGRAMS
BALTIMORE CITY




arp.baltimorecity.gov



[@recoverbmore](https://twitter.com/recoverbmore)

Overview



Expenditures and Obligations Across ARPA Portfolio

\$641.1M
Obligated

100% of ARPA funding has been obligated through June 2025



\$473.4M
Expended

73.8% of ARPA funding has been expended through June 2025



Fully Expended Grants



Organization Type	Number Fully Expended	Total Budget	Total Expenditures
City Agency	13	\$48,652,494	\$48,652,494
Quasi-Governmental	10	\$58,396,501	\$58,396,501
Nonprofit	42	\$40,635,612	\$40,635,612
Total	65	\$147,684,607	\$147,684,607

Data as of June 30, 2025

Modified Commitments


These modified commitments represent all modifications approved in the most recent quarter.

Organization	Updated Obligation Amount	Percent Expended
Direct Care Workers	\$1,978,500	100%
No Boundaries Coalition	\$610,000	100%
Uplands (DHCD)	\$11,996,301.01	100%
City Services	\$3,961,259.20	24.4%

Data as of June 30, 2025



Expenditures by Organization



Expenditures by Organization | City Agencies | 1 of 2

Organization	Obligations	Expenditures	Percent Expended
Baltimore City – City Services	\$3,961,259	\$722,722	24.4%
Baltimore City - General Fund Restoration	\$1,097,134	\$1,097,134	100%
Baltimore City – Labor Incentives	\$4,786,000	\$4,786,000	100%
Baltimore City – Vaccine Incentives	\$10,444,760	\$10,444,760	100%
Baltimore City Dept of General Services	\$36,346,070	\$18,912,788	52.0%
Baltimore City Dept of Housing and Community Development	\$66,992,730	\$48,527,306	72.4%
Baltimore City Dept of Planning	\$28,017,904	\$23,231,749	82.9%
Baltimore City Dept of Public Works	\$9,919,780	\$8,640,759	87.1%
Baltimore City Dept of Transportation	\$13,100,000	\$5,656,458	43.2%
Baltimore City Fire Department	\$5,334,150	\$4,032,665	75.6%
Baltimore City Health Department	\$44,396,785	\$38,543,140	86.8%

Data as of June 2025



Expenditures by Organization | City Agencies | 2 of 2

Organization	Obligations	Expenditures	Percent Expended
Baltimore City Information & Technology	\$37,600,000	\$24,833,689	66.0%
Baltimore City Recreation and Parks	\$58,408,681	\$30,616,840	52.4%
Mayor's Office – Digital Services	\$2,100,000	\$1,625,557	77.4%
Mayor's Office of Children and Family Success	\$2,000,000	\$2,000,000	100%
Mayor's Office of Employment Development	\$30,000,000	\$27,283,473	90.9%
Mayor's Office of Homeless Services	\$76,500,000	\$50,207,565	65.6%
Mayor's Office of Immigrant Affairs	\$3,988,078	\$3,988,078	100%
Mayor's Office of Neighborhood Safety and Engagement	\$40,500,000	\$27,807,199	68.7%
Mayor's Office of Performance and Innovation	\$1,640,000	\$742,202	45.3%
Mayor's Office of Recovery Programs	\$17,000,000	\$12,068,647	71.0%
City Agency Totals	\$494,133,331	\$345,768,731	70.0%

Data as of June 2025




Expenditures by Organization | Quasi-Gov & Nonprofits

Organization	Obligations	Expenditures	Percent Expended
Quasi - Baltimore City Board of School Commissioners	\$7,088,656	\$3,000,000	42.3%
Quasi - Baltimore Civic Fund – ERF	\$8,300,000	\$8,300,000	100%
Quasi - Baltimore Civic Fund – Artist Relief & Artscape	\$2,100,000	\$2,100,000	100%
Quasi - Baltimore Development Corporation - ERF	\$11,025,042	\$11,025,042	100%
Quasi - Baltimore Hotel Corporation	\$989,000	\$989,000	100%
Quasi - Baltimore Office of Promotion and the Arts – ERF & Artscape	\$1,000,000	\$1,000,000	100%
Quasi - Baltimore Public Markets Corporation	\$7,917,957	\$7,177,957	90.7%
Quasi - Enoch Pratt Free Library	\$4,400,000	\$2,182,225	49.6%
Quasi - Family League of Baltimore – ERF	\$2,000,000	\$2,000,000	100%
Quasi - Housing Authority of Baltimore City	\$27,419,559	\$25,969,559	94.7%
Quasi - Live Baltimore	\$2,033,943	\$2,033,943	100%
Quasi - Visit Baltimore - ERF	\$2,500,000	\$2,500,000	100%
Quasi - Visit Baltimore	\$4,000,000	\$2,000,000	50%
Nonprofit - Nonprofit Investments	\$66,262,638	\$57,375,750	86.6%
Quasi and Nonprofit Totals	\$147,036,795	\$127,653,476	86.8%

Data as of June 2025



City Agencies Expending Less Than 50%



Department of Transportation | FY25

43.2%
Expended

- DOT will reconstruct 1,400 sidewalk ramps
 - 628 ramps have been completed as of June 2025.
 - Contractors on track for completion by June 2026.
- DOT will replace 61,000 square feet of sidewalk
 - 21,541 sq. ft. completed as of June 2025.
 - Contractors on track for completion by December 2025.
- Funding is also included for construction inspection services.

Description	Budget	Expenditures
ADA Ramp Reconstruction	\$12,301,200	\$5,467,670
Sidewalk Repair	\$798,800	\$188,788
Total	\$13,100,000	\$5,656,458

Data as of June 2025

Office of Performance and Innovation | FY25

45.3%
Expended

- All six team members have been onboarded and are actively contributing to key initiatives:
- **Data Platform Infrastructure:** Advancing cloud data warehouse and related tools including the DGS warehouse build.
- **CitiStat Expansion:** Increasing capacity by launching seven new CitiStat programs, growing the total from 9 to 16.
- **Performance Management:** Assisting with agency metrics development and facilitating quarterly data collection and reporting.

Description	Budget	Expenditures
Administration	\$1,640,000	\$742,202
Total	\$1,640,000	\$742,202

Data as of June 2025

City Services | FY25



24.4%
Expended

This interagency agreement with DOF will address the backlog of core City service requests that accumulated due in part to the COVID-19 pandemic.


- ADA Ramps in the Downtown Campus (\$656,000) – Complete
 - 56 ramps reconstructed
- Street Maintenance and Traffic Safety (\$840,000) - in planning with DOT
- Trash Collection and Clean Up (\$1,333,347.78)
 - Charm City Clean Up –In Cluster 8 of 17 (Aug 25th-29th)
- Tree Trimming and Removal (\$1,000,000) - in planning with BCRP

Description	Budget	Expenditures
City Services	\$3,961,259	\$722,722
Total	\$3,961,259	\$722,722

Data as of June 2025



Quasi-Government Organizations Expending Less Than 50%



Baltimore City Board of School Commissioners | FY25

37%
Expended



- MerVo HS Football Field
Turf: construction will begin in October 2025.
- Northwestern HS Air Conditioning Installation: 128 classrooms plus the library and cafeteria now have permanent AC.
- City Springs Replacement Building and Edmondson HS Career & Technical Education Renovations
Design Services: Design under way, targeting completion by December 2025.

Description	Budget	Expenditures
Capital Design Services and Renovations	\$8,189,820	\$3,000,000
Total	\$8,189,820	\$3,000,000

Data as of June 2025

Enoch Pratt Free Library | FY25


37%
Expended

- All 7 ARPA-funded Digital Navigators have been hired and are providing one-on-one technical support to library visitors.
- Reimagining Indoor Computer Spaces: Walbrook location complete. Work at Herring Run has started. There are 7 sites, scheduled to be completed by Fall 2025.
- Expanding Outdoor Public Wi-Fi Spaces: Design (lighting, seating, etc.) procurement in progress for 4 sites total.
- Pratt Anywhere: Started collections and equipment procurement. Planning underway for 3 satellite locations.
- HVAC: Construction completed at Northwood and Brooklyn. The remaining four branches to be completed by October 31, 2025.


Description	Budget	Expenditures
Advancing Digital Equity - Assistance to Non-Profits	\$2,567,833	\$1,256,280
Advancing Digital Equity - Engagement and Navigation	\$1,095,000	\$475,401
Advancing Digital Equity - Pratt Anywhere	\$737,167	\$450,544
DGS: HVAC Repair and Replacement in Libraries	\$10,800,000	\$3,400,366
Total	\$15,200,000	\$5,582,591

Data as of June 2025

APPENDIX



Nonprofits Expenditure Overview



Expenditures by Organization | Nonprofits

Organization	Obligations	Expenditures	Percent Expended
1199 SEIU	\$2,000,000	\$2,000,000	100%
Aequo Foundation	\$2,000,000	\$2,000,000	100%
Ahavas Chaim Inc	\$469,113	\$469,113	100%
American Communities Trust, Inc.	\$2,250,000	\$2,250,000	100%
Artspace	\$137,959	\$137,959	100%
B'More Clubhouse	\$500,000	\$500,000	100%
B360	\$1,250,000	\$1,250,000	100%
Baltimore Bikur Cholim	\$285,000	\$285,000	100%
Baltimore City Community College Foundation	\$550,000	\$428,579	87.7%
Baltimore Corps Inc. - Sustainable Employment	\$371,000	\$371,000	100%
Baltimore Corps Inc. - HBCU Fellowship	\$3,250,000	\$2,000,000	61.5%
Baltimore Museum of Art	\$500,000	\$125,000	25%
Baltimore Safe Haven	\$500,000	\$500,000	100%
Banner Neighborhoods	\$950,000	\$950,000	100%
Bethel Outreach	\$1,250,000	\$1,250,000	100%
Black Yield Institute	\$718,750	\$718,750	100%
CASH Campaign of Maryland	\$4,800,000	\$4,800,000	100%
Chesapeake Shakespeare Company	\$275,000	\$275,000	100%
CollegeBound	\$2,000,000	\$1,000,000	50%

Data as of June 2025



Expenditures by Organization | Nonprofits

Organization	Obligations	Expenditures	Percent Expended
City Dibs	\$500,000	\$500,000	100%
Downtown Partnership – Small Business Assistance	\$1,600,000	\$1,600,000	100%
Downtown Partnership – Downtown Rise	\$4,000,000	\$2,000,000	50%
Druid Heights CDC	\$300,000	\$300,000	100%
Everyman Theatre	\$1,000,000	\$1,000,000	100%
FreeState Justice	\$470,000	\$453,989	96.6%
Greater Baltimore Urban League	\$1,000,000	\$890,348	89.0%
Green & Healthy Homes Initiative	\$2,500,000	\$2,500,000	100%
Healthy Neighborhoods, Inc.	\$162,041	\$64,816	40%
HeartSmiles	\$250,000	\$250,000	100%
International Rescue Committee	\$325,000	\$325,000	100%
Keys Empowers	\$1,000,000	\$1,000,000	100%
Leadenhall Baptist Church	\$200,000	\$200,000	100%
Ministers' Conference Empowerment Center CDC	\$859,322	\$859,322	100%
Maryland Volunteer Lawyers for the Arts	\$250,000	\$219,005	87.6%
Neighborhood Housing Services	\$2,800,000	\$2,800,000	100%
No Boundaries Coalition	\$610,000	\$610,000	100%
North East Housing Initiative	\$300,000	\$300,000	100%
Omega Baltimore Foundation Inc.	\$260,000	\$260,000	100%
Parity Baltimore Incorporated	\$700,000	\$700,000	100%

Data as of June 2025


Expenditures by Organization | Nonprofits

Organization	Obligations	Expenditures	Percent Expended
Parks and People	\$700,000	\$700,000	100%
Penn Ave Black Arts & Entertainment District	\$1,000,000	\$939,535	94.0%
Pro Bono Resource Center of Maryland	\$700,000	\$700,000	100%
Project PLASE	\$3,500,000	\$2,979,771	85.1%
ReBUILD	\$2,000,000	\$2,000,000	100%
Rebuilding Together Baltimore	\$575,000	\$575,000	100%
Soccer Without Borders	\$450,000	\$450,000	100%
South Baltimore Community Land Trust	\$450,000	\$450,000	100%
Southeast CDC	\$2,500,000	\$1,869,440	74.8%
Southwest Partnership	\$500,000	\$500,000	100%
The B&O Railroad Museum	\$185,000	\$83,137	44.9%
The Pride Center of Maryland	\$250,000	\$250,000	100%
United Way of Central Maryland	\$4,500,000	\$3,375,000	75.0%
University Partners	\$2,248,985	\$823,321	36.6%
Urban Strategies, Inc. Baltimore	\$1,631,969	\$1,631,969	100%
Volo Kids Foundation	\$1,000,000	\$1,000,000	100%
Walters Art Museum	\$500,000	\$477,197	95.4%
Wide Angle Youth Media	\$450,000	\$450,000	100%
Nonprofit Totals	\$66,262,638	\$57,375,750	86.6%

Data as of June 2025.



Q/A



CITY OF BALTIMORE

BRANDON SCOTT – MAYOR
ZEKE COHEN - COUNCIL PRESIDENT



OFFICE OF COUNCIL SERVICES
NANCY MEAD – DIRECTOR
100 N. HOLIDAY STREET
BALTIMORE MD, 21202

HEARING NOTES

Legislative Oversight: LO25-0002

Title: ARPA

Committee: Budget & Appropriations

Chaired by: Danielle McCray

Hearing Date: 8/26/2025

Time (Beginning): 09:36 AM

Time (Ending): 09:52 AM

Location: Du Burns Council Chamber / Webex

Total Attendance: Approximately 15

Committee Members in Attendance: Danielle McCray

Paris Gray

Bill Synopsis in the file? ☒ YES ☐ NO ☐ N/A
Attendance sheet in the file? ☒ YES ☐ NO ☐ N/A
Agency reports read? ☒ YES ☐ NO ☐ N/A
Hearing televised or audio-digitally recorded? ☒ YES ☐ NO ☐ N/A
Certification of advertising/posting notices in the file? ☐ YES ☐ NO ☒ N/A
Evidence of notification to property owners? ☐ YES ☐ NO ☒ N/A
Final vote taken at this hearing? ☐ YES ☐ NO ☒ N/A
Motioned by:
Seconded by:
Final Vote:

Major Speakers

(This is not an attendance record.)

- Shamiah Kerney, Deputy City Administrator

CITY OF BALTIMORE

BRANDON SCOTT – MAYOR

ZEKE COHEN - COUNCIL PRESIDENT



OFFICE OF COUNCIL SERVICES

NANCY MEAD – DIRECTOR

100 N. HOLIDAY STREET

BALTIMORE MD, 21202

Major Issues Discussed

Chair McCray opened the hearing, introduce LO25-0002 and the MORP office presenting.

- Chair noted that technical difficulties may cause a streaming issue, however, hearing is recorded and will be available on Charm TV.

Deputy City Administrator Shamiah Kerney gave a presentation for the Mayor's Office of Recovery Programs regarding the ARPA funding [See PowerPoint in Bill File].

- Highlighted projects with expenditures below 50% and plans on spending projects down before the deadline of December 31, 2026.
- (Noted an error on the Baltimore City Board of School Commissioner's slide – should be 42% expended instead of 37%)

Concluding the presentation, Chair McCray asked the following questions:

What deliverables will be completed by next quarter's report under MOPI given \$500K obligated in December 2024 for MOPI for the 6 additional staff. DCA responded with some of the strategic plans that included:

- Updating agency performance plans
- Creating a dashboard that would provide metrics on performance planning
- In-depth conversations with agencies (CitiStat) – launching 7 new CitiStat Programs
- Developing a data dictionary
- Developing the Annual Plan produced by CitiStat

How many of the CitiStat programs will start launching. DCA noted that launches for these programs have already begun, and a schedule is available. Chair McCray requested that Council be provided with that schedule.

Councilman Gray had a following question regarding the sidewalk repairs. For clarification purposes can citizens still put in requests for these reconstructions or fixes or is there already a list. DCA noted there is already a listing. Josh Wilson, Project Manager confirmed that DOT selects the locations for both ADA ramps and for sidewalks – this is based on criteria outline in the Complete Streets Manual. The Manual outlines priority for safety, quality, service requests, and community input. Councilman Gray requests a comprehensive list and breakdown of district for ADA ramps and Sidewalks.

Chair McCray thanked the agency and recessed the hearing.

Further Study

Was further study requested?

☒ Yes ☐ No

If yes, describe.

Committee Member	Request	Requested Agency
Chair McCray	Provide the schedule of CitiStat Program Launch (growing from 9 to 16).	MORP/MOPI
Gray	Provide a comprehensive list and a break down by Council District for DOT selected projects under ARPA for (1) ADA Ramp Reconstruction and (2) Sidewalk Repairs	MORP/DOT

Committee Vote:N/A

Chair: Choose an item.
Vice Chair: Choose an item.
Member: Choose an item.
Member: Choose an item.
Member: Choose an item.
Member: Choose an item.
Member: Choose an item.

Paroma Nandi, Committee Staff

Date: 8/26/2025

Cc: Bill File



Baltimore City Council Committee Hearing Attendance Record

Subject: ARPA – Quarterly Briefing	LO#: LO25-0002
Committee Budget & Appropriations	Chair: Danielle McCray
Date: 8/26/2025	Time: 9:30 AM

Location: Clarence "Du" Burns Council Chamber

PLEASE PRINT CLEARLY

NO PUBLIC TESTIMONY

First Name	Last Name	Address / Organization / Email	What is your position on this bill?		Lobbyist: Are you registered in the City?*	
			For	Against	Yes	No
John	Doe	400 N. Holliday St. Johndoenbmore@yahoo.com	✓	✓	✓	✓

*NOTE: IF YOU ARE COMPENSATED OR INCUR EXPENSES IN CONNECTION WITH THIS BILL, YOU MAY BE REQUIRED BY LAW TO REGISTER WITH THE CITY ETHICS BOARD AS A LOBBYIST. REGISTRATION CAN BE DONE ONLINE AND IS A SIMPLE PROCESS. FOR INFORMATION VISIT: [HTTPS://ETHICS.BALTIMORECITY.GOV/](https://ethics.baltimorecity.gov/) OR CALL: 410-396-4730