



# **BALTIMORE CITY COUNCIL BUDGET & APPROPRIATIONS COMMITTEE**

## **Mission Statement**

*The Budget and Appropriations Committee is responsible for ensuring taxpayer dollars are expended prudently and equitably. BA will exercise regular oversight of the funding and spending practices of City agencies, the City's budget, expenditures, loans, and other financial matters. The committee's areas of jurisdiction include all budgets & appropriations, taxation, financial services, consumer protection, audits, and the Comptroller's Office.*

**The Honorable Danielle McCray**

**CHAIR**

**PUBLIC HEARING**

**Tuesday, May 12, 2026**

**10:00 AM**

**CLARENCE "DU" BURNS COUNCIL CHAMBERS**

***LO25-0002***

***American Rescue Plan Act (ARPA)***

# City Council Committees

## **BUDGET AND APPROPRIATIONS**

Danielle McCray - Chair  
Isaac “Yitzy” Schleifer – Vice Chair  
Sharon Green Middleton  
Paris Gray  
Antonio Glover

*Staff: Paroma Nandi  
(Paroma.Nandi@baltimorecity.gov)*

## **PUBLIC SAFETY**

Mark Conway - Chair  
Zac Blanchard – Vice Chair  
Danielle McCray  
Isaac “Yitzy” Schleifer  
Paris Gray  
Phylicia Porter  
Antonio Glover

*Staff: Ethan Navarre  
(Ethan.Navarre@baltimorecity.gov)*

## **HOUSING AND ECONOMIC DEVELOPMENT**

James Torrence – Chair  
Odette Ramos – Vice Chair  
Zac Blanchard  
Jermaine Jones  
Antonio Glover

*Staff: Anthony Leva  
(Anthony.Leva@baltimorecity.gov)*

## **PUBLIC HEALTH AND ENVIRONMENT**

Phylicia Porter - Chair  
Mark Conway - Vice Chair  
Mark Parker  
Ryan Dorsey  
James Torrence  
John Bullock  
Odette Ramos

*Staff: Marguerite Currin  
(Marguertie.Currin@baltimorecity.gov)*

## **LEGISLATIVE INVESTIGATIONS**

Isaac “Yitzy” Schleifer - Chair  
Antonio Glover – Vice Chair  
Ryan Dorsey  
Sharon Green Middleton  
Paris Gray

*Staff: Ethan Navarre  
(Ethan.Navarre@baltimorecity.gov)*

## **LAND USE AND TRANSPORTATION**

Ryan Dorsey – Chair  
Sharon Green Middleton – Vice Chair  
Mark Parker  
Paris Gray  
John Bullock  
Phylicia Porter  
Zac Blanchard

*Staff: Anthony Leva  
(Anthony.Leva@baltimorecity.gov)*

## **LABOR AND WORKFORCE**

Jermaine Jones – Chair  
James Torrence – Vice Chair  
Danielle McCray  
Ryan Dorsey  
Phylicia Porter

*Staff: Juliane Jemmott  
(Juliane.Jemmott@baltimorecity.gov)*

## **EDUCATION, YOUTH AND OLDER ADULT**

John Bullock – Chair  
Mark Parker – Vice Chair  
Sharon Green Middleton  
James Torrence  
Zac Blanchard  
Jermaine Jones  
Odette Ramos

*Staff: Juliane Jemmott  
(Juliane.Jemmott@baltimorecity.gov)*

## **CHARTER REVIEW SPECIAL COMMITTEE**

Ryan Dorsey - Chair  
John Bullock - Vice Chair  
Zac Blanchard  
Jermaine Jones  
Odette Ramos

*Staff: Ethan Navarre (Ethan.Navarre@baltimorecity.gov)*



## **BUDGET & APPROPRIATIONS COMMITTEE**

**The Honorable Danielle McCray**  
CHAIR

### **Legislative Oversight Hearing**

*LO25-0002*

*American Rescue Plan Act (ARPA)*

---

Purpose of calling for quarterly financial oversight hearings regarding the management, disbursement and status of \$641 million in federal funding from the American Rescue Plan Act (ARPA) State and Local Fiscal Relief Funds to the City of Baltimore.

---

### ***REPORTING AGENCIES***

- **Mayor's Office of Recovery Programs (MORP)**
- 

### ***BACKGROUND***

#### **The American Rescue Plan Act (ARPA)**

The Mayor's Office of Recovery Programs (MORP) was established in July 2021 to administer the \$641.1 million in one-time funding allocated to the City of Baltimore through the Coronavirus State and Local Fiscal Recovery Funds (SLFRF) program authorized by the American Rescue Plan Act (ARPA). Funding was obligated to city agencies, quasi-government agencies, and nonprofits responding to the COVID-19 pandemic and its adverse economic effects using guiding principles that focused on impact, transparency, equity, accountability, and responsibility.

MORP has noted that 89.5% of ARPA funding has been expended through March 2026. Additionally, their report highlights the most recent modified commitments and agencies that have expended less than 75% (City Services, Office of Performance and Innovation, Downtown Partnership of Baltimore, Live Baltimore, and University Partners).

#### **ARPA Recovery Reports**

MORP must prepare and submit an annual Recovery Plan and quarterly reports to the U.S. Department of Treasury. In addition, each month, MORP prepares and submits a report to the Baltimore City Council in accordance with Council Bill 21-0121. All reports are available on MORP's website here: <https://arp.baltimorecity.gov/recovery-reports>.

---

***FISCAL NOTE***

The deadline to fully expend ARPA funding is December 31, 2026. The Legislative Oversight 25-0002 has no estimated financial impact, but the purpose is to ensure the funding is spent efficiently, effectively, and in compliance.

---

Analysis by: Paroma Nandi  
Analysis Date: 5/8/2026

Direct Inquiries to: [Paroma.Nandi@baltimorecity.gov](mailto:Paroma.Nandi@baltimorecity.gov)

# BALTIMORE CITY COUNCIL



## BUDGET & APPROPRIATIONS COMMITTEE

*LO25-0002*

*American Rescue Plan Act (ARPA)*

# Agency Reports



**Brandon M. Scott**  
Mayor

# Hearing: LO25-0002 - Quarterly Update - ARPA

MAY 12, 2026



**MAYOR'S OFFICE OF  
RECOVERY  
PROGRAMS**  
BALTIMORE CITY




[baltimorecity.gov/morp](https://baltimorecity.gov/morp)

---



[@recoverbmore](https://twitter.com/recoverbmore)

# Overview



# Expenditures and Obligations Across ARPA Portfolio

**\$641.1M**  
**Obligated**

*100% of ARPA funding has been obligated through March 2026*



**\$574.0M**  
**Expended**

*89.5% of ARPA funding has been expended through March 2026*



# Modified Commitments | FY2026, Q3

These modified commitments represent all modifications approved in the most recent quarter.

Project	Updated Obligation Amount	Percent Expended
MOHS - Rapid Resolution & Shelter Diversion	\$1,800,461	100%
DHCD - Healthy Homes	\$2,844,927	100%
DHCD - Wealth Building	\$1,694,610	80%
DGS - HVAC in Libraries	\$10,500,000	92%
DPW - Waste Removal	\$5,011,713	65%

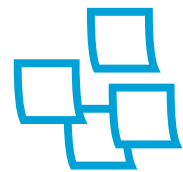
Data as of March 2026



# Expenditure Deadline and Closeout



In preparation for the expenditure deadline on December 31, 2026, the Recovery Office is **regularly completing project-by-project reviews** and **identifying projects at-risk** of not meeting the expenditure deadline.




To-date, the Recovery Office has **closed 89 grants**, including 18 City interagency agreements, 19 grant agreements with Quasi-City agencies, and 52 grant agreements with nonprofits.



The Recovery Office is providing **technical assistance to all agency partners** to assist in the closeout of ARPA subawards. The City must liquidate all financial obligations by December 31, 2026.

# Expenditures by Organization



# Expenditures by Organization | City Agencies | 1 of 2

Organization	Awarded	Expenditures	Percent Expended
Baltimore City – City Services	\$4,747,750	\$2,062,877	43.4%
Baltimore City - General Fund Restoration	\$1,097,134	\$1,097,134	100%
Baltimore City – Labor Incentives	\$4,786,000	\$4,786,000	100%
Baltimore City – Vaccine Incentives	\$10,444,760	\$10,444,760	100%
Baltimore City Dept of General Services	\$36,046,070	\$29,812,120	82.7%
Baltimore City Dept of Housing and Community Development	\$57,882,925	\$50,931,477	88.0%
Baltimore City Dept of Planning	\$27,930,000	\$25,221,803	90.3%
Baltimore City Dept of Public Works	\$11,646,493	\$9,972,042	84.1%
Baltimore City Dept of Transportation	\$13,100,000	\$9,975,835	76.2%
Baltimore City Fire Department	\$5,334,150	\$5,332,165	99.9%
Baltimore City Health Department	\$44,396,785	\$42,418,966	95.5%

Data as of March 2026



# Expenditures by Organization | City Agencies | 2 of 2

Organization	Obligations	Expenditures	Percent Expended
Baltimore City Information & Technology	\$37,600,000	\$30,902,706	82.2%
Baltimore City Recreation and Parks	\$58,408,681	\$51,301,482	87.8%
Mayor's Office – Digital Services	\$2,100,000	\$1,953,153	93.0%
Mayor's Office of Children and Family Success	\$2,000,000	\$2,000,000	100%
Mayor's Office of Employment Development	\$30,000,000	\$30,000,000	100%
Mayor's Office of Homeless Services	\$83,027,438	\$66,561,161	80.2%
Mayor's Office of Immigrant Affairs	\$3,988,078	\$3,988,078	100%
Mayor's Office of Neighborhood Safety and Engagement	\$40,500,000	\$36,657,359	90.5%
Mayor's Office of Performance and Innovation	\$1,640,000	\$1,200,831	73.2%
Mayor's Office of Recovery Programs	\$17,000,000	\$13,999,944	82.4%
<b>City Agency Totals</b>	<b>\$493,676,174</b>	<b>\$430,439,893</b>	<b>87.3%</b>

Data as of October 2025




# Expenditures by Organization | Quasi-Gov & Nonprofits

Organization	Obligations	Expenditures	Percent Expended
Quasi - Baltimore City Board of School Commissioners	\$7,088,656	\$7,088,656	100%
Quasi - Baltimore Civic Fund – ERF	\$8,300,000	\$8,300,000	100%
Quasi - Baltimore Civic Fund – Artist Relief & Artscape	\$1,964,000	\$1,964,000	100%
Quasi - Baltimore Development Corporation - ERF	\$11,025,042	\$11,025,042	100%
Quasi - Baltimore Hotel Corporation	\$989,000	\$989,000	100%
Quasi - Baltimore Office of Promotion and the Arts – ERF & Artscape	\$1,000,000	\$1,000,000	100%
Quasi - Baltimore Public Markets Corporation	\$7,917,957	\$7,917,957	100%
Quasi - Downtown Partnership – Small Business Assistance	\$1,600,000	\$1,600,000	100%
Quasi - Downtown Partnership – Downtown Rise	\$4,000,000	\$3,000,000	75%
Quasi - Enoch Pratt Free Library	\$4,400,000	\$3,609,832	82%
Quasi - Family League of Baltimore – ERF	\$2,000,000	\$2,000,000	100%
Quasi - Housing Authority of Baltimore City	\$27,419,559	\$27,419,559	100%
Quasi - Live Baltimore	\$3,033,943	\$3,033,943	100%
Quasi - Visit Baltimore - ERF	\$2,500,000	\$2,500,000	100%
Quasi - Visit Baltimore	\$4,000,000	\$3,000,000	75%
Nonprofit - Nonprofit Investments	\$60,255,796	\$59,088,679	98.1%
<b>Quasi and Nonprofit Totals</b>	<b>\$147,493,953</b>	<b>\$143,536,668</b>	<b>97.3%</b>

Data as of March 2026



# City Agencies Expending Less Than 75%



# City Services | FY2026, Q3

**43.4%**  
Expended

- Forestry (\$1,000,000)
  - 68% of budget spent
  - 2,525 trees removed and/or pruned, 77% of goal met. Targeting June 1 completion
  
- Street Maintenance & Traffic Safety (\$949,211)
  - 3 out of 5 projects complete
  - \$0 expended, but invoices for completed projects expected to be paid in May
  
- Fleet Purchases (\$786,490)
  - Will be fully expended in May

Description	Budget	Expenditures
City Services	\$4,747,750	\$2,062,877
<b>Total</b>	<b>\$4,747,750</b>	<b>\$2,062,877</b>

Data as of March 2026



# Office of Performance and Innovation | FY2026, Q3



**73.2%**  
Expended


- Funding will support six staff positions through the end of the calendar year to advance the following initiatives:
  - Support CitiStat projects
  - Develop the City's first data platform
  - Launch "tiger teams" to address high-impact operational challenges
  - Build digital tools that translate data into action (e.g., ORF Management System)

Description	Budget	Expenditures
Administration	\$1,640,000	\$1,200,831
<b>Total</b>	<b>\$1,640,000</b>	<b>\$1,200,831</b>

Data as of March 2026



# Quasi-Government Organizations Expending Less Than 75%



# Downtown Partnership of Baltimore | FY2026, Q3

**75%**  
Expended

- 96% of funds disbursed to DPOB have been spent
- 32 small businesses served through small business assistance programs (BOOST, operation storefront, façade improvement, Baltimore Culinary Exchange)
- Three grand openings downtown between February and March
- Installed metroSTOR Trash Cart Enclosure units to securely house commercial waste carts in narrow downtown alleyways to improve cleanliness

Description	Budget	Expenditures
Downtown RISE	\$4,000,000	\$3,000,000
<b>Total</b>	<b>\$4,000,000</b>	<b>\$3,000,000</b>

Data as of March 2026



# Visit Baltimore | FY2026, Q3

**75%**  
Expended

- 92% of funds received by Visit Baltimore have been spent
  - Visit Baltimore will be paid on a reimbursement basis for the remainder of their grant
- Major Citywide Events Fund has been fully spent following an extremely successful CIAA (outcome data being finalized by Visit Baltimore)
- Remaining marketing and convention financial incentives to be fully paid by Fall 2026
- National Baltimore pride campaign aired during the primetime spot for Abbott Elementary in March
- B-Side of Baltimore, community block party, and mural unveilings scheduled for May 2026

Description	Budget	Expenditures
Tourism and Convention Opportunity Fund	\$4,000,000	\$3,000,000
<b>Total</b>	<b>\$4,000,000</b>	<b>\$3,000,000</b>

Data as of March 2026



# University Partners | FY2026, Q3

**66.2%**  
Expended


- University of Baltimore continues to evaluate the impact of ARPA through Impact Indicators StoryMaps and evaluation reports.
- The Impact Indicators StoryMaps establish a baseline for where the City of Baltimore was prior to receiving ARPA funding and create a framework to track progress moving forward. Last updated in March, additional updates will be made in Fall 2026.
- Interim project evaluation reports will be published in May. Final reports to be completed by December 31, 2026.
- Based on current spend, UB will be fully expended by December 31, 2026.

Description	Budget	Expenditures
University Partners	\$2,248,985	\$1,489,508
<b>Total</b>	<b>\$2,248,985</b>	<b>\$1,489,508</b>


Data as of March 2026



# APPENDIX



# Nonprofits Expenditure Overview



# Expenditures by Organization | Nonprofits

Organization	Obligations	Expenditures	Percent Expended
1199 SEIU	\$1,978,500	\$1,978,500	100%
Aequo Foundation	\$2,000,000	\$2,000,000	100%
Ahavas Chaim Inc	\$452,613	\$452,613	100%
American Communities Trust, Inc.	\$2,250,000	\$2,250,000	100%
Artspace	\$137,959	\$137,959	100%
B'More Clubhouse	\$500,000	\$500,000	100%
B360	\$1,250,000	\$1,250,000	100%
Baltimore Bikur Cholim	\$285,000	\$285,000	100%
Baltimore City Community College Foundation	\$548,771	\$548,771	100%
Baltimore Corps Inc. - Sustainable Employment	\$371,000	\$371,000	100%
Baltimore Corps Inc. - HBCU Fellowship	\$3,250,000	\$3,250,000	100%
Baltimore Museum of Art	\$500,000	\$500,000	100%
Baltimore Safe Haven	\$500,000	\$500,000	100%
Banner Neighborhoods	\$950,000	\$950,000	100%
Bethel Outreach	\$1,250,000	\$1,250,000	100%
Black Yield Institute	\$718,750	\$718,750	100%
CASH Campaign of Maryland	\$4,800,000	\$4,800,000	100%
Chesapeake Shakespeare Company	\$275,000	\$275,000	100%
CollegeBound	\$2,000,000	\$1,750,000	87.5%

Data as of March 2026



# Expenditures by Organization | Nonprofits

Organization	Obligations	Expenditures	Percent Expended
City Dibs	\$500,000	\$500,000	100%
Druid Heights CDC	\$300,000	\$300,000	100%
Everyman Theatre	\$1,000,000	\$1,000,000	100%
FreeState Justice	\$470,000	\$470,000	100%
Greater Baltimore Urban League	\$890,348	\$890,348	100%
Green & Healthy Homes Initiative	\$2,500,000	\$2,500,000	100%
Healthy Neighborhoods, Inc.	\$162,041	\$162,041	100%
HeartSmiles	\$250,000	\$250,000	100%
International Rescue Committee	\$325,000	\$325,000	100%
Keys Empowers	\$1,000,000	\$1,000,000	100%
Leadenhall Baptist Church	\$200,000	\$200,000	100%
Ministers' Conference Empowerment Center CDC	\$859,322	\$859,322	100%
Maryland Volunteer Lawyers for the Arts	\$250,000	\$250,000	100%
Neighborhood Housing Services	\$2,800,000	\$2,800,000	100%
No Boundaries Coalition	\$610,000	\$610,000	100%
North East Housing Initiative	\$275,538	\$275,538	100%
Omega Baltimore Foundation Inc.	\$260,000	\$260,000	100%
Parity Baltimore Incorporated	\$700,000	\$700,000	100%
Parks and People	\$700,000	\$700,000	100%
Penn Ave Black Arts & Entertainment District	\$1,000,000	\$1,000,000	100%

Data as of March 2026



# Expenditures by Organization | Nonprofits

Organization	Obligations	Expenditures	Percent Expended
Pro Bono Resource Center of Maryland	\$700,000	\$700,000	100%
Project PLASE	\$3,500,000	\$3,500,000	100%
ReBUILD	\$2,000,000	\$2,000,000	100%
Rebuilding Together Baltimore	\$575,000	\$575,000	100%
Soccer Without Borders	\$450,000	\$450,000	100%
South Baltimore Community Land Trust	\$450,000	\$450,000	100%
Southeast CDC	\$2,500,000	\$2,342,360	93.7%
Southwest Partnership	\$500,000	\$500,000	100%
The B&O Railroad Museum	\$185,000	\$185,000	100%
The Pride Center of Maryland	\$250,000	\$250,000	100%
United Way of Central Maryland	\$4,245,000	\$4,245,000	100%
University Partners	\$2,248,985	\$1,489,508	66.2%
Urban Strategies, Inc. Baltimore	\$1,631,969	\$1,631,969	100%
Volo Kids Foundation	\$1,000,000	\$1,000,000	100%
Walters Art Museum	\$500,000	\$500,000	100%
Wide Angle Youth Media	\$450,000	\$450,000	100%
<b>Nonprofit Totals</b>	<b>\$60,255,796</b>	<b>\$59,088,679</b>	<b>98.1%</b>

Data as of March 2026

