



BALTIMORE CITY COUNCIL BUDGET & APPROPRIATIONS COMMITTEE

Mission Statement

The Budget and Appropriations Committee (BA) is responsible for ensuring taxpayer dollars are expended prudently and equitably. BA will exercise regular oversight of the funding and spending practices of City agencies, the City's budget, expenditures, loans, and other financial matters. The committee's areas of jurisdiction include all budgets & appropriations, taxation, financial services, consumer protection, audits, and the Comptroller's Office.

The Honorable Danielle McCray

CHAIR

PUBLIC HEARING

Tuesday, November 18, 2025

9:30AM

CLARENCE "DU" BURNS COUNCIL CHAMBERS

LO25-0002

Title: American Rescue Plan Act (ARPA)

CITY COUNCIL COMMITTEES

BUDGET AND APPROPRIATIONS (BA)

Danielle McCray - Chair
Isaac "Yitzy" Schleifer – Vice Chair
Sharon Green Middleton
Paris Gray
Antonio Glover

Staff: Paroma Nandi (410-396-0271)

PUBLIC SAFETY (PS)

Mark Conway - Chair
Zac Blanchard – Vice Chair
Danielle McCray
Isaac "Yitzy" Schleifer
Paris Gray
Phylicia Porter
Antonio Glover

Staff: Ethan Navarre (410-396-1266)

HOUSING AND ECONOMIC DEVELOPMENT (HCD)

James Torrence – Chair
Odette Ramos – Vice Chair
Zac Blanchard
Jermaine Jones
Antonio Glover

Staff: Anthony Leva (410-396-1091)

PUBLIC HEALTH AND ENVIRONMENT (PHE)

Phylicia Porter - Chair
Mark Conway - Vice Chair
Mark Parker
Ryan Dorsey
James Torrence
John Bullock
Odette Ramos

Staff: Marguerite Currin (443-984-3485)

LABOR AND WORKFORCE (LW)

Jermaine Jones – Chair
James Torrence – Vice Chair
Danielle McCray
Ryan Dorsey
Phylicia Porter

Staff: Juliane Jemmott (410-396-1268)

LAND USE AND TRANSPORTATION

Ryan Dorsey – Chair
Sharon Green Middleton – Vice Chair
Mark Parker
Paris Gray
John Bullock
Phylicia Porter
Zac Blanchard

Staff: Anthony Leva (410-396-1091)

EDUCATION, YOUTH AND OLDER ADULT (EYOA)

John Bullock – Chair
Mark Parker – Vice Chair
Sharon Green Middleton
James Torrence
Zac Blanchard
Jermaine Jones
Odette Ramos

Staff: Juliane Jemmott (410-396-1268)

LEGISLATIVE INVESTIGATIONS (LI)

Isaac "Yitzy" Schleifer - Chair
Antonio Glover – Vice Chair
Ryan Dorsey
Sharon Green Middleton
Paris Gray

Staff: Ethan Navarre (410-396-1266)



Meeting: Legislative Oversight Hearing

Committee: Budget & Appropriations

LO 25-0002

Title: American Rescue Plan Act (ARPA)

Sponsor: Councilmember McCray

Introduced: January 13, 2025

For the purpose of calling for quarterly financial oversight hearings regarding the management, disbursement and status of \$641 million in federal funding from the American Rescue Plan Act (ARPA) State and Local Fiscal Relief Funds to the City of Baltimore.

REPORTING AGENCIES

Agency	Report
Mayor's Office of Recovery Programs (MORP)	PowerPoint

BACKGROUND

The American Rescue Plan Act (ARPA)

The Mayor's Office of Recovery Programs (MORP) was established in July 2021 to administer the \$641.1 million in one-time funding allocated to the City of Baltimore through the Coronavirus State and Local Fiscal Recovery Funds (SLFRF) program authorized by the American Rescue Plan Act (ARPA). Funding was obligated to city agencies, quasi-government agencies, and nonprofits responding to the COVID-19 pandemic and its adverse economic effects using guiding principles that focused on impact, transparency, equity, accountability, and responsibility.

MORP has noted that 83.1 percent of ARPA funding has been expended through October 2025. Additionally, their report highlights the most recent modified commitments and agencies that have expended less than 75 percent (Department of Transportation, General Services, Baltimore City Information & Technology, City Services, Homeless Services, Office of Performance and Innovation, Downtown Partnership of Baltimore, Enoch Pratt Free Library, Live Baltimore, and University Partners).

4th Quarter Hearing Summary (August 26, 2025)

MORP was asked to send a follow-up response regarding the CitiStat Program and DOT ramp reconstruction and sidewalk repairs. The response is attached to this hearing packet and was previously sent to committee members.

ARPA Recovery Reports

MORP must prepare and submit an annual Recovery Plan and quarterly reports to the U.S. Department of Treasury. In addition, each month, MORP prepares and submits a report to the Baltimore City Council in accordance with Council Bill 21-0121. All reports are available on MORP's website here: <https://arp.baltimorecity.gov/recovery-reports>.

ADDITIONAL INFORMATION**Fiscal Note:**

The deadline to fully expend ARPA funding is December 31, 2026. The Legislative Oversight 25-0002 has no estimated financial impact, but the purpose is to ensure the funding is spent efficiently, effectively, and in compliance.

Analysis by: Paroma Nandi
Analysis Date: 11/14/2025

Direct Inquiries to: Paroma Nandi/443-890-0839

Baltimore City Council



Budget & Appropriations

Committee

LO25-0002

Title: ARPA

Agency Reports



Brandon M. Scott
Mayor

Hearing: L025-0002 - Quarterly Update - ARPA


NOVEMBER 18, 2025



MAYOR'S OFFICE OF
**RECOVERY
PROGRAMS**
BALTIMORE CITY




arp.baltimorecity.gov



@recoverbmore

Overview



Expenditures and Obligations Across ARPA Portfolio

\$641.1M
Obligated

100% of ARPA funding has been obligated through October 2025



\$533.0M
Expended

83.1% of ARPA funding has been expended through October 2025



25%

50%

75%

Modified Commitments | FY2026, Q2


These modified commitments represent all modifications approved in the most recent quarter.

Project	Updated Obligation Amount	Percent Expended
Greater Baltimore Urban League	\$890,348	100%
DOP - Middle Neighborhoods Developer Incentives	\$900,000	52.8%
MOHS - Housing Accelerator Fund	\$14,815,000	12.5%
MOHS - Shelter Acquisition & Operation	\$57,481,626	86.4%
DHCD - Baltimore SHINES	\$1,500,000	100%
DHCD - Tivoly Eco-Village	\$1,300,907	0%
DHCD - CPTED	\$1,364,750	96.4%
Live Baltimore - Buy Back the Block	\$3,033,942	67.0%

Data as of October 2025



Expenditures by Organization



Expenditures by Organization | City Agencies | 1 of 2

Organization	Awarded	Expenditures	Percent Expended
Baltimore City – City Services	\$3,961,259	\$1,378,722	34.8%
Baltimore City - General Fund Restoration	\$1,097,134	\$1,097,134	100%
Baltimore City – Labor Incentives	\$4,786,000	\$4,786,000	100%
Baltimore City – Vaccine Incentives	\$10,444,760	\$10,444,760	100%
Baltimore City Dept of General Services	\$36,346,070	\$24,194,909	66.6%
Baltimore City Dept of Housing and Community Development	\$58,743,287	\$49,333,533	84.0%
Baltimore City Dept of Planning	\$27,630,000	\$23,833,479	86.3%
Baltimore City Dept of Public Works	\$9,919,780	\$8,894,770	89.7%
Baltimore City Dept of Transportation	\$13,100,000	\$8,507,842	64.9%
Baltimore City Fire Department	\$5,334,150	\$4,966,168	93.1%
Baltimore City Health Department	\$44,396,785	\$40,204,549	90.6%

Data as of October 2025



Expenditures by Organization | City Agencies | 2 of 2

Organization	Obligations	Expenditures	Percent Expended
Baltimore City Information & Technology	\$37,600,000	\$27,538,225	73.2%
Baltimore City Recreation and Parks	\$58,408,681	\$45,199,004	77.4%
Mayor's Office – Digital Services	\$2,100,000	\$1,787,137	85.1%
Mayor's Office of Children and Family Success	\$2,000,000	\$2,000,000	100%
Mayor's Office of Employment Development	\$30,000,000	\$28,523,286	95.1%
Mayor's Office of Homeless Services	\$84,246,899	\$61,434,093	72.9%
Mayor's Office of Immigrant Affairs	\$3,988,078	\$3,988,078	100%
Mayor's Office of Neighborhood Safety and Engagement	\$40,500,000	\$32,801,539	81.0%
Mayor's Office of Performance and Innovation	\$1,640,000	\$955,924	58.3%
Mayor's Office of Recovery Programs	\$17,000,000	\$12,968,186	76.3%
City Agency Totals	\$493,242,983	\$394,837,338	80.0%

Data as of October 2025




Expenditures by Organization | Quasi-Gov & Nonprofits

Organization	Obligations	Expenditures	Percent Expended
Quasi - Baltimore City Board of School Commissioners	\$7,088,656	\$6,000,000	84.6%
Quasi - Baltimore Civic Fund – ERF	\$8,300,000	\$8,300,000	100%
Quasi - Baltimore Civic Fund – Artist Relief & Artscape	\$2,100,000	\$2,100,000	100%
Quasi - Baltimore Development Corporation - ERF	\$11,025,042	\$11,025,042	100%
Quasi - Baltimore Hotel Corporation	\$989,000	\$989,000	100%
Quasi - Baltimore Office of Promotion and the Arts – ERF & Artscape	\$1,000,000	\$1,000,000	100%
Quasi - Baltimore Public Markets Corporation	\$7,917,957	\$7,677,957	97.0%
Quasi - Enoch Pratt Free Library	\$4,400,000	\$2,867,163	65.2%
Quasi - Family League of Baltimore – ERF	\$2,000,000	\$2,000,000	100%
Quasi - Housing Authority of Baltimore City	\$27,419,559	\$27,419,559	100%
Quasi - Live Baltimore	\$3,033,943	\$2,033,943	67%
Quasi - Visit Baltimore - ERF	\$2,500,000	\$2,500,000	100%
Quasi - Visit Baltimore	\$4,000,000	\$3,000,000	75.0%
Nonprofit - Nonprofit Investments	\$66,152,987	\$61,232,754	92.6%
Quasi and Nonprofit Totals	\$147,927,144	\$138,145,417	93.4%

Data as of October 2025



City Agencies Expending Less Than 75%



Department of Transportation | FY2026, Q2

64.9%
Expended



- DOT will reconstruct 1,400 sidewalk ramps
 - 826 ramps have been completed as of October 2025
 - Contractors on track for completion by September 2026
- DOT will replace 61,000 square feet of sidewalk
 - 44,886 square feet completed as of October 2025.
 - Contractors on track for completion by April 2026
- Funding is also included for construction inspection services.

Description	Budget	Expenditures
ADA Ramp Reconstruction	\$12,301,200	\$7,814,788
Sidewalk Repair	\$798,800	\$693,054
Total	\$13,100,000	\$8,507,842

Data as of October 2025

Department of General Services | FY2026, Q2

66.6%
Expended

- DGS improvements to BCFD facilities were staggered so that neighboring facilities would not be under construction at the same time. All funding will be expended by June 30, 2026.
- HVAC replacement is nearly complete at all six library branches. Final punch list items and change orders are being completed. The project will be fully expended by September 30, 2026.
- The City Hall Roof project is underway and will be 30% expended by the end of 2025. ARPA funds are being spent first and will be fully expended prior to December 30, 2026.

Description	Budget	Expenditures
BCFD Facility Upgrades	\$3,425,625	\$2,229,221
BCFD Roof Repair and Replacement	\$1,240,225	\$1,031,211
City infrastructure improvement at multiple sites (City Hall Roof)	\$9,350,000	\$2,036,399
HVAC Repair in Enoch Pratt Free Library Facilities	\$10,800,000	\$7,367,858
Investing in BPD Fleet Resources	\$6,450,000	\$6,450,000
Purchasing of DPW load packers	\$5,080,220	\$5,080,220
Total	\$36,346,070	\$24,194,909

Data as of October 2025

Baltimore City Information & Technology | FY2026, Q2

73.2%
Expended

- **RSI Tax Software:** Project is on track. 2nd year of software licenses will be billed in early January 2026, with the third and final installment to be billed later in CY26.
- **Digital Equity Fund:** Round 1 grants are closed. Round 2 grants are in progress. BCIT is working with all grantees on spend projections and any barriers to implementation.

Description	Budget	Expenditures
BCIT RSI Tax Software	\$4,000,000	\$1,404,205
Broadband - Digital Equity Fund	\$5,000,000	\$2,881,013
Broadband - Phase I and II	\$20,600,000	\$16,145,875
New computers and technical equipment for City employees	\$8,000,000	\$7,107,133
Total	\$37,600,000	\$27,538,225

Data as of October 2025

City Services | FY2026, Q2

34.8%
Expended

- ADA Ramps Downtown (\$656,000)
 - Complete: 56 ramps reconstructed
- Clean and Green (\$1,333,347)
 - Complete: Charm City Clean Up
- Forestry (\$1,000,000)
 - Work began in September 2025
 - Goal: 3,300 trees removed or pruned
- Street Maintenance & Traffic Safety (\$949,211)
 - DOT is preparing contracts for amendment for projects to be completed next year – targeting January 2026 BoE

Description	Budget	Expenditures
City Services	\$3,961,259	\$1,378,722
Total	\$3,961,259	\$1,378,722

Data as of October 2025

Note: Number rounded to the nearest dollar



Mayor's Office of Homeless Services | FY2026, Q2

72.9%
Expended



- Expended ~\$8M in ARPA funding to purchase the Fairfield Inn, which will continue to serve as a women's and men's shelter
- Continuing engagement with Housing Accelerator Fund grantees about spend projections, anticipated closing dates, and construction timelines.

Description	Budget	Expenditures
Housing Accelerator Fund	\$14,815,000	\$1,849,019
Housing Navigation and Landlord Engagement	\$4,000,000	\$2,888,165
Rapid Resolution and Shelter Diversion Fund	\$2,345,000	\$1,800,461
Shelter Demobilization	\$5,605,272	\$5,205,272
Shelter Operations and Acquisition	\$57,481,627	\$49,691,176
Total	\$84,246,899	\$61,434,093

Data as of October 2025

Office of Performance and Innovation | FY2026, Q2


58.3%
Expended

- Expanded Baltimore’s performance infrastructure, standing up 17 regularly occurring Stat meetings by January 2026, including all required by City Code.
- Building the City’s first iteration of a state-of-the-art data warehouse, using industry best practices to establish a modern, scalable foundation for analytics and performance management.
- Developed internal software to enter, track, and report on Opioid Restitution Fund projects, using existing city infrastructure and open-source tool.

Description	Budget	Expenditures
Administration	\$1,640,000	\$955,924
Total	\$1,640,000	\$955,924

Data as of October 2025

Quasi-Government Organizations Expending Less Than 75%



Downtown Partnership of Baltimore | FY2026, Q2

50%
Expended



- 28 small businesses served through small business assistance programs (BOOST, operation storefront, façade improvement, Baltimore Culinary Exchange)
- 63 blocks power washed so far during the grant period; servicing high traffic areas such as Pratt, Lombard, City Hall, and War Memorial areas
- \$1.3 million spent out of \$2 million disbursed

Description	Budget	Expenditures
Downtown RISE	\$4,000,000	\$2,000,000
Total	\$4,000,000	\$2,000,000

Data as of October 2025

Enoch Pratt Free Library | FY2026, Q2

67.3%
Expended

- Brooklyn Branch planning for Grand Opening in December 2025.
- Reimagining Indoor Computer Spaces: All seven sites nearing completion.
- Pop-up surveys implemented at branches yielded positive results with data indicating gradual increases in branch visits.
- HVAC: Construction completed at Northwood and Brooklyn. The remaining four branches to be completed by October 31, 2025.

Description	Budget	Expenditures
Advancing Digital Equity - Assistance to Non-Profits	\$2,567,833	\$1,596,560
Advancing Digital Equity - Engagement and Navigation	\$1,095,000	\$533,516
Advancing Digital Equity - Pratt Anywhere	\$737,167	\$717,087
DGS: HVAC Repair and Replacement in Libraries	\$10,800,000	\$7,367,858
Total	\$15,200,000	\$10,235,021

Data as of October 2025

Live Baltimore | FY2026, Q2

67%
Expended

- Distributed all remaining grant funds committed in the previous quarter, completing disbursements to a total of 117 program awardees
- Grant awardee home sales totaled \$23.9 million across 57 neighborhoods
- Awarded an extra \$1 million to enhance program capacity and provide additional down payment assistance to Baltimore residents

Description	Budget	Expenditures
Buy Back the Block	\$3,033,943	\$2,033,942
Total	\$3,033,943	\$2,033,942

Data as of October 2025

University Partners | FY2026, Q2


37%
Expended

- Spend delayed in part due to a rate card edit, which has now been completed.
- UB teams are now fully staffed and program evaluations are underway, with some interim reports ready to be released in the next few months.


Description	Budget	Expenditures
Project Evaluation	\$2,248,985	\$1,214,389
Total	\$2,248,985	\$1,214,389

Data as of October 2025

APPENDIX



Nonprofits Expenditure Overview



Expenditures by Organization | Nonprofits

Organization	Obligations	Expenditures	Percent Expended
1199 SEIU	\$1,978,500	\$1,978,500	100%
Aequo Foundation	\$2,000,000	\$2,000,000	100%
Ahavas Chaim Inc	\$469,113	\$469,113	100%
American Communities Trust, Inc.	\$2,250,000	\$2,250,000	100%
Artspace	\$137,959	\$137,959	100%
B'More Clubhouse	\$500,000	\$500,000	100%
B360	\$1,250,000	\$1,250,000	100%
Baltimore Bikur Cholim	\$285,000	\$285,000	100%
Baltimore City Community College Foundation	\$550,000	\$484,369	88.1%
Baltimore Corps Inc. - Sustainable Employment	\$371,000	\$371,000	100%
Baltimore Corps Inc. - HBCU Fellowship	\$3,250,000	\$2,000,000	61.5%
Baltimore Museum of Art	\$500,000	\$375,000	75%
Baltimore Safe Haven	\$500,000	\$500,000	100%
Banner Neighborhoods	\$950,000	\$950,000	100%
Bethel Outreach	\$1,250,000	\$1,250,000	100%
Black Yield Institute	\$718,750	\$718,750	100%
CASH Campaign of Maryland	\$4,800,000	\$4,800,000	100%
Chesapeake Shakespeare Company	\$275,000	\$275,000	100%
CollegeBound	\$2,000,000	\$1,500,000	75%

Data as of October 2025



Expenditures by Organization | Nonprofits

Organization	Obligations	Expenditures	Percent Expended
City Dibs	\$500,000	\$500,000	100%
Downtown Partnership – Small Business Assistance	\$1,600,000	\$1,600,000	100%
Downtown Partnership – Downtown Rise	\$4,000,000	\$2,000,000	50%
Druid Heights CDC	\$300,000	\$300,000	100%
Everyman Theatre	\$1,000,000	\$1,000,000	100%
FreeState Justice	\$470,000	\$453,989	96.6%
Greater Baltimore Urban League	\$890,348	\$890,348	100%
Green & Healthy Homes Initiative	\$2,500,000	\$2,500,000	100%
Healthy Neighborhoods, Inc.	\$162,041	\$162,041	100%
HeartSmiles	\$250,000	\$250,000	100%
International Rescue Committee	\$325,000	\$325,000	100%
Keys Empowers	\$1,000,000	\$1,000,000	100%
Leadenhall Baptist Church	\$200,000	\$200,000	100%
Ministers' Conference Empowerment Center CDC	\$859,322	\$859,322	100%
Maryland Volunteer Lawyers for the Arts	\$250,000	\$250,000	100%
Neighborhood Housing Services	\$2,800,000	\$2,800,000	100%
No Boundaries Coalition	\$610,000	\$610,000	100%
North East Housing Initiative	\$300,000	\$300,000	100%
Omega Baltimore Foundation Inc.	\$260,000	\$260,000	100%
Parity Baltimore Incorporated	\$700,000	\$700,000	100%

Data as of October 2025


Expenditures by Organization | Nonprofits

Organization	Obligations	Expenditures	Percent Expended
Parks and People	\$700,000	\$700,000	100%
Penn Ave Black Arts & Entertainment District	\$1,000,000	\$1,000,000	100%
Pro Bono Resource Center of Maryland	\$700,000	\$700,000	100%
Project PLASE	\$3,500,000	\$3,500,000	100%
ReBUILD	\$2,000,000	\$2,000,000	100%
Rebuilding Together Baltimore	\$575,000	\$575,000	100%
Soccer Without Borders	\$450,000	\$450,000	100%
South Baltimore Community Land Trust	\$450,000	\$450,000	100%
Southeast CDC	\$2,500,000	\$2,184,720	87.4%
Southwest Partnership	\$500,000	\$500,000	100%
The B&O Railroad Museum	\$185,000	\$83,137	44.9%
The Pride Center of Maryland	\$250,000	\$250,000	100%
United Way of Central Maryland	\$4,500,000	\$3,375,000	75.0%
University Partners	\$2,248,985	\$823,321	36.6%
Urban Strategies, Inc. Baltimore	\$1,631,969	\$1,631,969	100%
Volo Kids Foundation	\$1,000,000	\$1,000,000	100%
Walters Art Museum	\$500,000	\$500,00	100%
Wide Angle Youth Media	\$450,000	\$450,000	100%
Nonprofit Totals	\$66,152,987	\$61,232,754	92.6%

Data as of October 2025.



APPENDIX



Modified Commitments | FY25, Q4

These modified commitments represent all modifications approved between April 1, 2025 – June 30, 2025.

Project	Updated Obligation Amount	Percent Expended
Direct Care Workers	\$1,978,500	100%
No Boundaries Coalition	\$610,000	100%
Uplands (DHCD)	\$11,996,301.01	100%
City Services	\$3,961,259.20	24.4%

Data as of June 2025



Fully Expended Grants



Organization Type	Number Fully Expended	Total Budget	Total Expenditures
City Agency	15	\$56,455,050	\$56,455,050
Quasi-Governmental	15	\$60,251,558	\$60,251,558
Nonprofit	47	\$48,899,002	\$48,899,002
Total	65	\$165,605,610	\$165,605,610

Data as of October 2025



BRANDON M. SCOTT

MAYOR

100 Holliday Street, Room 250

Baltimore, Maryland 21202

TO	Chairwoman Danielle McCray, Budget and Appropriations Committee
FROM	Shamiah Kerney, Acting Chief Recovery Officer, Mayor's Office of Recovery Programs
DATE	September 10, 2025
SUBJECT	Committee Requests – ARPA 8/26/2025 Hearing Bill #LO25-0002

Background

During the Recovery Office Budget & Appropriations Hearing on August 26, 2025, Chairwoman McCray inquired about the schedule of CitiStat Program Launch (growing from 9 to 16). Councilman Gray inquired about a comprehensive list and a break down by Council District for DOT selected projects under ARPA for (1) ADA Ramp Reconstruction and (2) Sidewalk Repairs.

Response

Request #1: Chairwoman McCray inquired about the schedule of CitiStat Program Launch (growing from 9 to 16).

Stat Name	Type	Standard Cadence	Date Started or FY26 Start Date*	Meetings Held in FY26
BCHD/Overdose Stat	Issue	Fourth Wednesday (effective August)	Started pre FY26	1
BCIT Stat	Agency	Third Thursday	9/18/2025	
Clean Stat	Issue	Fourth Thursday, Quarterly	9/25/2025	
DCHD Stat	Agency	Second Wednesday	8/13/2025	1
DGS Stat	Agency	First Thursday	11/6/2025	
DOT Stat	Agency	First Thursday	Started pre FY26	2
Downtown Rise	Issue	Third Monday	Started pre FY26	2
DPW Stat	Agency	Fourth Thursday	9/25/2025	
Finance Stat	Agency	Second Thursday	Started pre FY26	1
Fire Stat	Agency	Every Other Tuesday	Started pre FY26	2
HR Stat	Agency	Third Thursday	12/18/2025	
Permit Stat	Issue	Second Wednesday	8/13/2025	1
Police Stat	Agency	Every Other Tuesday	Started pre FY26	3
Rec and Parks Stat	Agency	Fourth Wednesday	11/26/2025	
Workplace Safety Stat	Issue	Second Thursday	Started pre FY26	1
Youth Stat	Issue	Third Wednesday	Started pre FY26	2

* Start Dates in the future are estimated



BRANDON M. SCOTT
MAYOR

100 Holliday Street, Room 250
Baltimore, Maryland 21202

Request #2: Councilman Gray inquired about a comprehensive list and a break down by Council District for DOT selected projects under ARPA for (1) ADA Ramp Reconstruction and (2) Sidewalk Repairs.

Please note that BCDOT received ARPA funds under two grants. The first grant (442302) provided \$13.1 million in ARPA funding for ADA Ramp and Sidewalk repair and reconstruction. The second grant (442325) provided \$656,000 in ARPA funding to repair and reconstruct ADA ramps in the downtown/City Hall footprint. The table below includes ADA ramps planned and completed by DOT include those funded under both grants, but the ramps completed using funding from grant 442325 are all completed in District 11 between April and May 2025. As all ramp locations have been predetermined and go through a design process with the contractor, BCDOT will complete all locations in the table below by June 2026.

The locations of the sidewalks completed with ARPA funds are provided in the table below, broken down by Council District. Please note that BCDOT has concentrated its efforts on repairing sidewalks in the equity zone neighborhoods under this contract, as no property owners will be billed for the work (property owners are usually responsible for 50% of the cost of sidewalk repairs). Contractors are more than 50% complete with their sidewalk repair and reconstruction ARPA-funded contract, and BCDOT is finalizing future locations for sidewalk repair based on neighborhoods based on a variety of factors. With more than 50% of this work complete, all remaining sidewalk repairs are scheduled to be completed by the end of this year.

Location	District
Kentucky Ave Blk # 2600	3
Chesterfield Ave Blk # 2700	3
Erdman Ave Blk # 3400	3
Erdman Ave Blk # 3600	3
Erdman Ave Blk # 3700	3
Woodland Ave#3200	6
Carey St N # 1500	7
Baker St # 617	7
Gold St # 614	7
Mosher St Blk # 1300	7
Mosher St Blk # 1300	7
Mount St blk # 1400 N	7
Mount St blk # 1500 N	7
Mount St blk # 1600 N	7
Mount St blk # 1700 N	7
Mount St blk # 1800 N	7
Martingale Ave#300	8
Franklin St W # 1300	9
Stricker St N # 500	9



BRANDON M. SCOTT
MAYOR

*100 Holliday Street, Room 250
Baltimore, Maryland 21202*

Stricker St N # 1100	9
Winchester St # 1431	9
Harlem St Blk # 1100	9
Franklin St Blk # 1100 W	9
Franklin St Blk # 1600 W	9
Franklin St blk # 1800 W	9
Mount St blk # 800 N	9
Gilmor St blk 1100 N	9
Gilmor St blk 1200 N	9
Hollins St#1027	9
Aisquith St Blk # 100	12
Fayette St E # 1116	12
Fayette St E # 1200	12
Kentucky Ave Blk # 3500	13
Shannon Dr Blk # 3500	13
Shannon Dr Blk # 4100	13
Shannon Dr Blk # 4000	13
Woodstock Ave Blk # 3400	13
Elmley Ave # 3400	13
Ravenwood Ave Blk # 3700	13
Ravenwood Ave Blk # 3800	13
Chesterfield Ave # 3939	13
Clifton Park Terrace Blk # 2900	13
Bonview Ave Blk # 3600	13
Beech Ave#3900	14

Please let us know if you have any additional questions.

Respectfully,

Shamiah Kerney
The Mayor's Office of Recovery Programs

Planned and Constructed ADA Construction Locations ARPA

<i>Project Name</i>	<i>Intersection</i>	<i>Status</i>	<i>Percentage of Location Work Complete</i>	<i>Month Complete</i>	<i>CD</i>	<i>Ramps Constructed</i>
Haven St.	Boston St.	Planned	0%		1	
N. Montford Ave.	Fairmount Ave.	Planned	0%		1	
N. Montford Ave.	New Orleans st.	Planned	0%		1	
N East Ave	E. Fairmont Ave.	Planned	0%		1	
N East Ave	Fayette St.	Planned	0%		1	
N Belnord Ave	Fairmont Ave	Planned	0%		1	
N Belnord Ave	Fayette St.	Planned	0%		1	
S Highland Ave	Dillon St	Planned	0%		1	
S Highland Ave	Fait Ave	Planned	0%		1	
S Wolfe Street	E Pratt St	Planned	0%		1	
S Wolfe Street	Gough St	Planned	0%		1	
FLEET ST	Potomac	Planned	0%		1	
E PRATT ST	ROCHESTER PL	Completed	100%	Jun-25	1	2
HUDSON ST	S CURLEY ST	Planned	0%		1	
S MACON ST	FOSTER AVE	Completed	100%	Jun-25	1	4
GOUGH ST	S Bouldin St	Planned	0%		1	
OLDHAM ST	Foster Ave	Planned	0%		1	
Danville Ave.	Joplin St.	Planned	0%		1	
Danville Ave.	Pumphery St.	Planned	0%		1	
NE FALLSWAY	E LEXINGTON ST	Completed	100%	May-25	1	1
ST PAUL PL	E LEXINGTON ST	Completed	100%	May-25	1	1
ST PAUL PL	ST PAUL ST	Completed	100%	Jun-25	1	3
E PLEASANT ST	HOLIDAY ST	Completed	100%	May-25	1	12
N CALVERT ST	E LEXINGTON ST	Completed	100%	May-25	1	1
GULIFORD AVE	SARATOGA ST	Completed	100%	May-25	1	2
SARATOGA ST	N CALVERT ST	Completed	100%	May-25	1	2
SARATOGA ST	HOLIDAY ST	Completed	100%	May-25	1	3
SARATOGA ST	DAVIS ST	Completed	100%	May-25	1	2
LEXINGTON ST	DAVIS ST	Completed	100%	Jun-25	1	1
E BALTIMORE ST	S FREDERICK ST	Completed	100%	Apr-25	1	1
LEXINGTON ST	FREDERICK ST	Completed	100%	Apr-25	1	1
E FAYETTE ST	PRESIDENT ST	Completed	100%	May-25	1	3
FALLSWAY	GAY ST	Completed	100%	May-25	1	3
EAGER ST	GAY ST	Completed	100%	Jun-25	1	2
GUILFORD AVE	BATH ST	Completed	100%	May-25	1	1
FAYETTE ST	ST PAUL ST	Completed	100%	May-25	1	2
LEXINGTON ST	GUILFORD AVE	Completed	100%	Jun-25	1	1
GUILFORD AVE	CENTRE ST	Completed	100%	Jun-25	1	4
Mannasota Ave.	Woodlea Ave.	Planned	0%		2	
Bank St.	S. Conkling St.	Planned	0%		2	
Bank St.	Eaton St.	Planned	0%		2	
Cedella Ave	Antanna Ave	Planned	0%		2	
Cedella Ave	Frankford Ave	Planned	0%		2	
Mannasota Ave.	Furley Ave.	Completed	100%	Aug-25	2	7
Mannasota Ave.	St. Thomas Ave.	Completed	100%	Sep-25	2	4
Findlay Rd.	St. Thomas Ave.	Planned	0%		2	

Planned and Constructed ADA Construction Locations ARPA

<i>Project Name</i>	<i>Intersection</i>	<i>Status</i>	<i>Percentage of Location Work Complete</i>	<i>Month Complete</i>	<i>CD</i>	<i>Ramps Constructed</i>
Findlay Rd.	Moravia Rd.	Planned	0%		2	
CEDELLA AVE	Gardenwood Rd	Planned	0%		2	
SINCLAIR LN	BOWLEYS LN	Planned	0%		2	
Imla St.	Bank St.	Planned	0%		2	
Imla St.	Eastern Ave.	Planned	0%		2	
Bank St.	Gusryan St.	Planned	0%		2	
Bank St.	Imla St.	Planned	0%		2	
Rueckert Ave.	Pembroke Ave.	Planned	0%		2	
Mannasota Ave.	RAYMAR AVE	Completed	100%	Aug-25	2	4
Mannasota Ave.	Southern Ave.	Completed	100%	Aug-25	2	3
Harris Ave.	Cottman Ave.	Completed	100%	Aug-25	3	1
Harris Ave.	Belair Rd.	Planned	0%		3	
Montebello Terrance	E Cold Spring Ln.	Planned	0%		3	
Montebello Terrance	College Ave.	Planned	0%		3	
Halycon Ave	Elsrode Ave	Planned	0%		3	
Ailsa Ave	Morello Rd	Planned	0%		3	
Halcyon Ave	Gilray Dr	Planned	0%		3	
Halcyon Ave	Morello Rd	Planned	0%		3	
CHRISTOPHER AVE	Harford Rd	Planned	0%		3	
PERRING PKWY	Woodbourne Ave.	Planned	0%		3	
MORAVIA RD	ABERDEEN AVE	Planned	0%		3	
Richard Ave.	Christopher Ave.	Completed	100%	Aug-25	3	2
Richard Ave.	Royston Ave.	Planned	0%		3	
Charlton Ave	E Cold Spring Ln	Planned	0%		3	
Charlton Ave	Southern Ave.	Planned	0%		3	
Hampnett Ave.	List Ave.	Planned	0%		3	
Hampnett Ave.	Southern Ave.	Planned	0%		3	
Orkney Ave.	York Rd.	Planned	0%		4	
Orkney Ave.	E. Belvedere Ave.	Planned	0%		4	
Leith Walk	Ramblewood Ave	Planned	0%		4	
Leith Walk	Belvedere Ave	Planned	0%		4	
Ready Ave	E. Lake Ave	Planned	0%		4	
Ready Ave	Cedarcroft Rd	Planned	0%		4	
Cedarcroft Ave	Ready Ave	Planned	0%		4	
Cedarcroft Ave	Yorkshire Dr	Planned	0%		4	
SHERWOOD AVE	Glenkirk Rd	Planned	0%		4	
NORTHWOOD DR	Evesham Ave	Completed	100%	Feb-25	4	2
CHINQUAPIN PKWY	Meridene Dr	Planned	0%		4	
Leith Rd.	Loch Raven Rd.	Planned	0%		4	
Maple Hill Rd.	Belvedere Ave.	Completed	100%	Aug-25	4	2
Maple Hill Rd.	Edgepark Rd.	Planned	0%		4	
Northwood Dr.	The Alameda	Planned	0%		4	
Northwood Dr.	E Belvedere Ave.	Planned	0%		4	
Midwood Ave.	Woodbourne Ave.	Planned	0%		4	
Midwood Ave.	Upnor Rd.	Completed	100%	Aug-25	4	1
NORTHWOOD DR	WITHERSPOON RD	Completed	100%	Aug-25	4	2

Planned and Constructed ADA Construction Locations ARPA

<i>Project Name</i>	<i>Intersection</i>	<i>Status</i>	<i>Percentage of Location Work Complete</i>	<i>Month Complete</i>	<i>CD</i>	<i>Ramps Constructed</i>
Chrysler Ave.	Parkveiw Ave.	Planned	0%		5	
Chrysler Ave.	Bowers Ave.	Planned	0%		5	
Wallis Ave	Bancroft Rd	Planned	0%		5	
Wallis Ave	Clarks Ln	Planned	0%		5	
Glengyle Ave	Surrey Dr	Planned	0%		5	
Belle Ave.	Parkveiw Ave.	Planned	0%		5	
Belle Ave.	Bowers Ave.	Planned	0%		5	
Morris Ln.	W. North Ave.	Planned	0%		5	
Morris Ln.	Franklintown Rd.	Planned	0%		5	
Bowers Ave.	Belle Ave.	Planned	0%		5	
Bowers Ave.	Hadden Ave.	Planned	0%		5	
TANEY RD	WIRT AVE	Completed	100%	Apr-25	5	2
TANEY RD	WALLIS	Completed	100%	Apr-25	5	4
TANEY RD	HIGHGATE DR	Completed	100%	Apr-25	5	2
KELLY AVE	Cottonworth Ave	Planned	0%		5	
KEN OAK RD	Pimlico Rd	Planned	0%		5	
MIDHEIGHTS RD	Gist Ave	Planned	0%		5	
W ROGERS AVE	Price Ave	Planned	0%		5	
NEWBERN AVE	Reisterstown Rd	Planned	0%		5	
WABASH AVE	W Northern Pkwy	Planned	0%		5	
KEY AVE	Whitney Ave	Planned	0%		5	
FALLS RD	SMITH AVE	Planned	0%		5	
GLEN AVE	CLOVER RD	Completed	100%	Mar-25	5	4
Shelburne Rd	Seven Mile Ln	Planned	0%		5	
Shelburne Rd	Park Heights Ave	Planned	0%		5	
Wallis Ave	Shelburne Rd	Completed	100%	Mar-25	5	2
Charlesworth Rd	Wallis Ave	Completed	100%	Mar-25	5	3
Roland View Ave.	Loyola Southway	Planned	0%		6	
Roland View Ave.	Loyola Southway	Planned	0%		6	
Loyola Southway	Roland Veiw Ave.	Planned	0%		6	
Greenspring Ave.	Rockwood rd.	Planned	0%		6	
Greenspring Ave.	Pimlico Ave.	Planned	0%		6	
Eldorado Ave.	W. Coldspring Ln.	Completed	100%	Aug-25	6	4
Eldorado Ave.	Belle Ave.	Planned	0%		6	
Greenspring Ave	Cylburn Ave	Planned	0%		6	
Greenspring Ave	Northern Pkwy	Planned	0%		6	
Sequoia Ave	Denison Rd	Planned	0%		6	
Sequoia Ave	Cedardale Rd	Planned	0%		6	
RUSCOMBE LN	Poe Ave	Planned	0%		6	
OSWEGO AVE	Reisterstown Rd	Planned	0%		6	
DOLFIELD AVE	Edgewood Rd	Planned	0%		6	
CALLAWAY AVE	Liberty Heights Ave	Planned	0%		6	
EDGEWOOD RD	Wabash Ave.	Planned	0%		6	
GRANADA AVE	Oakford Ave	Planned	0%		6	
ELDORADO AVE	FERNHILL AVE	Planned	0%		6	
Dolfield Ave	Fernhill Ave.	Planned	0%		6	
Garrison Blvd.	Belvieu Ave.	Planned	0%		6	
Garrison Blvd.	Fernhill Ave.	Planned	0%		6	

Planned and Constructed ADA Construction Locations ARPA

<i>Project Name</i>	<i>Intersection</i>	<i>Status</i>	<i>Percentage of Location Work Complete</i>	<i>Month Complete</i>	<i>CD</i>	<i>Ramps Constructed</i>
Dorithan Rd.	Hilton St.	Planned	0%		6	
Dorithan Rd.	Edgewood Rd	Planned	0%		6	
Fernhill Ave	Ayrdale Ave	Completed	100%	Feb-25	6	2
Cedardale Rd	Sequoia Ave	Completed	100%	Mar-25	6	2
Cedardale Rd	Dolfield Ave	Completed	100%	Mar-25	6	2
Clifton Ave.	Fulton St.	Planned	0%		7	
Clifton Ave.	Payson St.	Completed	100%	Aug-25	7	14
Salem St.	Retreat St.	Planned	0%		7	
Salem St.	Kensett St.	Planned	0%		7	
Mondawmin Ave	Hilton St.	Planned	0%		7	
Mondawmin Ave	Ellamont Ave.	Planned	0%		7	
Peidmont Ave.	Hilton St.	Planned	0%		7	
Peidmont Ave.	Ellamont Ave.	Planned	0%		7	
N PULASKI ST	BAKER ST	Completed	100%	Jan-25	7	4
BRYANT AVE	Pleasant Oaks Rd	Planned	0%		7	
BAKER ST	Braddish Ave	Planned	0%		7	
BUENA VISTA AVE	Weldon Ave	Planned	0%		7	
GRAND VIEW AVE	Roland Heights Ave	Planned	0%		7	
GOLD ST	N CAREY ST	Completed	100%	Mar-25	7	4
LAPLATA AVE	W OLD COLD SPRING LANE	Planned	0%		7	
WINDSOR AVE	N Rosedale St	Planned	0%		7	
MADISON AVE	Cloverdale Rd	Planned	0%		7	
W. Old Coldspring Ln.	Grandview Ave.	Planned	0%		7	
W. Old Coldspring Ln.	Falls Bridge Dr.	Planned	0%		7	
SEQUOIA AVE	Ellamont Rd.	Completed	100%	Feb-25	7	3
SEQUOIA AVE	Wabash Ave.	Completed	100%	Feb-25	7	4
Dorithan Rd.	Hilton St.	Planned	0%		7	
Dorithan Rd.	Wabash Ave.	Planned	0%		7	
Lindley Rd.	N. Augusta Ave.	Planned	0%		8	
Lindley Rd.	N. Woodington Ave.	Planned	0%		8	
Coleherne Rd.	Swann Ave	Planned	0%		8	
Coleherne Rd.	Glen Allen Dr.	Planned	0%		8	
Brinkwood Rd	Winans Way	Planned	0%		8	
Brinkwood Rd	Glen Allen Dr	Planned	0%		8	
Carleview Rd	Forest Park Ave	Planned	0%		8	
Carleview Rd	Fairview Ave	Planned	0%		8	
Loudon Avenue	Old Frederick Road	Planned	0%		8	
Loudon Avenue	Frederick Road	Planned	0%		8	
STAMFORD RD	St Gemma Rd	Planned	0%		8	
Wood St	4th St N	Planned	0%		8	
MOUNT HOLLY ST	W Mulberry St	Planned	0%		8	
N LOUDON AVE	W Mulberry St	Completed	100%	Jun-25	8	4
LYNDHURST ST	COLBORNE RD	Completed	100%	Mar-25	8	4
Bosworth Ave.	Fernpark Ave.	completed	100%	Mar-25	8	4
Wakefield Rd	Wynham Rd.	Completed	100%	Jul-25	8	2
N. Chapel Gate Ln.	Old Orchard Rd.	Planned	0%		8	
N. Chapel Gate Ln.	N. Rock Glen Rd.	Planned	0%		8	
WOODRIDGE AVE	EDMONDSON AVE	Completed	100%	Aug-25	8	3
Ellicott Dr.	N. Longwood St.	Planned	0%		9	

Planned and Constructed ADA Construction Locations ARPA

<i>Project Name</i>	<i>Intersection</i>	<i>Status</i>	<i>Percentage of Location Work Complete</i>	<i>Month Complete</i>	<i>CD</i>	<i>Ramps Constructed</i>
Ellicott Dr.	Mosher St.	Planned	0%		9	
N Calverton Rd	Franklin/Mulberry St	Planned	0%		9	
N Pulaski St	Edmondson Ave	Planned	0%		9	
N Pulaski St	W Lanvale St	Planned	0%		9	
N GILMOR ST	Riggs Ave	Planned	0%		9	
W SARATOGA ST	CARROLTON AVE	Completed	100%	Jan-25	9	6
W LAFAYETTE AVE	WARWICK	Completed	100%	Mar-25	9	4
S CALHOUN ST	BOOTH ST	Completed	100%	Jan-25	9	4
N ELLAMONT ST	BRIGHTON ST	Planned	0%		9	
MADISON AVE	Mosher St	Planned	0%		9	
Kirby Ln	Lauretta Ave.	Completed	100%	Mar-25	9	2
Millington Ave.	Frederick Ave.	Planned	0%		9	
Millington Ave.	Lehman St.	Planned	0%		9	
Ashton St.	Bentalou St.	Planned	0%		9	
Ashton St.	Catherine St.	Planned	0%		9	
W LOMBARD ST	MT CLARE ST	Completed	100%	Aug-25	9	1
Morrell Park Ave.	Washington Blvd.	Planned	0%		10	
Strickland St.	Wellesley St.	Planned	0%		10	
Strickland St.	S. Caton Ave	Planned	0%		10	
Annapolis Ave.	Kent st.	Planned	0%		10	
Annapolis Ave.	Russell St.	Planned	0%		10	
Maudlin Ave	Letita Ave	Completed	100%	Aug-25	10	5
Maudlin Ave	Casadel Ave	Completed	100%	Aug-25	10	3
S. Paca St.	Hollings Ferry Rd	Planned	0%		10	
S. Paca St.	Harman Ave.	Planned	0%		10	
COOLIDGE AVE	Joh Ave	Planned	0%		10	
MORRISON CT	Locust St	Planned	0%		10	
E JEFFREY ST	Brooklyn Ave	Planned	0%		10	
STOLL ST	9th St	Planned	0%		10	
POTEE ST	FRANKFURST AVE	Completed	100%	Jul-25	10	1
SPENCE ST	Washington Blvd	Planned	0%		10	
SCOTT ST	W Pratt St	Planned	0%		10	
S Poppleton	McHenry St	Completed	100%	Apr-25	10	5
S Poppleton	Washington Blvd	Planned	0%		10	5
Olmstead St	Fairhaven Ave	Planned	0%		10	
Olmstead St	Pennington Ave	Planned	0%		10	
Duane Ave.	6th St.	Planned	0%		10	
Duane Ave.	5th St.	Planned	0%		10	
S POPPLETON ST	RAMSAY ST	Completed	100%	Aug-25	10	4
Harvey St.	Webster St.	Planned	0%		11	
Harvey St.	Boyle St.	Planned	0%		11	
Bolton St.	Laurens St.	Completed	100%	Aug-25	11	7
Bolton St.	Robert St.	Planned	0%		11	
W West St	Charles St	Planned	0%		11	
W West St	Hanover St	Planned	0%		11	
Bolton Street	McMechen St	Planned	0%		11	
Bolton Street	Laurens St	Planned	0%		11	
ALICEANNA	S BROADWAY	Completed	100%	Apr-25	11	2

Planned and Constructed ADA Construction Locations ARPA

<i>Project Name</i>	<i>Intersection</i>	<i>Status</i>	<i>Percentage of Location Work Complete</i>	<i>Month Complete</i>	<i>CD</i>	<i>Ramps Constructed</i>
LIGHT ST	Weber St	Planned	0%		11	
MARSHALL ST	E Fort Ave	Planned	0%		11	
BELT ST	E Heath St	Planned	0%		11	
E PLEASANT ST	Davis St	Planned	0%		11	
COMPTON ST &	E HAMBURG ST	Completed	100%	May-25	11	4
E REDWOOD ST	LIGHT ST	Planned	0%		11	
SOUTH ST	E PRATT ST	Planned	0%		11	
E FORT AVE	WOODALL ST	Planned	0%		11	
E HEATH ST	Harden Ct	Planned	0%		11	
S CHARLES ST	E Cross St	Planned	0%		11	
E MONUMENT ST	N KENWOOD AVE	Planned	0%		11	
PATAPSCO ST	E Fort Ave	Planned	0%		11	
WILLIAM ST	E Montgomery St	Planned	0%		11	
E. West St.	Patapsco St.	Completed	100%	Jun-25	11	4
S PACA ST	NAPOLEAN AL	Completed	100%	Jan-25	11	1
W LANVALE ST	BEVARD ST	Completed	100%	Feb-25	11	1
W MULBERRY ST	Tyson St	Planned	0%		11	
PERKINS ST	ARGYLE AVE	Completed	100%	Feb-25	11	2
PARK AVE	W EAGER	Completed	100%	Feb-25	11	2
PARK AVE	BREXTON St	Completed	100%	Feb-25	11	2
MORTON ST	W EAGER ST	Completed	100%	Jun-25	11	4
MORTON ST	W READ ST	Planned	0%		11	
W LOMBARD ST	S HANOVER ST	Planned	0%		11	
W MULBERRY ST	CATHEDRAL ST	Planned	0%		11	
FLEET ST	S STREEPER ST	Completed	100%	Mar-25	11	5
FLEET ST	S KENWOOD AVE	Completed	100%	Mar-25	11	6
E FAYETTE ST	I-83 R	Completed	100%	Apr-25	11	1
CUSTOMS HOUSE	E BALTIMORE St.	Completed	100%	Apr-25	11	1
E BALTIMORE ST	S FREDERICK ST	Completed	100%	Apr-25	11	1
BALTIMORE ST	HOLIDAY ST	Completed	100%	Apr-25	11	1
GUILFORD AVE	E FAYETTE ST	Completed	100%	Apr-25	11	1
E FAYETTE ST	HOLIDAY ST	Completed	100%	Apr-25	11	1
LEXINGTON St	SARATOGA St	Completed	100%	Apr-25	11	1
FAYETTE ST	FREDERICK ST	Completed	100%	Apr-25	11	1
LEXINGTON St	HOLIDAY ST	Completed	100%	Apr-25	11	1
FAYETTE ST	SB PRESIDENT St	Completed	100%	Apr-25	11	1
Etting St.	Dolphin St.	Completed	100%	Mar-25	11	2
W. Preston St.	Pennsylvania ave.	Planned	0%		11	
W. Preston St.	Druid Hill Ave.	Planned	0%		11	
Bolton St	W Lafayette Ave	Completed	100%	Mar-25	11	2
Mura St.	Homewood Ave.	Planned	0%		12	
Mura St.	Greenmount Ave.	Planned	0%		12	
Cecil Ave.	22nd St.	Planned	0%		12	
Cecil Ave.	Curtain Ave.	Planned	0%		12	
E Eager St	Bond St	Completed	100%	Jul-25	12	7
E Eager St	Broadway	Completed	100%		12	7
Ashland Ave	Caroline St	Planned	0%		12	
Ashland Ave	Spring Ave	Planned	0%		12	

Planned and Constructed ADA Construction Locations ARPA

<i>Project Name</i>	<i>Intersection</i>	<i>Status</i>	<i>Percentage of Location Work Complete</i>	<i>Month Complete</i>	<i>CD</i>	<i>Ramps Constructed</i>
Bonaparte Ave	Kirk Ave	Planned	0%		12	
Bonaparte Ave	Garrett Ave	Planned	0%		12	
E CHASE ST	N CALVERT ST	Completed	100%	Feb-25	12	1
DARLEY AVE	Aisquith St	Planned	0%		12	
N CAROLINE ST	Federal St	Planned	0%		12	
E 23RD ST	N Lovegrove St	Planned	0%		12	
N CALVERT ST	E Ware St	Planned	0%		12	
BARCLAY ST	E 24th St	Planned	0%		12	
SAINT PAUL ST	E 34th St	Planned	0%		12	
E PRESTON ST	ST PAUL ST	Planned	0%		12	
N EDEN ST	E Chase St	Completed	100%	Jun-25	12	2
E BALTIMORE ST	S Dallas St	Planned	0%		12	
N BROADWAY	Federal St	Planned	0%		12	
N BROADWAY	E Baltimore St	Planned	0%		12	
MCELDERRY ST	N CHESTER ST	Completed	100%	Jan-25	12	1
E. Biddle St.	N. Bond St.	Completed	100%	Jun-25	12	8
N BROADWAY	MOYER	Completed	100%	Feb-25	12	2
CRESMONT AVE	W 29TH ST	Completed	100%	Jan-25	12	1
GUILFORD AVE	ILCHESTER AVE	Completed	100%	Jan-25	12	2
N Durham St	North Ave	Planned	0%		12	
N Durham St	Federal St	Planned	0%		12	
Regester St	E Lafayette St	Planned	0%		12	
Regester St	Federal St	Planned	0%		12	
E. Lanvale St.	N. Caroline St.	Planned	0%		12	
E. Lanvale St.	N. Bond St.	Planned	0%		12	
Clarence Ave	Erdman	Completed	100%	Jul-25	13	6
Clarence Ave	Clifton Park Terr.	Planned	0%		13	
Kenhill Ave	Oliver St.	Completed	100%	Aug-25	13	4
Kenhill Ave	Hoffman St.	Completed	100%	Aug-25	13	5
N. Curley St	Biddle St.	Completed	100%	Jul-25	13	2
N. Curley St	Preston St.	Completed	100%	Jul-25	13	2
N. Kenwood Ave	Hoffman St.	Planned	0%		13	
N. Kenwood Ave	Preston St.	Planned	0%		13	
N Rose St	Preston St.	Completed	100%	Aug-25	13	4
N Rose St	Hoffman St.	Completed	100%	Aug-25	13	4
N MILTON AVE	Federal St	Planned	0%		13	
E BALTIMORE ST	N Durham St	Completed	100%	May-25	13	1
ASHLAND AVE	LUZERNE AVE	Completed	100%	Jan-25	13	5
N COLLINGTON AVE	E Madison St	Planned	0%		13	
E FAIRMOUNT AVE	ANN ST	Completed	100%	Apr-25	13	4
N ROBINSON ST	Jefferson St	Planned	0%		13	
E HOFFMAN ST	LAKEWOOD AVE	Completed	100%	Apr-25	13	4
N CURLEY ST	E Monument St	Planned	0%		13	
E CHASE ST	N Rose St	Planned	0%		13	
N. Streeper St.	Orleans St.	Planned	0%		13	
N. Streeper St.	Ashland Ave.	Planned	0%		13	
Moyer St.	N. Duncan St.	Planned	0%		13	
Moyer St.	N. Chester St.	Planned	0%		13	

Planned and Constructed ADA Construction Locations ARPA

<i>Project Name</i>	<i>Intersection</i>	<i>Status</i>	<i>Percentage of Location Work Complete</i>	<i>Month Complete</i>	<i>CD</i>	<i>Ramps Constructed</i>
McElderry St.	Montford Ave.	Planned	0%		13	
McElderry St.	Washington St.	Planned	0%		13	
E. 31st St.	St. Paul St.	Planned	0%		14	
E. 31st St.	Calvert St.	Planned	0%		14	
E. 32nd St.	Calvert	Planned	0%		14	
E. 32nd St.	Guilford Ave.	Planned	0%		14	
Kennewick Rd.	Ridgefield Rd.	Planned	0%		14	
Kennewick Rd.	Tivoly Ave.	Planned	0%		14	
Chilton St	The Alameda	Completed	100%		14	5
Chilton St	Hillen Rd	Completed	100%		14	5
WINDEMERE AVE	Tivoly Ave	Planned	0%		14	
LOCH RAVEN RD	Exeter Hall Ave	Planned	0%		14	
ELLERSLIE AVE	Melville Ave	Planned	0%		14	
ELLERSLIE AVE	Parkwyrth Ave	Planned	0%		14	
ELLERSLIE AVE	Chestnut Hill Ave	Planned	0%		14	
BARCLAY ST	E 32ND ST	Planned	0%		14	
SAINT PAUL ST	WENDOVER RD	Completed	100%	Feb-25	14	4
HARGROVE AL	E FRANKLIN ST	Planned	0%		14	
KESWICK RD	38Th St	Planned	0%		14	
39th ST	KESWICK Rd	Planned	0%		14	
W 41ST ST	40TH ST	Completed	100%	Feb-25	14	3
W 33RD ST	Beech Ave	Planned	0%		14	
LINKWOOD RD	STONEYFORD RD	Completed	100%	Jan-25	14	2
Fenwick Ave	E 32nd St	Planned	0%		14	
Fenwick Ave	E 33rd St	Planned	0%		14	
E. 30th St	N. Charles St	Planned	0%		14	
E. 30th St	St. Paul St	Planned	0%		14	
Boone St	27th St	Planned	0%		14	
CHESTNUT AVE	BERRY ST	Completed	100%	Jun-25	14	2

CITY OF BALTIMORE

BRANDON SCOTT – MAYOR
ZEKE COHEN - COUNCIL PRESIDENT



OFFICE OF COUNCIL SERVICES
NANCY MEAD – DIRECTOR
100 N. HOLIDAY STREET
BALTIMORE MD, 21202

HEARING NOTES

Legislative Oversight: LO25-0002

Title: American Rescue Plan Act (ARPA)

Committee: Budget & Appropriations

Chaired by: Danielle McCray

Hearing Date: 11/18/2025

Time (Beginning): 10:36 AM

Time (Ending): 11:00 AM

Location: Du Burns Council Chamber / Webex

Total Attendance: Approximately 15

Committee Members in Attendance:

Danielle McCray

Isaac "Yitzy" Schleifer

Sharon Green Middleton

Bill Synopsis in the file? ☒ YES ☐ NO ☐ N/A
Attendance sheet in the file? ☒ YES ☐ NO ☐ N/A
Agency reports read? ☒ YES ☐ NO ☐ N/A
Hearing televised or audio-digitally recorded? ☒ YES ☐ NO ☐ N/A
Certification of advertising/posting notices in the file? ☐ YES ☐ NO ☒ N/A
Evidence of notification to property owners? ☐ YES ☐ NO ☒ N/A
Final vote taken at this hearing? ☐ YES ☐ NO ☒ N/A
Motioned by:
Seconded by:
Final Vote:

Major Speakers

(This is not an attendance record.)

- Elizabeth Tatum, Chief Recovery Officer

CITY OF BALTIMORE

BRANDON SCOTT – MAYOR

ZEKE COHEN - COUNCIL PRESIDENT



OFFICE OF COUNCIL SERVICES

NANCY MEAD – DIRECTOR

100 N. HOLIDAY STREET

BALTIMORE MD, 21202

Major Issues Discussed

Chair McCray opened the hearing, introduce LO25-0002 and the MORP office presenting.

Chief Recovery Officer Elizabeth Tatum gave a presentation for the Mayor's Office of Recovery Programs regarding the ARPA funding [See PowerPoint in Bill File].

- Highlighted success – new 109 units of affordable housing in the Johnson Square neighborhood; 35 vacant properties were stabilized; 46 city recs center has free and fast Wi-Fi; 315 seniors benefited from Housing Upgrade Benefits (HUBs) program; 117 residents and counting received down payment assistance to purchase homes through Live Baltimore's Buy Back the Block program.
- Overview projects with expenditures less than 75% and plans on spending projects down before the deadline of December 31, 2026 (change in methodology from previous hearings – closer to the deadline).
 - Agencies include – DOT, DGS, BCIT, City Services, MOHS, MOPI, Downtown Partnership, Enoch Pratt Free Library, Live Baltimore, and University Partners
 - Plans to complete programs prior to the deadline

Concluding the presentation, Chair McCray asked the following questions:

How many program evaluations are being completed by the University of Baltimore (UB)? Do programs have individual measures?

- 9 program evaluations are being completed by the UB. Prioritized which projects would be evaluated based on several categories (novelty, expected impact, availability of evidence, and academic literature).
- Every program has a set of defined performance measures that are reported either monthly or quarterly (depending on risk level) – published in the Treasury Report and Council Report. Agencies have been encouraged to bring program data to the FY 2027 budget discussions.

VP Middleton asked the following question/comment:

Advises the need for conversations with DOT regarding concrete streets.

- Roughly \$1 million allocated to traffic safety and street maintenance under the City Services agreement – looking at contracts that re already in place and can quickly get done given the short timeline.

Chair McCray thanked the agency and recessed the hearing.

[Please note that during the hearing there were technical issues related to the microphone. The full hearing was captured by CharmTV and the video has been posted to Legistar.]

Further Study

Was further study requested?

☐ **Yes** ☒ **No**

If yes, describe.

Committee Vote:N/A

Chair: Choose an item.

Vice Chair: Choose an item.

Member: Choose an item.

Member: Choose an item.

Member: Choose an item.

Member: Choose an item.

Member: Choose an item.

Paroma Nandi, Committee Staff

Date: 11/18/2025

Cc: Bill File