

CITY OF BALTIMORE
ORDINANCE **25-025**
Council Bill 25-0060

Introduced by: The Council President
At the request of: The Administration (Department of Finance)
Introduced and read first time: May 12, 2025
Assigned to: Budget and Appropriations Committee
Committee Report: Favorable, with amendments
Council action: Adopted
Read second time: June 16, 2025 at 2:00 p.m.

AN ORDINANCE CONCERNING

1 **Ordinance of Estimates for the Fiscal Year Ending June 30, 2026**

2 FOR the purpose of providing the appropriations estimated to be needed by each agency of the
3 City of Baltimore for operating programs and capital projects during the Fiscal 2026 year.

4 BY authority of

5 Article IV - Board of Estimates
6 Section 3 *et seq.*
7 Baltimore City Charter
8 (1996 Edition)

9 **SECTION 1. BE IT ORDAINED BY THE MAYOR AND CITY COUNCIL OF BALTIMORE,** That the
10 following amounts or so much thereof as shall be sufficient are hereby appropriated subject to the
11 provisions hereinafter set forth for the purpose of carrying out the programs included in the
12 operating budget and the projects listed in the capital budget from the amounts estimated to be
13 available in the designated funds during the fiscal year ending June 30, 2026.

14 **A. Operating Budget**

15	Board of Elections	899	Fair Conduct of Elections	General	\$ 9,629,962
16	City Council	100	City Council	General	\$11,842,051 <u>14,742,051</u>
17	City Council Services	103	Council Services	General	\$ 929,478
18	Comptroller	130	Executive Direction and Control - Comptroller	General	\$ 2,770,012
21		131	Audits	General	\$ 6,738,678

EXPLANATION: CAPITALS indicate matter added to existing law.
[Brackets] indicate matter deleted from existing law.
Underlining indicates matter added to the bill by amendment.
~~Strike-out~~ indicates matter stricken from the bill by
amendment or deleted from existing law by amendment.

Council Bill 25-0060

1		132	Real Estate Acquisition and Management	General	\$ 1,514,299
2					
3					
4		902	Accounts Payable	General	\$ 1,542,482
5	<u>Consumer Protection</u>		<u>Administration</u>	<u>General</u>	<u>\$ 250,000</u>
6	<u>and Business</u>				
7	<u>Licensing</u>				
8	Courts - Circuit	110	Circuit Court	Federal	\$ 609,468
9	Court				
10				General	\$ 22,802,890
11				Special Revenue	\$ 1,902,028
12				State	\$ 5,144,257
13	Courts - Orphans'	817	Orphans' Court	General	\$ 806,791
14	Court				
15	Employees'	152	Employees'	Special Revenue	\$ 7,008,082
16	Retirement Systems		Retirement System - Administration		
17		154	Fire and Police	Special Revenue	\$ 7,026,110
18			Retirement System -		
19			Administration		
20		155	Retirement Savings	Special Revenue	\$ 966,567
21			Plan		
22	Enoch Pratt Free	788	Information Services	General	\$ 34,855,353
23	Library				
24				Special Revenue	\$ 1,323,318
25				State	\$ 12,267,520
26	Finance	148	Revenue Collection	General	\$ 12,188,012
27				Parking	\$ 3,571,284
28				Management	
29				Special Revenue	\$ 372,158
30				Water Utility	\$ 258,555
31		150	Treasury and Debt	General	\$ 1,511,896
32			Management		

Council Bill 25-0060

1	698	Administration -	General	\$ 2,239,485
2		Finance		
3	699	Procurement	General	\$ 5,865,767
4			Stormwater Utility	\$ 131,205
5			Wastewater Utility	\$ 433,542
6			Water Utility	\$ 238,219
7	700	Surplus Property	Special Revenue	\$ 237,857
8		Disposal		
9	703	Payroll	General	\$ 3,056,014
10	704	Accounting	General	\$ 3,758,460
11	708	Operating Budget	General	\$ 3,105,229
12		Management		
13	710	Fiscal Integrity and	General	\$ 1,375,381
14		Recovery		<u>1,275,381</u>
15	711	Finance Project	General	\$ 1,139,912
16		Management		
17	913	Finance Grants	General	\$ 478,594
18		Management		
19	915	Corporate and	General	\$ 389,298
20		Revenue Compliance		
21	Fire	600 Administration - Fire	General	\$13,971,691
22				<u>13,571,691</u>
23	602	Fire Suppression and	Federal	\$ 2,115,031
24		Emergency Rescue		
25			General	\$ 205,557,410
26			State	\$ 1,447,940
27	608	Emergency	Federal	\$ 1,673,964
28		Management		
29			General	\$ 1,086,592
30	609	Emergency Medical	General	\$ 66,876,969
31		Services		
32			Special Revenue	\$ 5,193,671

Council Bill 25-0060

1			State	\$ 28,216	
2	610	Fire and Emergency	General	\$ 411,503	
3		Community Outreach			
4	611	Fire Code	General	\$ 7,170,301	
5		Enforcement			
6	612	Fire Investigation	General	\$ 992,260	
7	613	Fire Facilities	General	\$ 27,717,565	
8		Maintenance and			
9		Replacement			
10			State	\$ 1,698,739	
11	614	Fire Communications	General	\$ 11,058,505	
12		and Dispatch			
13			Special Revenue	\$ 9,704,580	
14	615	Fire Training and	Federal	\$ 1,000,000	
15		Education			
16			General	\$ 4,527,629	
17	General Services	726	Administration -	General	\$ 1,475,782
18			General Services		
19		730	Public and Private	Federal	\$ 549,550
20			Energy Performance		
21			General	\$ 1,416,038	
22			Special Revenue	\$ 739,699	
23			State	\$ 4,246,394	
24		731	Facilities Management	General	\$ 10,890,041
25			Special Revenue	\$ 2,896,735	
26		734	Capital Projects	General	\$ 1,257,086
27			Division - Design and		
28			Construction		
29	Health	303	Clinical Services	Federal	\$ 2,777,366
30			General	\$ 5,129,653	
31			Special Revenue	\$ 115,539	
32			State	\$ 889,624	

Council Bill 25-0060

1	305	Healthy Homes	Federal	\$ 1,729,864
2			General	\$ 1,724,300
3			State	\$ 658,678
4	307	Substance Use	Federal	\$ 132,020
5		Disorder and Mental		
6		Health		
7			General	\$ 1,784,925
8			Special Revenue	\$ 6,693,771
9			State	\$ 1,213,504
10	308	Maternal and Child	Federal	\$ 22,346,062
11		Health		
12			General	\$ 2,444,352
13			Special Grant	\$ 332,816
14			Special Revenue	\$ 1,899,225
15			State	\$ 2,961,287
16	310	School Health	Federal	\$ 224,362
17		Services		
18			General	\$ 20,942,723
19			Special Grant	\$ 76,500
20			Special Revenue	\$ 156,500
21			State	\$ 696,284
22	311	Health Services for	Special Revenue	\$ 7,562,645
23		Seniors		
24	315	Emergency Services -	Federal	\$ 7,085,130
25		Health		
26			General	\$ 1,704,912
27			State	\$ 6,192,760
28	316	Youth and Trauma	Federal	\$ 2,416,376
29		Services		
30			General	\$ 1,688,134

Council Bill 25-0060

1			State	\$ 289,797
2	715	Administration -	Federal	\$ 10,932,645
3		Health		
4			General	\$ 8,122,571
5			State	\$ 888,380
6	716	Animal Services	General	\$ 4,833,707
7	717	Environmental	General	\$ 3,568,057
8		Inspection Services		
9			Special Revenue	\$ 38,110
10	718	Chronic Disease	General	\$ 535,652
11		Prevention		
12			Special Grant	\$ 59,174
13			Special Revenue	\$ 30,601
14			State	\$ 1,078,058
15	720	HIV Treatment	Federal	\$ 38,344,962
16		Services for the		
17		Uninsured		
18			General	\$ 57,672
19			Special Revenue	\$ 1,211,302
20			State	\$ 6,290,757
21	721	Senior Centers	Federal	\$ 3,149,801
22			General	\$ 2,204,816
23			Special Revenue	\$ 112,069
24			State	\$ 126,311
25	723	Advocacy for Seniors	Federal	\$ 855,718
26			General	\$ 153,821
27			Special Revenue	\$ 349,000
28			State	\$ 1,588,779

Council Bill 25-0060

1		724	Direct Care and	Federal	\$ 1,400,000
2			Support Planning		
3				General	\$ 529,988
4				Special Revenue	\$ 41,974
5				State	\$ 4,235,481
6		725	Community Services	Federal	\$ 7,272,672
7			for Seniors		
8				General	\$ 183,337
9				State	\$ 779,682
10	Housing and	593	Community Support	Federal	\$ 10,715,055
11	Community		Projects		
12	Development				
13				General	\$ 1,596,494
14		604	Before and After Care	General	\$ 96,028
15		737	Administration - HCD	Federal	\$ 246,726
16				General	\$ 6,258,276
17		738	Weatherization	General	\$ 631,881
18			Services		
19				State	\$ 1,250,016
20		742	Promote	Federal	\$ 460,240
21			Homeownership		
22				General	\$ 986,745
23				Special Revenue	\$ 450,000
24		745	Housing Code	Federal	\$ 276,524
25			Enforcement		
26				General	\$ 9,799,480
27				Special Revenue	\$ 115,000
28		747	Register and License	General	\$ 929,530
29			Properties and		
30			Contractors		
31		748	Affordable Housing	Federal	\$ 660,903

Council Bill 25-0060

1			Special Revenue	\$ 9,365,611
2	749	Property Acquisition,	General	\$ 9,929,893
3		Disposition and Asset		<u>9,729,893</u>
4		Management		
5	750	Housing	Federal	\$ 5,561,130
6		Rehabilitation		
7		Services		
8			General	\$ 561,499
9	751	Building Code	Federal	\$ 275,986
10		Permitting,		
11		Inspections and		
12		Compliance		
13			General	\$ 13,781,541
14	752	Community Outreach	Federal	\$ 418,514
15		Services		
16			General	\$ 2,264,072
17	754	Summer Food Service	General	\$ 18,306
18		Program		
19			State	\$ 3,691,551
20	809	Retention, Expansion,	General	\$ 2,657,179
21		and Attraction of		
22		Businesses		
23			Special Revenue	\$ 182,765
24	810	Real Estate	General	\$ 2,657,179
25		Development		
26			Special Revenue	\$ 182,765
27	811	Inner Harbor	General	\$ 662,362
28		Coordination		
29	813	Technology	General	\$ 966,510
30		Development -		
31		Emerging Technology		
32		Center		
33	815	Live Baltimore	General	\$ 1,222,995
34	Human Resources	770 Administration -	General	\$ 5,337,884
35		Human Resources		

Council Bill 25-0060

1	771	Benefits Administration	General	\$ 2,123,552
2				
3	772	Civil Service Management	General	\$ 4,024,982
4				
5	773	Learning and Development	General	\$ 1,131,185
6				
7	Law	860 Administration - Law	General	\$ 1,737,235
8		861 Controversies	General	\$ 7,204,475 7,004,475
9			Special Revenue	\$ 1,000,000
10		862 Transactions	General	\$ 3,053,008
11		871 Police Legal Affairs	General	\$ 2,870,675
12	Legislative Reference	106 Legislative Reference Services	General	\$ 1,084,438 <u>1,234,438</u>
13				
14		107 Archives and Records Management	General	\$ 1,173,387
15				
16	Liquor License Board	850 Liquor Licensing	General	\$ 1,611,070 <u>1,686,070</u>
17				
18		851 Liquor License Compliance	General	\$ 1,591,555
19				
20	Mayoralty	125 Executive Direction and Control - Mayoralty	General	\$ 11,671,532
21				
22				
23		903 Office of Performance and Innovation	General	\$ 2,032,776
24				
25		904 Office of Immigrant and Multicultural Affairs	General	\$ 966,348 <u>2,966,348</u>
26				
27				
28		905 Office of African American Male Engagement	General	\$ 1,849,764
29				
30				
31		906 Office of LGBTQ Affairs	General	\$ 405,140
32				
33		907 Office of Infrastructure Development	General	\$ 1,738,874
34				
35				

Council Bill 25-0060

1		908	Office of Older Adult Affairs and Advocacy	General	\$ 523,281
2					
3		918	Opioid Restitution Administration	Special Revenue	\$ 3,534,221
4					
5		920	Mayor's Office of Art, Culture, & Nightlife	General	\$ 2,000,000
6					
7	M-R Art and Culture	493	Art and Culture Grants	General	\$ 8,549,902
8		824	Events, Art, Culture, and Film	General	\$ 2,727,780 <u>2,477,780</u>
9					
10		828	Bromo Seltzer Arts Tower	General	\$ 115,209
11					
12	M-R Baltimore City Public Schools	352	Baltimore City Public Schools	General	\$ 410,325,314
13					
14	M-R Cable and Communications	876	Media Production	General	\$ 1,238,124
15					
16				Special Revenue	\$ 745,855
17	M-R Civic Promotion	590	Civic Promotion Grants	General	\$ 1,501,178
18					
19		820	Convention Sales and Tourism Marketing	General	\$ 8,926,951
20					
21	M-R Conditional Purchase Agreements	129	Conditional Purchase Agreement Payments	General	\$ 2,496,220
22					
23	M-R Contingent Fund	121	Contingent Fund	General	\$ 1,000,000
24					
25	M-R Convention Complex	540	CFG Bank Arena Operations	General	\$ 4,049,279
26					
27		855	Convention Center	General	\$ 16,120,647
28				Special Revenue	\$ 13,549,266
29	M-R Convention Center Hotel	535	Convention Center Hotel	General	\$ 13,632,928
30					
31	M-R Debt Service	123	General Debt Service	General	\$ 83,306,361
32				Special Revenue	\$ 15,700,000
33	M-R Educational Grants	446	Educational Grants	General	\$12,715,942 <u>13,215,942</u>
34					

Council Bill 25-0060

1				Special Revenue	\$ 9,225,113
2	M-R Environmental	117	Adjudication of	General	\$ 1,841,027
3	Control Board		Environmental		
4			Citations		
5	M-R Health and	385	Health and Welfare	General	\$ 1,659,405
6	Welfare Grants		Grants		
7	M-R Miscellaneous	122	Miscellaneous General	General	\$ 44,370,102
8	General Expenses		Expenses		<u>40,255,102</u>
9	M-R Retirees'	351	Retirees' Benefits	General	\$ 23,336,225
10	Benefits				
11	M-R Self-Insurance	126	Contribution to Self-	General	\$ 24,700,544
12	Fund		Insurance Fund		
13	M-R TIF Debt	124	TIF Debt Service	General	\$ 25,717,046
14	Service				
15	M-R Office of	109	Administration -	General	\$ 2,866,191
16	Children and Family		Children and Family		
17	Success		Success		
18				Special Revenue	\$ 140,000
19		605	Head Start	Federal	\$ 9,144,522
20				General	\$ 433,630
21				Special Revenue	\$ 156,000
22				State	\$ 250,000
23		741	Community Action	Federal	\$ 1,191,191
24			Partnership		
25				General	\$ 1,828,905
26				State	\$ 6,425,392
27				Water Utility	\$ 626,194
28	M-R Office of	791	BCPS Alternative	State	\$ 5,814,989
29	Employment		Options Academy for		
30	Development		Youth		
31		792	Workforce Public	Federal	\$ 3,917,764
32			Assistance		

Council Bill 25-0060

1	793	Employment	General	\$ 1,773,519
2		Enhancement Services		
3		for Baltimore City		
4		Residents		
5			Special Grant	\$ 157,276
6			Special Revenue	\$ 814,427
7	794	Administration -	General	\$ 2,293,353
8		MOED		
9			Special Revenue	\$ 149,559
10	795	Workforce Services	Federal	\$ 9,223,909
11		for Baltimore		
12		Residents		
13			Special Revenue	\$ 636,831
14			State	\$ 412,868
15	796	Workforce Services	Federal	\$ 248,191
16		for Ex-Offenders		
17			General	\$ 222,036
18			State	\$ 1,087,948
19	797	Workforce Services	General	\$ 3,440,829
20		for Out of School		
21		Youth - Youth		
22		Opportunity		
23			Special Revenue	\$ 23,370
24			State	\$ 428,001
25	798	Youth Works Summer	Federal	\$ 2,576,508
26		Job Program		
27			General	\$ 4,813,147
28			Special Revenue	\$ 5,306,351
29			State	\$ 2,063,523
30	800	Workforce Services	Federal	\$ 4,066,348
31		for WIOA Funded		
32		Youth		
33	M-R Office of	356 Administration -	Federal	\$ 4,182,762
34	Homeless Services	Homeless Services		

Council Bill 25-0060

1			General	\$ 1,956,078	
2			Special Revenue	\$ 156,000	
3			State	\$ 347,954	
4	893	Homeless Prevention and Support Services for the Homeless	Federal	\$ 155,323	
5					
6					
7	894	Outreach to the Homeless	General	\$ 1,184,654	
8					
9	895	Temporary Housing for the Homeless	Federal	\$ 1,990,611	
10					
11			General	\$ 13,661,417	
12			Special Revenue	\$ 3,000,000	
13			State	\$ 5,623,362	
14	896	Permanent Housing for the Homeless	Federal	\$ 40,570,683	
15					
16			General	\$ 431,864	
17			State	\$ 463,241	
18	M-R Office of	757	CitiWatch	General	\$ 3,109,730
19	Information and				
20	Technology				
21			Special Revenue	\$ 30,000	
22	802	Administration	General	\$ 5,002,735	
23	803	Enterprise Innovation and Application Services	General	\$ 17,251,598	
24					
25					
26	804	311 Call Center	General	\$ 6,670,894	
27	805	Enterprise IT Delivery Services	General	\$ 18,645,449	
28					
29	911	Digital Services	General	\$ 484,087	
30	919	Municipal ID	General	\$ 1,349,635	
31	M-R Office of the	836	Inspector General	General	\$2,261,206
32	Inspector General				<u>2,373,206</u>

Council Bill 25-0060

1		910	Office of Ethics	General	\$ 416,604
2	M-R Office of the	128	Labor Contract	General	\$ 3,216,074
3	Labor Commissioner		Negotiations and		<u>2,466,074</u>
4			Administration		
5	M-R Office of	617	Criminal Justice	Federal	\$ 949,276
6	Neighborhood Safety		Coordination		
7	and Engagement				
8				General	\$ 1,258,585
9				State	\$ 2,208,748
10		618	Neighborhood Safety	Federal	\$ 1,190,600
11			and Engagement		
12				General	\$ 6,444,378
13				Special Grant	\$ 1,268,000
14				Special Revenue	\$ 130,000
15				State	\$ 4,016,362
16		619	Community	General	\$ 1,293,211
17			Empowerment and		
18			Opportunity		
19				State	\$ 250,000
20		758	Coordination of Public	Federal	\$ 700,000
21			Safety Strategy -		
22			Administration		
23				General	\$ 1,694,350
24				Special Revenue	\$ 999,900
25	M-R Office of	916	Opioid Restitution	Special Revenue	\$ 589,399
26	Recovery Programs		Administration		
27		917	Opioid Grants-Named	Special Revenue	\$ 17,400,000
28			Organizations		
29	M-R Office of Small	834	MWB Opportunity	General	\$ 6,142,442
30	Minority Business		Office		
31	Advocacy &				
32	Development				
33	Municipal and	185	Board of Municipal	General	\$ 722,454
34	Zoning Appeals		and Zoning Appeals		

Council Bill 25-0060

1	Office of Equity and	656	Wage Investigation	General	\$	404,348
2	Civil Rights		and Enforcement			
3		844	Equity & Inclusion	General	\$	785,004
4				Special Revenue	\$	5,000,000
5		846	Discrimination	General	\$	623,845
6			Investigations,			
7			Resolutions and			
8			Conciliations			
9				Special Revenue	\$	187,441
10		849	Police Civilian	General	\$	2,405,095
11			Oversight			
12		914	Administration -	General	\$	1,800,437
13			OECR			
14	Planning	761	Development	General	\$	1,006,331
15			Oversight and Project			
16			Support			
17		762	Historic Preservation	General	\$	800,036
18		763	Comprehensive	General	\$	2,381,578
19			Planning and Resource			<u>2,281,578</u>
20			Management			
21				Special Revenue	\$	3,337,073
22		765	Planning for a	General	\$	1,824,180
23			Sustainable Baltimore			
24				Special Grant	\$	10,000
25				Special Revenue	\$	1,656,347
26				State	\$	341,500
27		768	Administration -	General	\$	1,959,481
28			Planning			
29		909	Office of the Zoning	General	\$	602,429
30			Administrator			
31	Police	621	Administrative Bureau	Federal	\$	1,897,547
32				General	\$	62,626,795
33						<u>61,476,795</u>
34				Special Revenue	\$	3,907,466

Council Bill 25-0060

1			State	\$ 5,727,191
2	622	Police Patrol	Federal	\$ 451,151
3			General	\$ 216,871,648
4			State	\$ 7,231,949
5	623	Criminal Investigation	Federal	\$ 740,024
6		Division		
7			General	\$ 98,762,779
8			State	\$ 10,680,171
9	626	Data Driven Strategies	Federal	\$ 265,314
10			General	\$ 9,445,199
11			State	\$ 1,549,701
12	628	Public Integrity	General	\$ 19,814,488
13		Bureau		
14			State	\$ 365,255
15	635	Recruitment Section	General	\$ 28,315,031
16			State	\$ 4,056,684
17	642	Crime Laboratory and	Federal	\$ 495,487
18		Evidence Control		
19			General	\$ 25,040,469
20			State	\$ 1,298,839
21	807	Compliance Bureau	Federal	\$ 1,625,606
22			General	\$ 76,125,046
23			State	\$ 4,435,807
24	816	Special Operations	General	\$ 25,115,581
25		Section		
26			State	\$ 1,486,325
27	853	Patrol Support	General	\$ 5,682,686
28		Services		
29	Public Works	660 Administration - Solid	General	\$ 2,989,050
		Waste		

Council Bill 25-0060

1	661	Public Right-of-Way	General	\$ 23,210,467
2		Cleaning		
3			Special Revenue	\$ 208,000
4			Stormwater Utility	\$ 11,488,851
5	662	Vacant and	Federal	\$ 1,045,000
6		Abandoned Property		
7		Cleaning and		
8		Boarding		
9			General	\$ 14,972,448
10	663	Waste Removal and	General	\$ 54,733,273
11		Recycling		
12			Stormwater Utility	\$ 104,002
13	664	Waste Re-Use and	General	\$ 36,421,654
14		Disposal		<u>37,171,654</u>
15			Stormwater Utility	\$ 158,877
16	670	Administration -	Federal	\$ 1,238,000
17		Water and Wastewater		
18			Stormwater Utility	\$ 3,469,183
19			Wastewater Utility	\$ 38,105,261
20			Water Utility	\$ 15,188,367
21	671	Water Management	State	\$ 1,195,558
22			Water Utility	\$ 104,605,898
23	672	Water and Wastewater	Stormwater Utility	\$ 2,213,744
24		Consumer Services		
25			Wastewater Utility	\$ 16,620,707
26			Water Utility	\$ 16,852,650
27	673	Wastewater	Wastewater Utility	\$ 185,104,009
28		Management		
29	674	Surface Water	State	\$ 376,911
30		Management		
31			Stormwater Utility	\$ 27,314,486
32			Wastewater Utility	\$ 2,264,301

Council Bill 25-0060

1			Water Utility	\$ 729,854	
2	675	Engineering and	Wastewater Utility	\$ 110,851,105	
3		Construction			
4		Management - Water			
5		and Wastewater			
6			Water Utility	\$ 87,925,835	
7	676	Administration - DPW	General	\$ 3,031,321	
8			Stormwater Utility	\$ 236,983	
9			Wastewater Utility	\$ 7,851,020	
10			Water Utility	\$ 3,473,112	
11	Recreation and Parks	644	Administration -	General	\$ 7,365,596
12			Recreation and Parks		
13			State	\$ 3,586,143	
14	645	Aquatics	General	\$ 3,270,985	
15			Special Revenue	\$ 309,000	
16	646	Park Maintenance	General	\$ 10,631,295	
17			Special Revenue	\$ 480,759	
18			State	\$ 2,130,671	
19	647	Youth and Adult	General	\$ 1,509,626	
20		Sports			
21			Special Revenue	\$ 207,398	
22	648	Community	Federal	\$ 700,125	
23		Recreation Centers			
24			General	\$ 21,406,626	
25			Special Revenue	\$ 1,486,232	
26	649	Special Facilities	General	\$ 138,137	
27		Management -			
28		Recreation			
29			Special Revenue	\$ 2,529,486	
30	650	Horticulture	General	\$ 1,775,591	

Council Bill 25-0060

1			Special Revenue	\$	461,237
2			State	\$	293,489
3	651	Recreation for Seniors	General	\$	566,321
4			Special Revenue	\$	42,478
5	652	Therapeutic Recreation	General	\$	692,522
6					
7	653	Park Programs and Events	General	\$	305,993
8					
9			Special Revenue	\$	1,483,552
10			State	\$	100,000
11	654	Urban Forestry	General	\$	7,156,864
12			Special Revenue	\$	3,272,690
13	912	Facility Maintenance	General	\$	6,520,422
14			State	\$	869,003
15	Sheriff	881	Courthouse Security	General	\$ 5,851,873
16		882	Deputy Sheriff Enforcement	General	\$ 15,021,786
17					<u>15,771,786</u>
18			Special Revenue	\$	283,000
19		883	Service of Protective and Peace Orders	General	\$ 2,851,925
20					
21		884	District Court Sheriff Services	General	\$ 3,145,575
22					
23	State's Attorney	115	Prosecution of Criminals	Federal	\$ 1,706,829
24					
25			General	\$	36,722,814
26					<u>37,010,814</u>
27			Special Revenue	\$	361,059
28			State	\$	6,481,476
29		781	Administration - State's Attorney	General	\$ 7,949,934
30					
31			State	\$	199,842

Council Bill 25-0060

1	786	Victim and Witness	General	\$ 2,293,354
2		Services		
3			State	\$ 2,286,969
4	Transportation	500 Street Lighting	General	\$ 21,921,450
5		548 Conduits	Conduit Enterprise	\$ 9,108,665
6		681 Administration - DOT	General	\$ 11,347,747
7		682 Parking Management	Parking Enterprise	\$ 17,715,418
8			Parking Management	\$ 12,135,203
9				
10		683 Street Management	General	\$ 45,707,354
11		684 Traffic Management	General	\$ 12,141,212
12			Special Revenue	\$ 768,178
13		685 Special Events	General	\$ 1,935,055
14		687 Inner Harbor Services	General	\$ 1,199,677
15		- Transportation		
16		688 Snow and Ice Control	General	\$ 7,319,651
17		689 Vehicle Impounding	General	\$ 10,790,324
18		and Disposal		
19		690 Sustainable	Federal	\$ 2,885,367
20		Transportation		
21			General	\$ 1,085,009
22			Special Revenue	\$ 11,578,861
23			State	\$ 3,009,298
24		691 Public Rights-of-Way	General	\$ 5,578,105
25		Landscape		
26		Management		
27		692 Bridge and Culvert	General	\$ 4,856,738
28		Management		
29		693 Parking Enforcement	Parking Management	\$ 16,236,146
30		694 Survey Control	General	\$ 394,747

Council Bill 25-0060

1	695	Dock Master	General	\$ 139,373
2			Special Revenue	\$ 226,882
3	696	Street Cuts	General	\$ 991,662
4		Management		
5	697	Traffic Safety	General	\$ 29,233,263
6				28,483,263
7			Special Revenue	\$ 5,027,842
8	727	Real Property	General	\$ 3,514,289
9		Management		

Internal Service Fund Authorization

Comptroller, Department of

133 Municipal Telephone Exchange

An internal service fund is hereby authorized to provide for operation of a Municipal Telephone Exchange, the costs of which are to be recovered from using agencies.

136 Municipal Post Office

An internal service fund is hereby authorized to provide for operation of a Municipal Post Office, the costs of which are to be recovered from using agencies.

Finance, Department of

701 Printing Services

An internal service fund is hereby authorized to provide for operation of a Municipal Reproduction and Printing Service, the costs of which are to be recovered from using agencies.

707 Risk Management for Employee Injuries

An internal service fund is hereby authorized to provide for a Self-Insurance Program for administration of the Employee Health Clinic and Employee Safety and Workers' Compensation Claims Processing, the costs of which are to be recovered from the Self-Insurance Fund.

General Services, Department of

189 Fleet Management

An internal service fund is hereby authorized to provide for operation of a Central Automotive and Mechanical Repair Service, the costs of which are to be recovered from using agencies.

730 Public and Private Energy Performance and 731 Facilities Management

An internal service fund is hereby authorized to provide for the maintenance of City buildings and the monitoring and coordination of utility billing, the costs of which are to be recovered from user agencies.

Council Bill 25-0060

Human Resources, Department of

771 Benefits Administration

An internal service fund is hereby authorized to provide for the operation of the Unemployment Insurance function, the costs of which are to be recovered from contributions from various fund sources.

Law, Department of

861 Controversies and 862 Transactions

An internal service fund is hereby authorized to provide for a Self-Insurance Program covering automotive equipment, police animal liability, and employee liability.

872 Workers' Compensation Practice

An internal service fund is hereby authorized to provide for a Self-Insurance Program covering the administration of Workers' Compensation claims.

Mayoralty-Related

805 Enterprise IT Delivery Services

An internal service fund is hereby authorized to provide for the operation of the 800 Megahertz emergency response system and the maintenance and replacement of computer hardware and software, the costs of which are to be recovered from using agencies.

B. Capital Budget

SECTION 2. AND BE IT FURTHER ORDAINED, That the Capital Improvement Appropriations herein made are for the following Construction Projects.

Baltimore Development Corporation	PRJ001861	922053 Inner Harbor Infrastructure Active	General Obligation Bonds - 6th Community and Economic Development	\$ 250,000
	PRJ002025	937013 Facade Improvements Active	General Obligation Bonds - 6th Community and Economic Development	\$ 1,450,000
	PRJ002282	910098 Warner St. Entertainment District	Casino Area Local Impact Grant - VLT Revenue	\$ 1,000,000
	PRJ002932	FY24 Innovation Fund	General Obligation Bonds - 6th Community and Economic Development	\$ 700,000

Council Bill 25-0060

1		PRJ003437	Charm TV Community Incubator	General Obligation Bonds - 6th Community and Economic Development	\$ 600,000
2					
3					
4					
5					
6		PRJ003540	Small Business Assistance Program	General Funds	\$ 2,000,000
7					
8	Convention	PRJ002554	998001 534-001 Convention Center Annual Contribution	General Funds	\$ 650,000
9	Center				
10					
11				General Obligation Bonds - 3rd Public Infrastructure	\$ 200,000
12					
13					
14	General	PRJ000705	905222 McKim Free School HVAC	General Obligation Bonds - 2nd Recreation and Parks & Public Facilities	\$ (125,000)
15	Services				
16					
17					
18					
19				General Obligation Bonds - 3rd Recreation and Parks & Public Facilities	\$ (275,000)
20					
21					
22					
23					
24		PRJ000889	906226 Harford Sr Envelope Upgrades	General Obligation Bonds - 3rd Public Infrastructure	\$ 2,000,000
25					
26					
27		PRJ001009	907105 City Hall Extension Stone Walls Renovation	General Obligation Bonds - 3rd Public Infrastructure	\$ 500,000
28					
29					
30		PRJ001888	923089 Forest Park Library - Addition and Renovation	State Grants	\$ 1,000,000
31					
32					
33		PRJ002446	904294 197-294 Star Spangled Banner Flag House HVAC Upgrades	General Obligation Bonds - 3rd Public Infrastructure	\$ 1,000,000
34					
35					
36					
37		PRJ002813	Southeastern Police District - HVAC Replacement	General Obligation Bonds - 3rd Public Infrastructure	\$ 4,750,000
38					
39					

Council Bill 25-0060

1		PRJ003029	Northern Community Action Center – Redevelopment, Reconstruction, and Expansion	State Grants	\$ 1,850,000
2					
3					
4					
5					
6		PRJ003045	Eastern District - HVAC Replacement	General Obligation Bonds - 3rd Public Infrastructure	\$ 3,300,000
7					
8		PRJ003083	Bromo Arts Tower - Exterior Façade Restoration	General Obligation Bonds - 3rd Public Infrastructure	\$ 1,200,000
9					
10					
11		PRJ003571	Canton Helipad	State Grants	\$ 750,000
12	Housing and Community Development	PRJ000175	901926 Coldstream, Homestead, and Montebello Acquisition and Demolition	General Funds	\$ 750,000
13					
14					
15					
16					
17		PRJ000386	903364 Lead Hazard Reduction Program	General Obligation Bonds - 6th Community and Economic Development	\$ 550,000
18					
19					
20					
21					
22		PRJ000518	904177 Acquisition and Relocation - Current	General Obligation Bonds - 6th Community and Economic Development	\$ 500,000
23					
24					
25					
26					
27		PRJ000590	904602 Upton	General Funds	\$ 500,000
28		PRJ000706	905226 Affordable Housing Trust Fund	General Obligation Bonds - 5th Affordable Housing	\$ 6,500,000
29					
30					
31					
32		PRJ001030	907157 MCC - Land Management - DHCD	General Obligation Bonds - 6th Community and Economic Development	\$ 1,000,000
33					
34					
35					
36					
37		PRJ001573	913036 Southeast Baltimore Redevelopment	General Funds	\$ 3,000,000
38					
39					
40		PRJ001876	923019 Homeowner Incentives Program	Federal Funds	\$ 1,000,000
41					

Council Bill 25-0060

1			General Obligation	\$ 2,700,000
2			Bonds - 6th	
3			Community and	
4			Economic	
5			Development	
6			General Funds	\$ 1,300,000
7	PRJ002321	917800 800 Block	General Funds	\$ 250,000
8		Harlem Edmondson		
9	PRJ002324	922052 Housing	General Funds	\$ 500,000
10		Updates to Benefit		
11		Seniors		
12	PRJ002434	915075 588-075 SE	General Obligation	\$ 500,000
13		Balt. Redevelopment	Bonds - 5th	
14		Affordable Housing	Affordable	
15			Housing	
16	PRJ002435	915078 588-078	Federal Funds	\$ 3,050,000
17		CDBG Subrecipient		
18		Capital Projects		
19	PRJ002437	916932 588-932	General Obligation	\$ 200,000
20		Poppleton	Bonds - 6th	
21		Acquisition,	Community and	
22		Demolition &	Economic	
23		Relocation	Development	
24	PRJ002438	916054 588-054 Low-	General Obligation	\$ 100,000
25		Income Mortgage	Bonds - 6th	
26		Program	Community and	
27			Economic	
28			Development	
29	PRJ002439	916085 588-085	General Funds	\$ 1,300,000
30		Impact Investment		
31		Areas		
32			State Grants	\$ 20,000,000
33			General Obligation	\$ 8,000,000
34			Bonds - 6th	
35			Community and	
36			Economic	
37			Development	
38	PRJ002538	917044 588-044	General Obligation	\$ 1,500,000
39		Community Catalyst	Bonds - 6th	
40		Grants	Community and	
41			Economic	
42			Development	

Council Bill 25-0060

1
2
3
4
5
6
7
8
9
10
11
12
13
14
15
16
17
18
19
20
21
22
23
24
25
26
27
28
29
30
31
32
33
34
35
36
37
38
39
40
41

PRJ002540	924053 588-053 Baltimore Shines - Low Income Solar Program	Federal Funds	\$ 450,000
PRJ002604	925986 588-986 Housing Repair Assistance Programs	Federal Funds	\$ 1,500,000
PRJ002604	925986 588-986 Housing Repair Assistance Programs	General Obligation Bonds - 6th Community and Economic Development	\$ 800,000
PRJ002676	940006 HOME Program	Federal Funds	\$ 5,000,000
		General Obligation Bonds - 6th Community and Economic Development	\$ 200,000
PRJ002677	915049 Affordable Homeownership	General Obligation Bonds - 5th Affordable Housing	\$ 1,000,000
PRJ002678	913070 Middle Neighborhood Implementation	General Obligation Bonds - 6th Community and Economic Development	\$ 600,000
		General Funds	\$ 500,000
PRJ002928	FY24 Demolition and Stabilization	Federal Funds	\$ 1,750,000
		General Obligation Bonds - 6th Community and Economic Development	\$ 2,500,000
PRJ003088	1701 East North Ave Gompers Building Redevelopment	General Obligation Bonds - 6th Community and Economic Development	\$ 750,000

Council Bill 25-0060

1	PRJ003201	Infrastructure	General Funds	\$	250,000
2		Assessment &			
3		Analysis			
4	PRJ003236	Emergency	General Obligation	\$	1,500,000
5		Demolition &	Bonds - 6th		
6		Stabilization	Community and		
7			Economic		
8			Development		
9	PRJ003476	Site Preparation	General Funds	\$	750,000
10					
11	PRJ003478	Hope Village –	General Obligation	\$	2,000,000
12		Housing Assistance	Bonds - 5th		
13		For Down Payment,	Affordable		
14		Construction and	Housing		
15		Infrastructure Cost			
16	PRJ003535	Emergency Mortgage	Federal Funds	\$	2,000,000
17		Housing Assistance			
18		Program			
19	PRJ003549	Hayward Ave	Pimlico Area	\$	121,000
20			Impact Grant -		
21			VLT Revenue		
22	PRJ003550	Delta Community	Pimlico Area	\$	100,000
23		Center Technology	Impact Grant -		
24		Upgrade for the Park	VLT Revenue		
25		Heights Community			
26	PRJ003551	Housing Upgrades to	Pimlico Area	\$	90,000
27		Benefit Seniors	Impact Grant -		
28			VLT Revenue		
29	PRJ003552	Gillis Memorial	Pimlico Area	\$	50,000
30		Grandfamily	Impact Grant -		
31		Apartments	VLT Revenue		
32	PRJ003553	Central Park Heights	Pimlico Area	\$	405,000
33		Homeowner Repair	Impact Grant -		
34		Grants	VLT Revenue		
35	PRJ003554	New Homeowner	Pimlico Area	\$	150,000
36		Booster Grant	Impact Grant -		
37			VLT Revenue		
38	PRJ003555	Abe Dua Residences	Pimlico Area	\$	750,000
39			Impact Grant -		
40			VLT Revenue		

Council Bill 25-0060

1		PRJ003556	Park Heights Healthy Homes	Pimlico Area Impact Grant - VLT Revenue	\$ 300,000
2					
3					
4		PRJ003557	Elevating The Zeta Center for Healthy and Active Aging	Pimlico Area Impact Grant - VLT Revenue	\$ 200,000
5					
6					
7		PRJ003558	4500 Pimlico Single Family Townhomes	Pimlico Area Impact Grant - VLT Revenue	\$ 175,000
8					
9					
10		PRJ003559	Park Heights Corridor Blight Elimination	Pimlico Area Impact Grant - VLT Revenue	\$ 172,000
11					
12					
13		PRJ003560	Agrihood Baltimore Food Hub Phase 2	Pimlico Area Impact Grant - VLT Revenue	\$ 150,000
14					
15					
16	Mayoralty	PRJ000016	901152 Baltimore City Heritage Area Small Capital Grants	General Obligation Bonds - 6th Community and Economic Development	\$ 100,000
17					
18					
19					
20					
21		PRJ000707	905228 Pinderhughes School Active	General Obligation Bonds - 1st Community and Economic Development	\$ (503,144)
22					
23					
24					
25					
26		PRJ000987	907048 Green Network Plan	General Obligation Bonds - 2nd Community and Economic Development	\$ (185,000)
27					
28					
29					
30					
31		PRJ001246	909068 Surplus Schools	General Obligation Bonds - 3rd Public Infrastructure	\$ 2,250,000
32					
33					
34		PRJ001537	912088 Vincent Street Park Expansion	General Obligation Bonds - 3rd Community and Economic Development	\$ (546,000)
35					
36					
37					
38					
39		PRJ003354	Rash Field Park Phase 2	General Obligation Bonds - 3rd Public Infrastructure	\$ 2,000,000
40					
41					

Council Bill 25-0060

1		PRJ003504	Cultural Spaces	General Obligation	\$ 1,000,000
2			Capital Support	Bonds - 6th	
3			Program	Community and	
4				Economic	
5				Development	
6		PRJ003536	Homeless Services	General Funds	\$ 18,000,000
7			Facilities		
8		PRJ003538	Public Art	General Obligation	\$ 1,000,000
9				Bonds - 3rd Public	
10				Infrastructure	
11		PRJ003539	Economic	General Funds	\$ 2,000,000
12			Development Support		
13	M-R:	PRJ002123	906177 Armistead	General Obligation	\$ 1,427,000
14	Baltimore City		Gardens 243	Bonds - 51st	
15	Public Schools			Schools	
16		PRJ002475	938011 418-011	General Obligation	\$ 2,500,000
17			Furley Elementary	Bonds - 51st	
18			School Replacement	Schools	
19		PRJ002876	Northeast Middle	General Obligation	\$ 1,000,000
20			School Building #49	Bonds - 51st	
21			Renovation	Schools	
22		PRJ002878	Edmondson High	General Obligation	\$ 2,973,000
23			School Renovation	Bonds - 51st	
24				Schools	
25		PRJ003526	Curtis Bay Elementary	General Obligation	\$ 2,300,000
26			#207 HVAC	Bonds - 51st	
27				Schools	
28		PRJ003528	Healthy Schools FY25	General Obligation	\$ 10,300,000
29			Projects	Bonds - 51st	
30				Schools	
31		PRJ003529	Healthy Schools FY24	General Obligation	\$ 7,000,000
32			Windows & Doors	Bonds - 51st	
33				Schools	
34	M-R: Office of	PRJ003119	Permitting	General Funds	\$ 1,261,540
35	Information				
36	and				
37	Technology				
38		PRJ003238	Tax Application	General Funds	\$ 2,020,000
39			Modernization		

Council Bill 25-0060

1		PRJ003464	CitiWatch	General Funds	\$ 1,668,460
2			Infrastructure		
3			Investments		
4		PRJ003466	Network Access	General Funds	\$ 300,000
5			Control		
6		PRJ003467	Exchange 2016 &	General Funds	\$ 150,000
7			Email Architecture		
8			Redesign		
9		PRJ003468	Unity Storage	General Funds	\$ 200,000
10			Replacement		
11		PRJ003470	Salesforce 311	General Funds	\$ 150,000
12			Migration		
13		PRJ003471	GIS Transformation	General Funds	\$ 1,000,000
14	Parking	PRJ003306	Caroline Street	Revenue Bonds	\$ 750,000
15	Authority		Elevator		
			Modernization Plan		
16		PRJ003308	Fleet & Eden Garage	Revenue Bonds	\$ 250,000
17			Elevator		
18			Modernization Plan		
19		PRJ003325	Penn Station Garage	Revenue Bonds	\$ 735,000
20			Capital Repairs &		
21			Replacements		
22		PRJ003329	Little Italy Garage	Revenue Bonds	\$ 558,600
23			Capital Repairs &		
24			Replacements		
25		PRJ003345	Garages Security	Revenue Bonds	\$ 750,000
26			Camera System		
27			Upgrade		
28		PRJ003346	Fire Suppression	Revenue Bonds	\$ 500,000
29			System Repairs		
30	Planning	PRJ000003	901010 Historic	General Funds	\$ (214,500)
			Public Monuments		
31		PRJ001790	919052 BGN	General Obligation	\$ (720,598)
32			Smithson Park	Bonds - 2nd	
33				Community and	
34				Economic	
35				Development	

Council Bill 25-0060

1	PRJ001841	921053 BGN Harlem	General Obligation	\$ (50,393)
2		Park	Bonds - 2nd	
3			Community and	
4			Economic	
5			Development	
6	PRJ002017	935019 Baltimore	General Funds	\$ (475,627)
7		Green Network		
8	PRJ003505	Capital Improvement	General Funds	\$ 300,000
9		Program		
10	PRJ003537	Northern Community	State Grants	\$ 300,000
11		Action Center -		
12		Redevelopment and		
13		Reconstruction Study		
14	PRJ003563	Ambassador Theater	Pimlico Area	\$ 120,000
15		Redevelopment	Impact Grant -	
16			VLT Revenue	
17	PRJ003566	Dayspring Early	Pimlico Area	\$ 75,000
18		Learning Center -	Impact Grant -	
19		Portable Classroom	VLT Revenue	
20	Public Works - PRJ000188	902047 Quarantine	General Obligation	\$ 3,000,000
21	Solid Waste	Road Landfill	Bonds - 3rd Public	
		Expansion	Infrastructure	
22	PRJ001572	913035 Northwest	General Obligation	\$ 500,000
23		Transfer Station	Bonds - Public	
24			Infrastructure	
25	PRJ002510	917035 517-035 Solid	General Obligation	\$ 500,000
26		Waste Facility Health	Bonds - 3rd Public	
27		and Safety	Infrastructure	
28		Improvements		
29	PRJ002515	925033 517-033 Solid	General Obligation	\$ 2,000,000
30		Waste Regulatory	Bonds - 3rd Public	
31		Compliance Services	Infrastructure	
32	PRJ002517	961010 517-010	General Obligation	\$ 21,000,000
33		Eastside Transfer	Bonds - 3rd Public	
34		Station	Infrastructure	
35	PRJ002682	924037 Western	General Obligation	\$ 2,000,000
36		Sanitation Yard	Bonds - 3rd Public	
37		Renovation	Infrastructure	
38	Public Works - PRJ002415	921055 520-055 MS4	Utility Revenue	\$ 10,000,000
39	Stormwater	Permit Requirements		
			Revenue Bonds	\$ 5,275,000

Council Bill 25-0060

1	PRJ002509	916049 520-049 SDC-	Federal Funds	\$ 603,223	
2		7773 Gwynns Falls			
3		Drainage			
4	PRJ002935	SDC 7802 Hillen	Federal Funds	\$ 528,223	
5		Road and 35th Street			
6		Storm Drain			
7		Improvement			
8	PRJ003180	Middle Branch	State Grants	\$ 20,669,588	
9		Resiliency Initiative			
10	PRJ003445	ER 4133 Batch I ESD	Revenue Bonds	\$ 800,000	
11		Design			
12	PRJ003446	ER 4136 Batch II ESD	Revenue Bonds	\$ 800,000	
13		Design			
14	PRJ003447	ER 4138 Batch III	Revenue Bonds	\$ 1,100,000	
15		ESD Design			
16	Public Works -	PRJ000380	903345 SC938	Federal Funds	\$ 4,000,000
17	Wastewater		Patapsco Headworks		
18		PRJ000412	903569 Sanitary	County Grants	\$ 5,000,000
19			Sewer Replacement		
20			and Rehabilitation		
21		PRJ000457	903944 SC992 Egg	Federal Funds	\$ 3,452,972
22			Shaped Digester		
23		PRJ000474	904017 SC979	County Grants	\$ 8,766,383
24			Dundalk Pumping		
25			Station Rehabilitation		
26			Revenue Bonds	\$ 22,890,664	
27		PRJ000635	904953 Project 1294	Revenue Bonds	\$ 4,250,000
28			Consent Decree PM		
29			County Grants	\$ 5,750,000	
30		PRJ000922	906548 SC949	Revenue Bonds	\$ 7,970,599
31			Rehabilitation Stony		
32			Run Pumping		
33			County Grants	\$ 419,505	
34		PRJ000943	906684 SC935	Revenue Bonds	\$ 15,525,000
35			Sparrows Pt Alt		
36			Outfall		
37			County Grants	\$ 15,525,000	

Council Bill 25-0060

1	PRJ001046	907336 SC926	County Grants	\$ 5,213,626
2		Patapsco WWTP		
3		Power Rel		
4	PRJ001161	908126 WC1373	Revenue Bonds	\$ 5,000,000
5		Urgent Needs Large		
6		Meters WW		
7			County Grants	\$ 5,000,000
8	PRJ001205	908692 Electrical	County Grants	\$ 2,426,577
9		Systems Upgrades		
10	PRJ001234	909048 SC969Lane	Revenue Bonds	\$ 1,117,923
11		Siphon and Armistead		
12		Run		
13			County Grants	\$ 2,296,397
14	PRJ001426	911022 SC982 Eastern	Revenue Bonds	\$ 25,759,200
15		Ave Pumping Station		
16	PRJ002370	902928 SC1028	Revenue Bonds	\$ 1,000,000
17		Outfall 156		
18			Utility Revenue	\$ 10,000,000
19	PRJ002774	SC 1037 Effluent	Revenue Bonds	\$ 1,200,000
20		Filter Rehabilitation at		
21		Back River WWTP		
22			County Grants	\$ 1,200,000
23	PRJ002818	SC1009 Project 1330J	Revenue Bonds	\$ 10,622,818
24		Phase II Jones Falls		
25		Sewershed Inflow &		
26		Infiltration Reduction		
27		- Area D		
28	PRJ002819	SC1010 Project	Revenue Bonds	\$ 7,850,000
29		1330RK Phase II		
30		Jones Falls Sewershed		
31		Inflow & Infiltration		
32		Reduction - Area C		
33	PRJ002950	SC-1023 High Rate	Revenue Bonds	\$ 1,000,000
34		Facility Renovation at		
35		Back River WWTP		
36			County Grants	\$ 1,000,000

Council Bill 25-0060

1	PRJ002958	SC-993 Jones Falls Pumping Station Capacity Upgrade	County Grants	\$ 12,250,000	
2					
3					
4	PRJ003143	SC 1039 Urgent Needs Improvements to Baltimore City Sanitary Sewers in Various Locations - Zone 3	Revenue Bonds	\$ 11,050,000	
5					
6					
7					
8					
9					
10	PRJ003145	SC 1041 Construction Management Services for Wastewater Collections System	Revenue Bonds	\$ 2,500,000	
11					
12					
13					
14	PRJ003149	SC 1042 Construction Management Services for Wastewater Collection System	Revenue Bonds	\$ 4,400,000	
15					
16					
17					
18	PRJ003498	Rehabilitation and Improvements to Sanitary Sewers at Various Locations in Baltimore City	Revenue Bonds	\$ 19,980,000	
19					
20					
21					
22					
23	PRJ003502	HR Hyd Herring Run Phase II Sewershed Improvements for 5 year LOP (HR-3 Conveyance Upgrade)	Revenue Bonds	\$ 3,888,000	
24					
25					
26					
27					
28					
29	PRJ003503	LL Hyd LL Phase II Sewershed Improvements for 5-Year Hybrid LOP (LL-3 Conveyance Upgrade)	Revenue Bonds	\$ 4,320,000	
30					
31					
32					
33					
34					
35	PRJ003514	Project 1404 On-Call Program Management Services	Revenue Bonds	\$ 12,100,000	
36					
37					
38			County Grants	\$ 12,100,000	
39	Public Works -	PRJ000191	902070 Watershed	Revenue Bonds	\$ 1,425,600
40	Water Supply		Bridge Maintenance		
41				County Grants	\$ 950,400
42		PRJ000519	904178 WM Keswick Rd and Vicinity	Revenue Bonds	\$ 6,000,000

Council Bill 25-0060

1	PRJ000700	905192 Project 1201	Revenue Bonds	\$ 7,560,000
2		Large Diameter		
3		Maintenance		
4			County Grants	\$ 7,560,000
5	PRJ000832	906068 Watershed Rd	Revenue Bonds	\$ 3,240,000
6		and Culvert		
7		Maintenance		
8	PRJ000863	906133 Construction	County Grants	\$ 5,000,000
9		Reserve Meter		
10		Replacement		
11			Revenue Bonds	\$ 5,000,000
12	PRJ000968	906918 Ashburton	County Grants	\$ 1,959,243
13		Water Pumping		
14		Station		
15			Revenue Bonds	\$ 2,122,341
16	PRJ001040	907224 Leakin Park	Revenue Bonds	\$ 3,210,800
17		Pump Station		
18		Rehabilitation		
19	PRJ001040	907224 Leakin Park	County Grants	\$ 12,843,200
20		Pump Station		
21		Rehabilitation		
22	PRJ001182	908400 Construction	Revenue Bonds	\$ 2,700,000
23		Reserve Valve and		
24		Hydrant R		
25	PRJ001223	908936 WC1285	Revenue Bonds	\$ 8,000,000
26		Caroline WM		
27		Replacement		
28	PRJ001395	910300 Urgent Needs	County Grants	\$ 560,000
29		Water Facilities		
30			Revenue Bonds	\$ 840,000
31	PRJ001410	910609 Project 1185.3	Revenue Bonds	\$ 10,688,064
32		WC 1313 and WC		
33		1312		
34	PRJ002009	933989 WC 1392 20	Revenue Bonds	\$ 19,050,000
35		Inch Franklinton		
36	PRJ002233	905967 WC 1413R	County Grants	\$ 5,670,000
37		Montebello Lake		
38		Dredging		

Council Bill 25-0060

1	PRJ002562	907256 557-256 WC-	Revenue Bonds	\$ 17,303,544
2		1430 Water Main		
3		Replacement at		
4		Various Locations		
5	PRJ002569	906252 557-252 WC-	Revenue Bonds	\$ 5,454,000
6		TBD On-Call Design		
7		& Engineering		
8		Services		
9	PRJ002701	906154 Conckling St.,	Revenue Bonds	\$ 7,658,895
10		Russell St, & Vicinity		
11		WM Replacements		
12	PRJ003158	Urgent Needs Water	Revenue Bonds	\$ 8,665,920
13		Infrastructure FY26 -		
14		Contract I		
15			County Grants	\$ 1,529,280
16	PRJ003159	Urgent Needs Water	Revenue Bonds	\$ 8,665,920
17		Infrastructure FY26 -		
18		Contract II		
19			County Grants	\$ 1,529,280
20	PRJ003160	Urgent Needs Water	Revenue Bonds	\$ 8,665,920
21		Infrastructure FY26 -		
22		Contract III		
23			County Grants	\$ 1,529,280
24	PRJ003453	WC 1318 Downtown,	Utility Revenue	\$ 25,000,000
25		Bolton Hill, Guilford		
26		Neighborhoods &		
27		Vicinity WM		
28		Replacement		
29			Revenue Bonds	\$ 21,447,015
30	PRJ003461	WC 1271 Cross St &	Revenue Bonds	\$ 353,048
31		Vicinity WM		
32		Replacement		
33	PRJ003462	WC 1273 Forest Park	Revenue Bonds	\$ 151,598
34		& Vicinity WM		
35		Replacement		
36	PRJ003515	Project 1404 On-Call	Revenue Bonds	\$ 9,900,000
37		Program Management		
38		Services		
39			County Grants	\$ 9,900,000

Council Bill 25-0060

1		PRJ003516	County Billing	County Grants	\$ 5,000,000
2			Reconciliation		
3	Recreation and	PRJ000329	903137 Warwick Park	State Grants	\$ (50,000)
4	Parks				
5		PRJ000859	906123 Robert	General Obligation	\$ 2,400,000
6			Marshall Field Active	Bonds - 3rd Public	
7				Infrastructure	
8		PRJ001004	907097 Irvington	General Obligation	\$ 500,000
9			Field at Fred B. Leidig	Bonds - 3rd Public	
10			Recreation Center	Infrastructure	
11		PRJ001267	909106 Druid Hill	General Funds	\$ 600,000
12			Park Reservoir		
13		PRJ001374	910094 Herring Run	State Grants	\$ (1,125,000)
14			Improvements FY 18		
15				General Obligation	\$ 199,292
16				Bonds - 3rd	
17				Recreation and	
18				Parks & Public	
19				Facilities	
20		PRJ001389	910140 Parkview	General Obligation	\$ 65,000
21			Recreation Center	Bonds - 3rd Public	
22				Infrastructure	
23		PRJ001457	911093 Clifton Park	General Funds	\$ 2,000,000
24			Improvement FY 18		
25				State Grants	\$ 1,125,000
26		PRJ001583	913055 NW Park	State Grants	\$ 100,000
27			Improvements FY 15		
28			Active		
29				State Grants	\$ 75,000
30		PRJ001598	913110 Clifton	General Obligation	\$ (199,292)
31			Mansion Site	Bonds - 3rd	
32			Improvements Reserve	Recreation and	
33				Parks & Public	
34				Facilities	
35		PRJ001639	914085 Patterson Park	General Obligation	\$ 400,000
36			Master Active	Bonds - 3rd Public	
37				Infrastructure	
38				State Grants	\$ 21,400

Council Bill 25-0060

1	PRJ001672	915052 Druid Park Comm Center Active	State Grants	\$ (250,000)
2				
3	PRJ001783	919031 Druid Hill Trail and Park Active	State Grants	\$ (300,000)
4				
5	PRJ002132	904772 Dypski Park Improvements	General Obligation Bonds - 3rd Public Infrastructure	\$ 155,000
6				
7				
8	PRJ002136	906122 CC Jackson Park Expansion	General Obligation Bonds - 3rd Public Infrastructure	\$ 3,600,000
9				
10				
11	PRJ002143	907161 CHOICE City Spring Park Improvements (Phase I and II)	State Grants	\$ 2,000,000
12				
13				
14				
15			General Obligation Bonds - 3rd Public Infrastructure	\$ 3,000,000
16				
17				
18	PRJ002148	908133 Easterwood Park Improvements	State Grants	\$ 1,200,000
19				
20			General Obligation Bonds - 3rd Public Infrastructure	\$ 200,000
21				
22				
23	PRJ002154	909132 Solo Gibbs Recreation Center - Phase II	State Grants	\$ 2,500,000
24				
25				
26			State Grants	\$ 1,000,000
27	PRJ002161	911087 North Harford Park Improvement	State Grants	\$ (1,000,000)
28				
29	PRJ002357	913138 Bond Street Park	State Grants	\$ (21,400)
30				
31	PRJ002480	904195 474-195 Riverside Park Pool	State Grants	\$ 750,000
32				
33	PRJ002480	904195 474-195 Riverside Park Pool	State Grants	\$ 750,000
34				
35	PRJ002488	907163 474-163 Cab Calloway Legends Sq Park	State Grants	\$ 700,000
36				
37				

Council Bill 25-0060

1			General Obligation	\$	100,000
2			Bonds - 3rd Public		
3			Infrastructure		
4	PRJ002493	908191 474-191	General Funds	\$	1,400,000
5		Patterson Park Pool			
6		and Bathhouse			
7	PRJ002494	908194 474-194	State Grants	\$	(750,000)
8		Riverside Park			
9		Bathhouse and Light			
10		Installation			
11	PRJ002497	911126 474-128 Tree	General Obligation	\$	200,000
12		Baltimore Program	Bonds - 3rd Public		
13			Infrastructure		
14	PRJ002501	910165 474-165	State Grants	\$	(138,160)
15		Howard 'P' Rawlings			
16		Conservatory - Palm			
17		House			
18	PRJ002505	914114 474-114	General Obligation	\$	55,000
19		CHOICE	Bonds - 3rd Public		
20		Neighborhood Rec.	Infrastructure		
21		Facilities - Chick			
22		Webb Rec. Center-			
23		Construction and			
24		Constr. Mgmt			
25	PRJ002506	916079 474-079	General Obligation	\$	1,120,000
26		Bocek Park Athletic	Bonds - 3rd Public		
27		Center- Gym & BB	Infrastructure		
28		Court Construction			
29	PRJ002703	921073 Park Field	General Obligation	\$	250,000
30		House Renovations -	Bonds - 3rd Public		
31		Druid Hill Comfort	Infrastructure		
32		Station			
33	PRJ002709	905168 Solo Gibbs	Casino Area Local	\$	3,000,000
34		Park- Phase I	Impact Grant -		
35		Construction	VLT Revenue		
36	PRJ002879	Herring Run - Halls	State Grants	\$	(1,000,000)
37		Springs Playground			
38	PRJ002882	Druid Hill Park -	General Obligation	\$	500,000
39		Parkdale Ave	Bonds - 3rd Public		
40		Flooding Mitigation	Infrastructure		

Council Bill 25-0060

1	PRJ002884	Congressman Elijah	General Obligation	\$	65,000
2		Cummings Recreation	Bonds - 3rd Public		
3		Center	Infrastructure		
4	PRJ002886	Lillian Jones	State Grants	\$	(700,000)
5		Recreation Center			
6		Improvements			
7			General Obligation	\$	900,000
8			Bonds - 3rd Public		
9			Infrastructure		
10	PRJ003233	Wilbur Waters Park	State Grants	\$	50,000
11	PRJ003443	Gardenville	General Obligation	\$	65,000
12		Recreation center	Bonds - 3rd Public		
13			Infrastructure		
14	PRJ003448	Carroll F. Cook Rec	State Grants	\$	800,000
15		Center Construction			
16	PRJ003449	Unifier Software	General Obligation	\$	575,000
17			Bonds - 3rd Public		
18			Infrastructure		
19	PRJ003451	Facility Roof	General Obligation	\$	700,000
20		Replacements	Bonds - 3rd Public		
21			Infrastructure		
22	PRJ003452	Facility HVAC	General Obligation	\$	450,000
23		replacements	Bonds - 3rd Public		
24			Infrastructure		
25	PRJ003542	McKim Free School	General Obligation	\$	125,000
26			Bonds - 2nd		
27			Recreation and		
28			Parks & Public		
29			Facilities		
30			General Obligation	\$	275,000
31			Bonds - 3rd		
32			Recreation and		
33			Parks & Public		
34			Facilities		
35	PRJ003567	Collington Square	State Grants	\$	200,000
36		Park Improvements			
37	PRJ003568	Druid Hill Tennis	State Grants	\$	300,000
38		Courts			
39	PRJ003569	Robert L. Dalton	State Grants	\$	1,400,000
40		Stadium			

Council Bill 25-0060

1	Transportation	PRJ000223	902326 TR12309	Federal Funds	\$ 2,000,000
2			Wilkens Ave Bridge		
3			Over Gwynns		
4		PRJ001097	907850 Replace	Federal Funds	\$ 3,000,000
5			Russell and Monroe		
6			Bridge Ramp		
7				State Grants	\$ 1,000,000
8		PRJ001214	908766 Sisson Street	Federal Funds	\$ 5,000,000
9			over CSX Active		
10				General Funds	\$ 100,000
11				(HUR Eligible)	
12		PRJ001236	909051 N. Fremont	General Funds	\$ 147,000
13			and Lafayette	(HUR Eligible)	
14			TR19304		
15				Federal Funds	\$ 588,000
16		PRJ001436	911048 Park Heights,	Federal Funds	\$ 1,315,000
17			Rogers, and Strath		
18			TR19303		
19				General Funds	\$ 329,000
20				(HUR Eligible)	
21		PRJ001515	912047 25th St and	General Funds	\$ 175,000
22			Greenmt and Kirk	(HUR Eligible)	
23			TR19302		
24				Federal Funds	\$ 700,000
25		PRJ002178	905148 Bikeways	General Funds	\$ 600,000
26			Greensway Trails Nort	(HUR Eligible)	
27				Federal Funds	\$ 2,400,000
28				State Grants	\$ 2,000,000
29		PRJ002183	906153 Impact	General Funds	\$ 450,000
30			Investment Area	(HUR Eligible)	
31			Traffic		
32		PRJ002192	914146 Big Jump	General Funds	\$ 300,000
33			Conversion/Druid	(HUR Eligible)	
34			Park		
35		PRJ002521	907156 508-156 Falls	General Funds	\$ 300,000
36			Road at Northern	(HUR Eligible)	
37			Parkway		

Council Bill 25-0060

1	PRJ002522	906157 508-157	General Funds	\$ 100,000
2		Frederick Avenue	(HUR Eligible)	
3		ADA Upgrades		
4		(Brunswick to S.		
5		Pulaksi)		
6			Federal Funds	\$ 400,000
7	PRJ002526	Neighborhood Traffic	General Funds	\$ 1,340,000
8		Calming (508-151)	(HUR Eligible)	
9			General Funds	\$ 1,000,000
10	PRJ002529	909122 508-122	State Grants	\$ 520,800
11		Martin Luther King,		
12		Jr. Boulevard Sidepath		
13	PRJ002532	910760 506-760	Federal Funds	\$ 842,000
14		Perring Parkway		
15		Ramp Bridge Over		
16		Herring Run (BC		
17		3203)		
18	PRJ002536	915131 508-131	General Funds	\$ 460,000
19		Wolfe or Washington	(HUR Eligible)	
20		Street Bike Facility		
21			Federal Funds	\$ 4,140,000
22	PRJ002897	Hillen Road Bridge	General Funds	\$ 40,000
23		Over Chinquapin Run	(HUR Eligible)	
24		(BC 3556)		
25	PRJ002901	Greenway Middle	Federal Funds	\$ 758,000
26		Branch Network Phase		
27		2		
28	PRJ002902	Pennsylvania Avenue	General Funds	\$ 500,000
29		Corridor	(HUR Eligible)	
30		Improvements (North		
31		Avenue to MLK Blvd)		
32	PRJ002903	Orleans Street	General Funds	\$ 500,000
33		Rehabilitation (N	(HUR Eligible)	
34		Washington St to N		
35		Ellwood Ave)		
36	PRJ002904	Johnston Square	General Funds	\$ 660,000
37		Improvements	(HUR Eligible)	

Council Bill 25-0060

1	PRJ002905	W North Avenue	General Funds	\$ 410,000
2		Pedestrian Safety	(HUR Eligible)	
3		Improvements (Mt		
4		Royal Ave to Hilton		
5		St)		
6	PRJ002906	Russell Street	General Funds	\$ 1,110,000
7		Rehabilitation from	(HUR Eligible)	
8		Russell Street Viaduct		
9		to City Line		
10			Federal Funds	\$ 4,440,000
11	PRJ002909	West Baltimore	General Funds	\$ 700,000
12		United		
13	PRJ002910	Oldtown Mall	General Funds	\$ 200,000
14		Improvements	(HUR Eligible)	
15	PRJ002911	Moravia Road Ramp	Federal Funds	\$ 3,400,000
16		E Bridge over Pulaski		
17		Highway (BC 4105)		
18	PRJ002913	Hanover Street	State Grants	\$ 15,500,000
19		Corridor and Vietnam		
20		Veterans Memorial		
21		Bridge NEPA Study		
22	PRJ003091	Hamilton Avenue	State Grants	\$ 96,000
23		Streetscape		
24	PRJ003096	25th	General Funds	\$ 367,000
25		Street/Huntingdon	(HUR Eligible)	
26		Avenue Rehabilitation		
27		- Greenmount Ave to		
28		29th St		
29			Federal Funds	\$ 1,469,000
30	PRJ003097	Keith Avenue	General Funds	\$ 200,000
31		Rehabilitation from	(HUR Eligible)	
32		Broening Highway to		
33		S Clinton Street		
34			Federal Funds	\$ 800,000
35	PRJ003100	Franklintown Road	General Funds	\$ 200,000
36		Bridge Over Gwynns	(HUR Eligible)	
37		Falls (BC2407)		
38			Federal Funds	\$ 800,000

Council Bill 25-0060

1	PRJ003103	Fayette Street Safety Study and Road Diet	General Funds (HUR Eligible)	\$ 110,000
2				
3	PRJ003105	Traffic Calming Quick-Build to Hardscape Conversion Citywide	General Funds (HUR Eligible)	\$ 380,000
4				
5				
6				
7	PRJ003106	Pedestrian Safety Improvements with HSIP Grant	General Funds (HUR Eligible)	\$ 200,000
8				
9				
10	PRJ003110	Resurfacing JOC - Urgent Needs (514-002)	General Funds (HUR Eligible)	\$ 4,500,000
11				
12				
13	PRJ003114	Curb Repair-Slab Repair Citywide (508-465)	General Funds (HUR Eligible)	\$ 3,000,000
14				
15				
16			General Funds	\$ 3,000,000
17	PRJ003115	Sidewalk Reconstruction (Repair) (504-100)	General Funds (HUR Eligible)	\$ 12,600,000
18				
19				
20			Other Capital Funds	\$ 1,300,000
21				
22	PRJ003116	Reconstruction of Alleys City Wide (504-200)	General Funds (HUR Eligible)	\$ 4,100,000
23				
24				
25			Other Capital Funds	\$ 1,400,000
26				
27	PRJ003120	ADA Curb Ramp and Sidewalk Construction Urgent Need East	General Funds (HUR Eligible)	\$ 900,000
28				
29				
30	PRJ003121	FY25 ADA Accommodation Requests and Remediation	General Funds (HUR Eligible)	\$ 1,000,000
31				
32				
33				
34	PRJ003122	ADA Curb Ramp and Sidewalk Construction Urgent Needs West	General Funds (HUR Eligible)	\$ 900,000
35				
36				
37	PRJ003124	Traffic Safety Improvements Citywide (512-080)	General Funds	\$ 3,000,000
38				
39				

Council Bill 25-0060

1	PRJ003125	Resurfacing Northwest (514-214)	General Funds (HUR Eligible)	\$ 7,800,000
2				
3			General Funds	\$ 1,250,000
4	PRJ003126	Resurfacing Southwest (514-215)	General Funds (HUR Eligible)	\$ 7,800,000
5				
6			General Funds	\$ 1,250,000
7	PRJ003128	Resurfacing Northeast (514-846)	General Funds (HUR Eligible)	\$ 7,800,000
8				
9			General Funds	\$ 1,250,000
10	PRJ003129	Resurfacing Southeast (514-216)	General Funds (HUR Eligible)	\$ 7,800,000
11				
12			General Funds	\$ 1,250,000
13	PRJ003130	Materials and Compliance Testing (508-029)	General Funds (HUR Eligible)	\$ 1,000,000
14				
15				
16	PRJ003131	Toward Zero - Traffic Safety Improvements (512-005)	General Funds (HUR Eligible)	\$ 1,000,000
17				
18				
19	PRJ003136	Local Roadway Resurfacing including FHWA ADA Curb Ramp Construction (504-004)	General Funds (HUR Eligible)	\$ 4,000,000
20				
21				
22				
23				
24	PRJ003137	Traffic Signal Construction & Reconstruction (512- 077)	General Funds (HUR Eligible)	\$ 1,000,000
25				
26				
27				
28			Federal Funds	\$ 5,700,000
29	PRJ003138	Intelligent Transportation System (ITS) Improvements (512-078)	General Funds (HUR Eligible)	\$ 1,000,000
30				
31				
32				
33			Federal Funds	\$ 1,000,000
34	PRJ003139	Annual Urgent Needs Bridge Repairs (506- 754)	General Funds (HUR Eligible)	\$ 2,000,000
35				
36				

Council Bill 25-0060

1	PRJ003152	Belair Road Complete Streets Phase III	General Funds (HUR Eligible)	\$ 222,000
2				
3			Federal Funds	\$ 888,000
4	PRJ003200	Baltimore Greenway Trail - Highlandtown-Greektown Connection	General Funds	\$ 690,127
5				
6				
7				
8			Federal Funds	\$ 2,500,000
9			General Obligation Bonds - 1st Community and Economic Development	\$ 503,144
10				
11				
12				
13				
14			General Obligation Bonds - 2nd Community and Economic Development	\$ 955,991
15				
16				
17				
18				
19			General Obligation Bonds - 3rd Community and Economic Development	\$ 546,000
20				
21				
22				
23				
24			State Grants	\$ 1,500,000
25			State Grants	\$ 733,000
26	PRJ003204	Cecil Elementary School Safe Routes to School Grant Award	State Grants	\$ 177,000
27				
28				
29	PRJ003300	Green Meadow Parkway Pedestrian Bridge	General Funds (HUR Eligible)	\$ 1,500,000
30				
31				
32	PRJ003506	Sharp Street Bikeway	General Funds (HUR Eligible)	\$ 350,000
33				
34	PRJ003507	Harbor Connector Ferry Landing ADA Improvements	General Funds (HUR Eligible)	\$ 1,300,000
35				
36				
37	PRJ003508	Comprehensive Transportation Planning Studies	General Funds (HUR Eligible)	\$ 750,000
38				
39				

Council Bill 25-0060

1	PRJ003509	15-Minute City Framework Plan	General Funds (HUR Eligible)	\$ 400,000
2				
3	PRJ003511	Jones Falls Gateway - GRANT	State Grants	\$ 498,000
4				
5	PRJ003518	ADA Partial Consent Decree FY25 to FY28	General Funds (HUR Eligible)	\$ 12,000,000
6				
7	PRJ003525	Frederick Avenue Streetscaping - DOT	General Funds (HUR Eligible)	\$ 200,000
8				
9	PRJ003570	Ashburton Area Lighting Project	Pimlico Area Impact Grant - VLT Revenue	\$ 100,000
10				
11				

12 **SECTION 3. AND BE IT FURTHER ORDAINED,** That the amounts set forth in Section 2 above
13 designated deappropriations and enclosed in parentheses shall revert to the surpluses of the
14 respective funds and be available for appropriation by this or subsequent ordinances.

15 **SECTION 4. AND BE IT FURTHER ORDAINED,** That:

- 16 (a) The City reasonably expects to reimburse the expenditures described in
17 Subsection (b) of this Section with the proceeds of one or more obligations (as such
18 term is used in Treas. Reg. Section 1.150-1(b) to be incurred by the City (or any entity
19 controlled by the City within the meaning of Treas. Reg. Section 1.150-1). The City
20 intends that this Section of this Ordinance of Estimates (as this Ordinance of
21 Estimates may be amended from time to time) shall serve as a declaration of the
22 City's reasonable intention to reimburse expenditures as required by Treas. Reg.
23 Section 1.150-2 and any successor regulation.
- 24 (b) The City intends that this declaration will cover all reimbursement of expenditures for
25 capital projects or programs approved in the capital budget contained in this
26 Ordinance of Estimates to the extent that the City has appropriated in this Ordinance
27 of Estimates to pay the cost thereof from one or more obligations to be issued by the
28 City (or any entity controlled by the City within the meaning of Treas. Reg.
29 Section 1.150-1). The term "obligation" (as such term is defined in Treas. Reg.
30 Section 1.150(b) and as used in this Section) includes general obligation bonds and
31 notes, revenue bonds and notes, leases, conditional purchase agreements and other
32 obligations of the City (or any entity controlled by the City within the meaning of
33 Treas. Reg. Section 1.150-1).
- 34 (c) The maximum anticipated debt expected to be incurred by the City to reimburse the
35 cost of each capital project or program in this Ordinance of Estimates is the applicable
36 appropriation listed in this Ordinance of Estimates from the proceeds of one or more
37 obligations, as such appropriations may be increased or decreased.

38 **SECTION 5. AND BE IT FURTHER ORDAINED,** That the foregoing appropriations in summary
39 consist of:

Council Bill 25-0060

1	Fund Name	Operating	Capital	Total
2	General	\$ 2,457,992,000	\$	\$ 2,607,592,000
3		<u>2,457,752,000</u>	\$ 149,600,000	<u>2,607,352,000</u>
4	Conduit Enterprise	9,108,665	-	9,108,665
5	Wastewater Utility	361,229,945	10,000,000	371,229,945
6	Water Utility	229,898,684	25,000,000	254,898,684
7	Stormwater Utility	45,117,331	10,000,000	55,117,331
8	Parking Enterprise	17,715,418	-	17,715,418
9	Parking Management	31,942,633	-	31,942,633
10	Federal	216,388,207	65,474,418	281,862,625
11	State	144,759,185	81,189,228	225,948,413
12	Special Revenue	181,978,955	-	181,978,955
13	Special Grant	1,903,766	-	1,903,766
14	General Obligation Bonds	-	125,000,000	125,000,000
15	Revenue Bonds	-	332,045,469	332,045,469
16	Other	-	\$133,678,171	\$133,678,171
17	GRAND TOTAL	\$ 3,698,034,789	\$ 931,987,286	\$ 4,630,022,075
		<u>3,697,794,789</u>		<u>4,629,782,075</u>


18 {Board of Estimates Approval on following page}


Council Bill 25-0060

APPROVED BY THE BOARD OF ESTIMATES


PRESIDENT (ABSTENTION)


MAYOR (AYE)


COMPTROLLER (ABSTENTION)



DIRECTOR OF PUBLIC WORKS (AYE)


CITY SOLICITOR (AYE)

BOARD OF ESTIMATES


6.7.25

DATE


CLERK

Council Bill 25-0060


Certified as duly passed this 16 day of JUNE, 2025



President, Baltimore City Council

Certified as duly delivered to His Honor, the Mayor,

this 16th day of JUNE, 2025



Chief Clerk

Approved this 23rd day of June, 2025



Mayor, Baltimore City

Approved for Form and Legal Sufficiency,

this 18th day of June, 2025

A TRUE COPY
Director of Finance



Chief Solicitor