

BALTIMORE POLICE DEPARTMENT

**Council President Zeke Cohen
Chairman Mark Conway
Vice Chairman Zac Blanchard**

March 11, 2025



CLEARANCE RATES

CRIME	CURRENT YEAR CLEARANCE	PRIOR YEAR CLEARANCE	NATIONAL AVERAGE	AVERAGE FOR SIMILAR SIZE CITIES
HOMICIDE	73.9%	69%	57.8%	54.7%
SHOOTING	50%	43%	--	--
RAPE	53%	25%	26.9%	28%
ROBBERY	36%	33%	27-30%	--
BURGLARY	26%	22%	9-13%	--
AGG ASSAULT	76%	62%	50-53%	--
ARSON	54%	33%	23.8%	19.1%



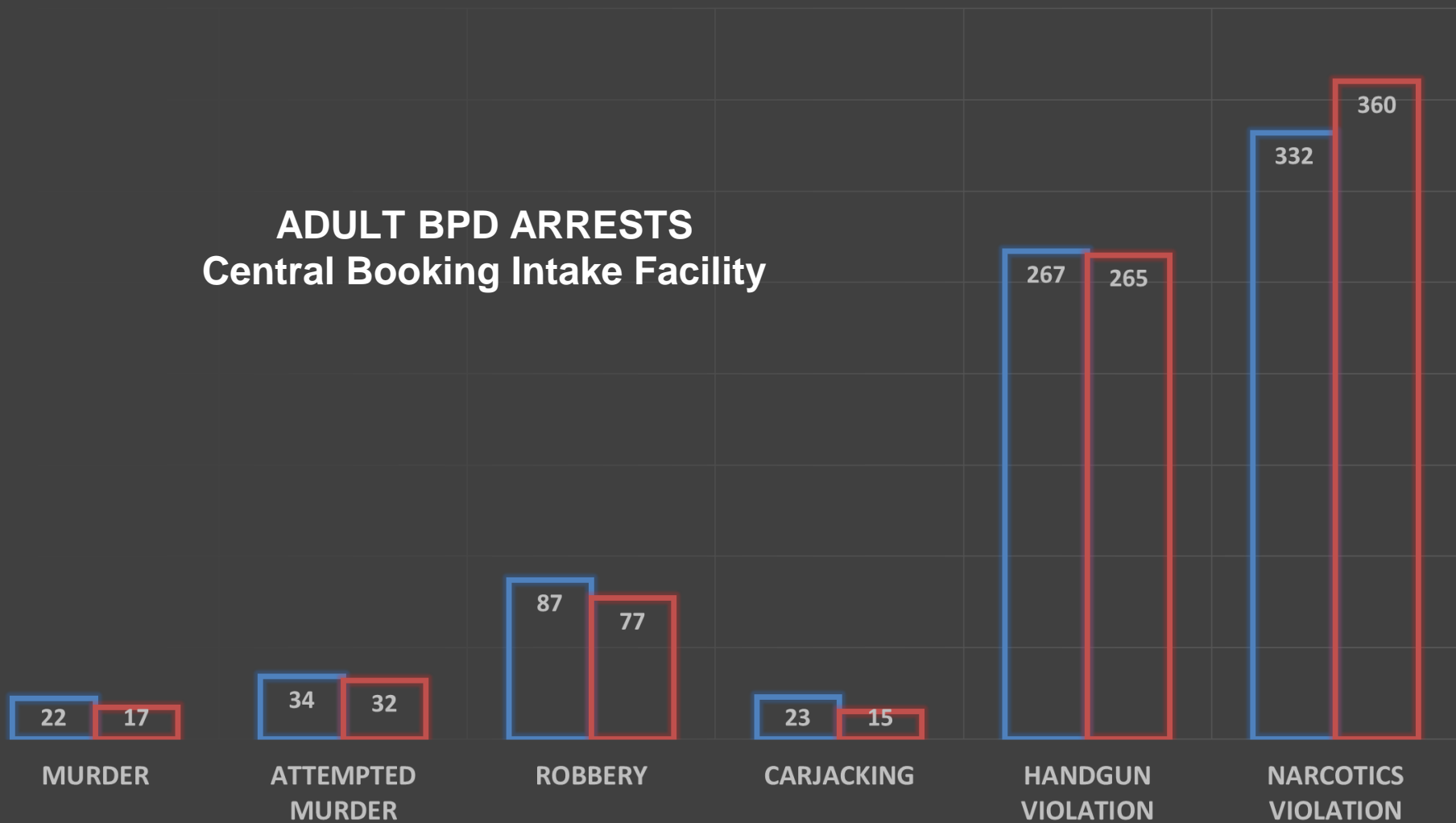
*CURRENT YEAR through 3/3/2025

**PRIOR YEAR through 3/3/2024

SIGNIFICANT ARRESTS

2024 2025

ADULT BPD ARRESTS Central Booking Intake Facility



*2025 through 3/3/2025

**2024 through 3/3/2024



*No deduplication of arrests. Some arrests may count in more than one category.

GUN-RELATED ARRESTS

BALTIMORE POLICE DEPARTMENT

2025 GUN ARRESTS

265

2024 Gun Arrests - 267

-0.7%

PATROL

2025 GUN ARRESTS

248

2024 Gun Arrests - 235

5.5%

NON-PATROL

2025 GUN ARRESTS

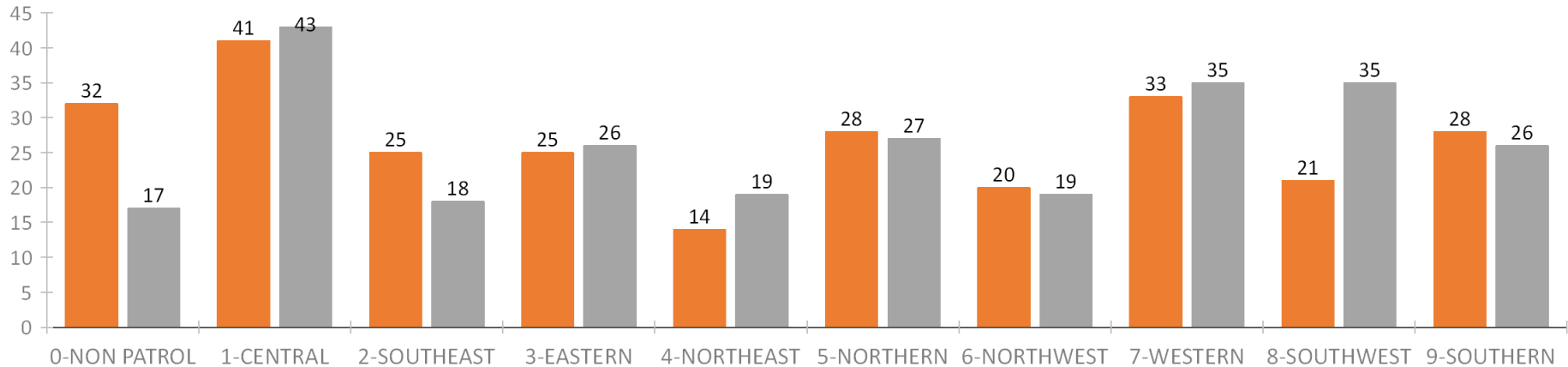
17

2024 Gun Arrests - 32

-46.9%

DISTRICT GUN ARRESTS

LYTD YTD



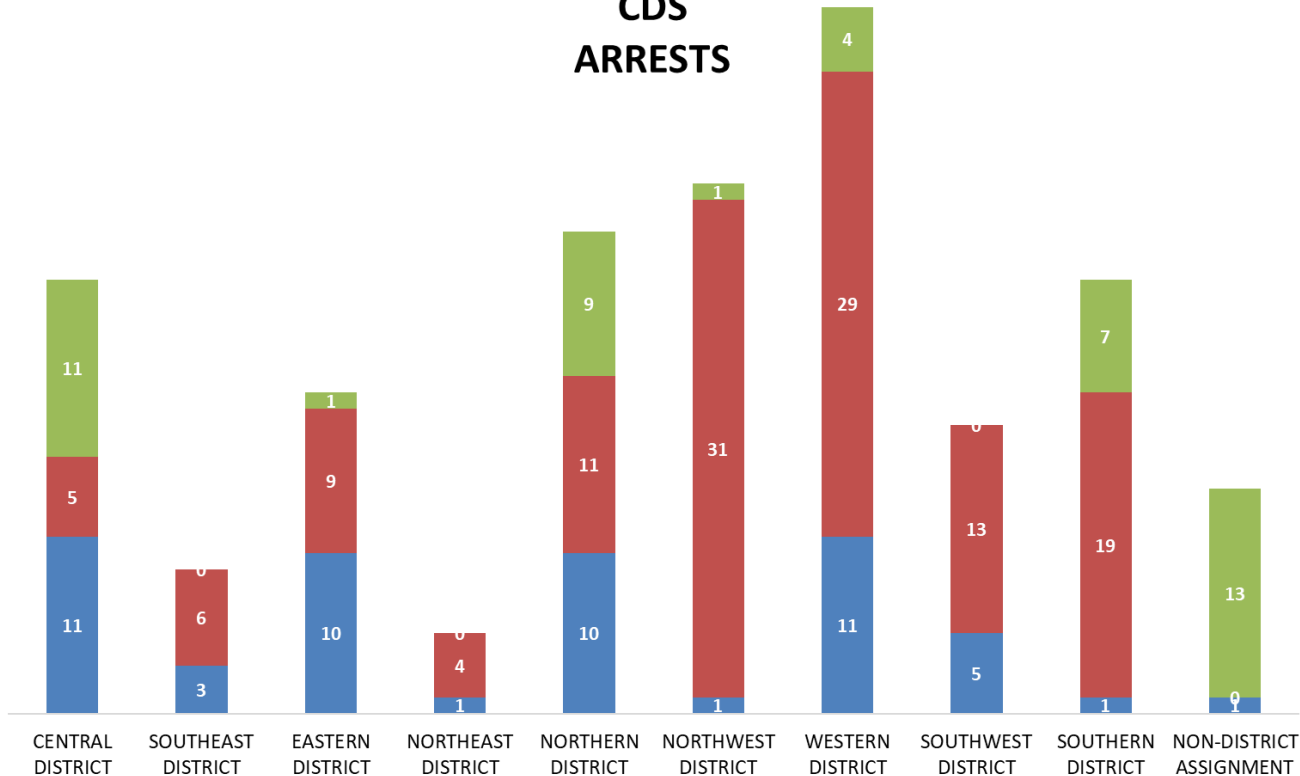
*YTD through 3/3/2025

**LYTD through 3/3/2024

FELONY CDS ARRESTS

■ Patrol ■ DAT ■ Other

FELONY CDS ARRESTS

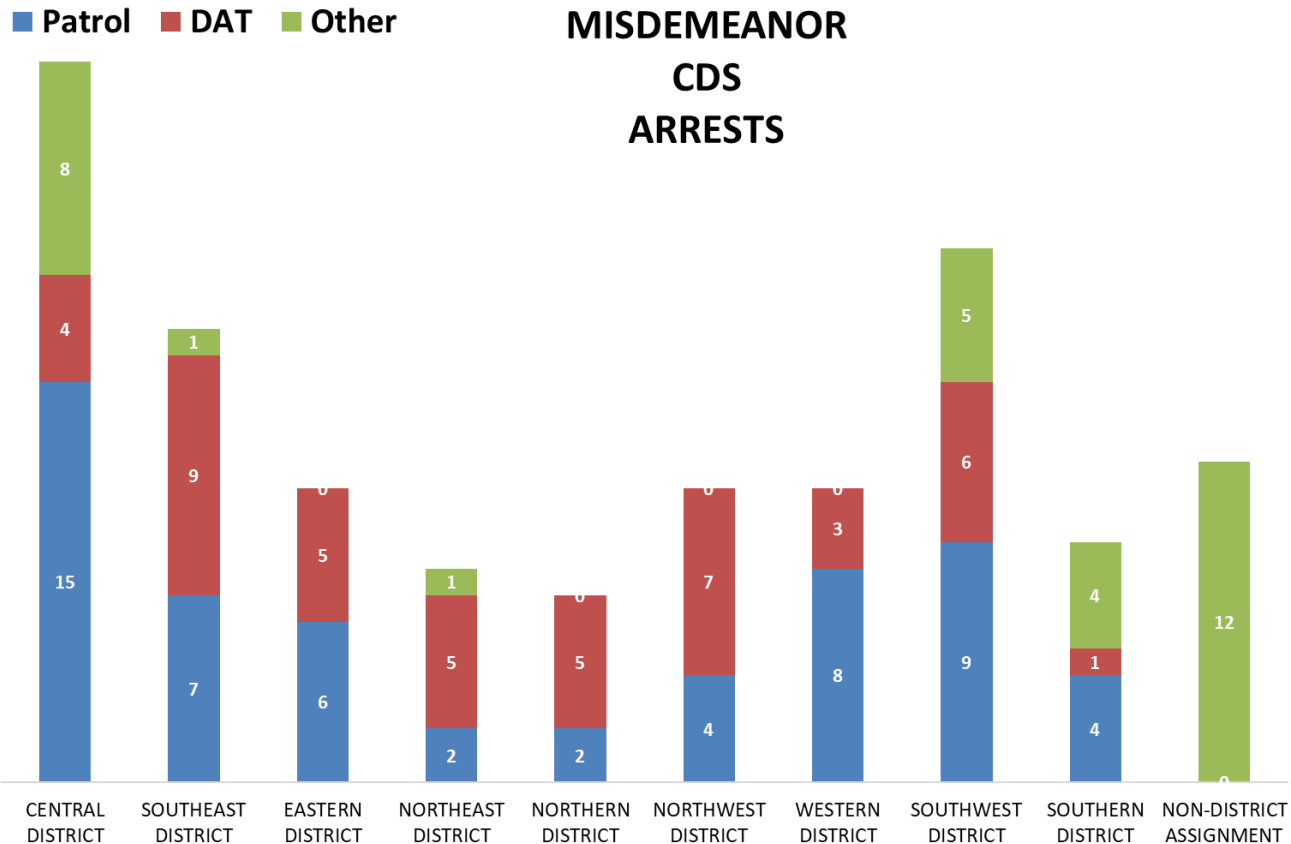


CD	SED	ED	NED	ND	NWD	WD	SWD	SD	NON	Total
27	9	20	5	30	33	44	18	27	14	227



*YTD through 3/3/2025 based on officer assignment at time of arrest

MISDEMEANOR CDS ARRESTS



CD	SED	ED	NED	ND	NWD	WD	SWD	SD	NON	Total
27	17	11	8	7	11	11	20	9	12	133

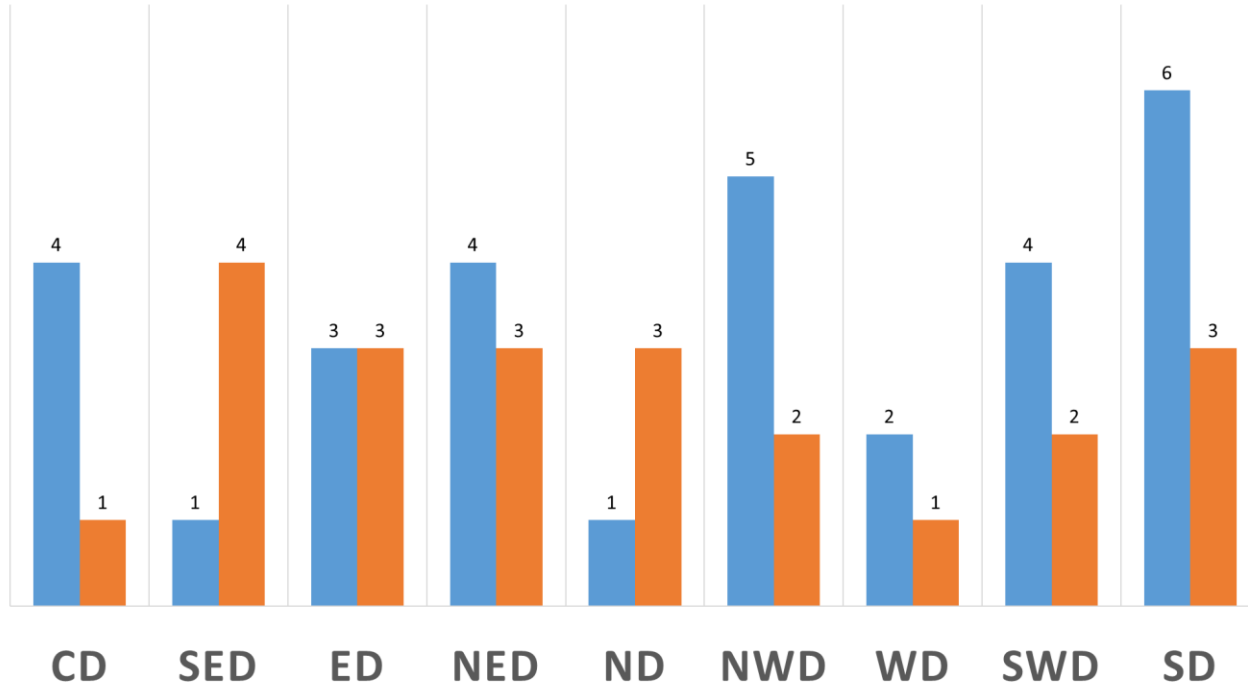


*YTD through 3/3/2025 based on officer assignment at time of arrest

CITY-WIDE CRIME OVERVIEW

HOMICIDES BY DISTRICT

■ 2024 ■ 2025



YEAR	CD	SED	ED	NED	ND	NWD	WD	SWD	SD	Total
2024	4	1	3	4	1	5	2	4	6	30
2025	1	4	3	3	3	2	1	2	3	22



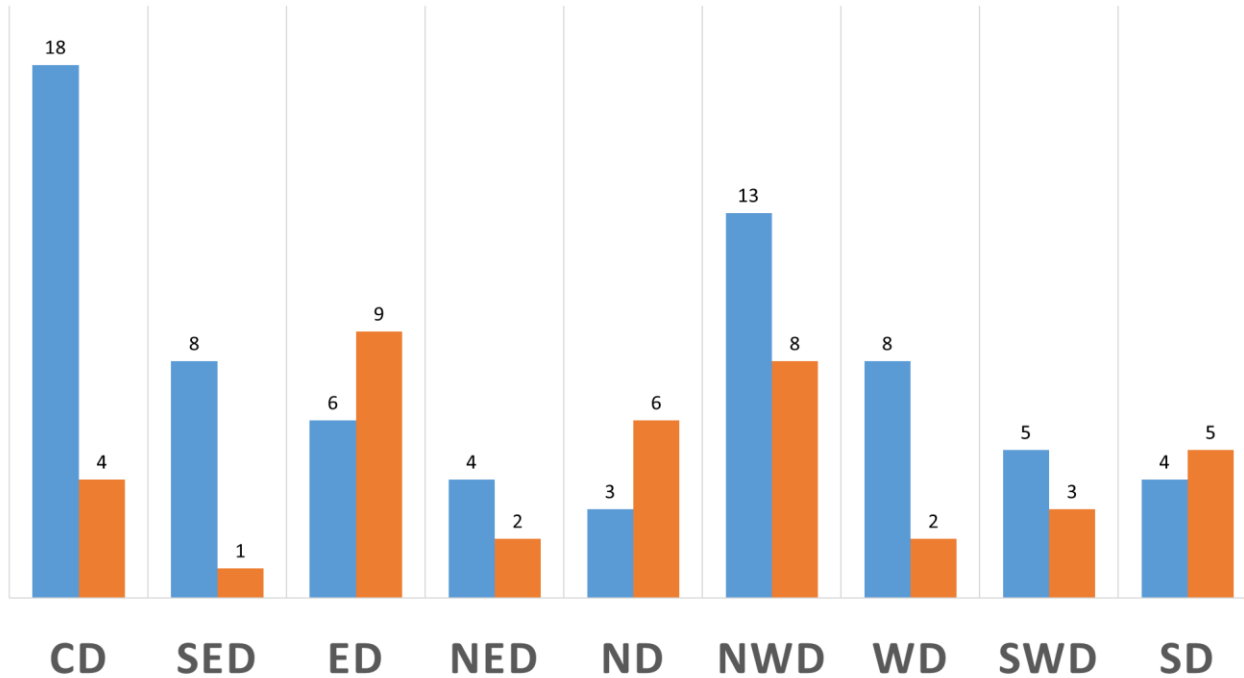
*YTD through 3/3/2025

**LYTD through 3/3/2024

CITY-WIDE CRIME OVERVIEW

SHOOTINGS BY DISTRICT

■ 2024 ■ 2025



YEAR	CD	SED	ED	NED	ND	NWD	WD	SWD	SD	Total
2024	18	8	6	4	3	13	8	5	4	69
2025	4	1	9	2	6	8	2	3	5	40



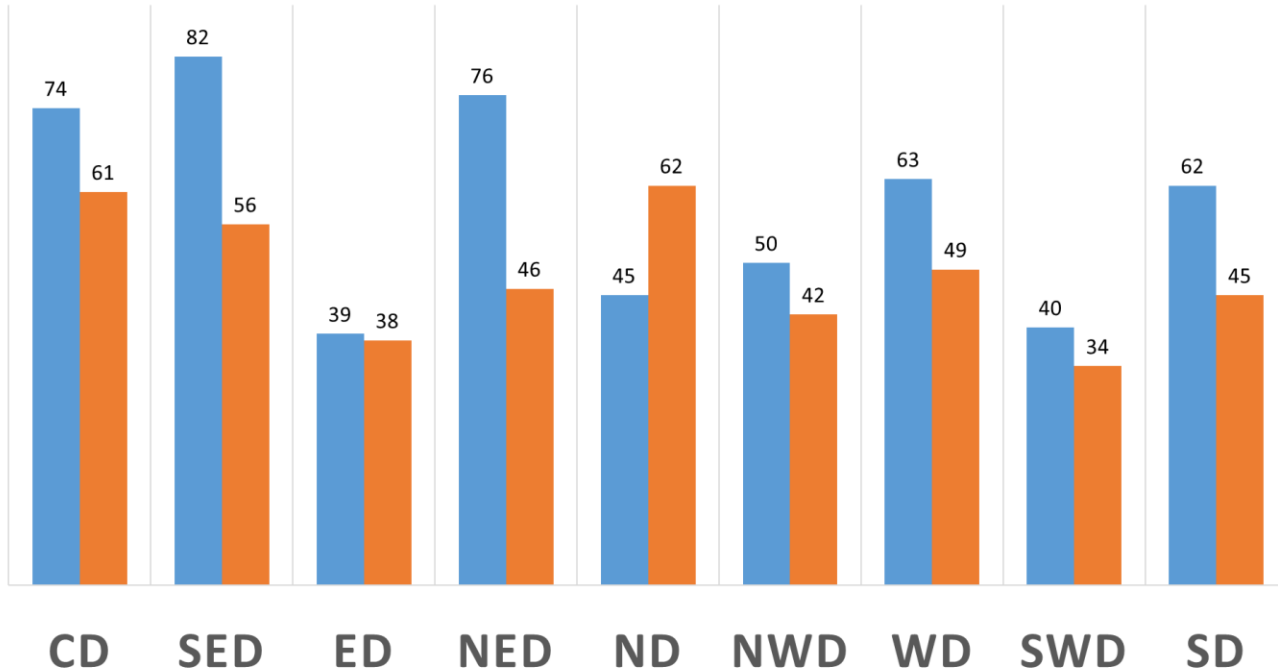
*YTD through 3/3/2025

**LYTD through 3/3/2024

CITY-WIDE CRIME OVERVIEW

ROBBERIES BY DISTRICT

■ 2024 ■ 2025



YEAR	CD	SED	ED	NED	ND	NWD	WD	SWD	SD	Total
2024	74	82	39	76	45	50	63	40	62	531
2025	61	56	38	46	62	42	49	34	45	433



*YTD through 3/3/2025

**LYTD through 3/3/2024

DOMESTIC AND YOUTH VIOLENCE

Domestic Violence Year Over Year

CRIME TYPE	YTD	LYTD	% CHANGE
HOMICIDE	0	1	-100.0%
SHOOTING	1	2	-50.0%
RAPE	1	7	-85.7%
ROBBERY	44	56	-21.4%
AGG. ASSAULT	200	237	-15.6%
BURGLARY	21	19	10.5%
AUTO THEFT	1	5	-80.0%
LARCENY	50	63	-20.6%
LARCENY FROM AUTO	1	5	-80.0%
MOTOR VEHICLE PARTS OR	1	1	0.0%
ARSON	0	2	-100.0%
COMMON ASSAULT	424	583	-27.3%

Youth Violence Year Over Year

CRIME TYPE	YTD	LYTD	% CHANGE
HOMICIDE	1	4	-75.0%
SHOOTING	2	3	-33.3%
RAPE	12	22	-45.5%
ROBBERY - CARJACKING	0	4	-100.0%
ROBBERY	63	90	-30.0%
AGG. ASSAULT	40	79	-49.4%
BURGLARY	4	5	-20.0%
AUTO THEFT	1	1	0.0%
LARCENY	16	29	-44.8%
LARCENY FROM AUTO	1	1	0.0%
MOTOR VEHICLE PARTS OR	1	0	INF
COMMON ASSAULT	135	190	-28.9%



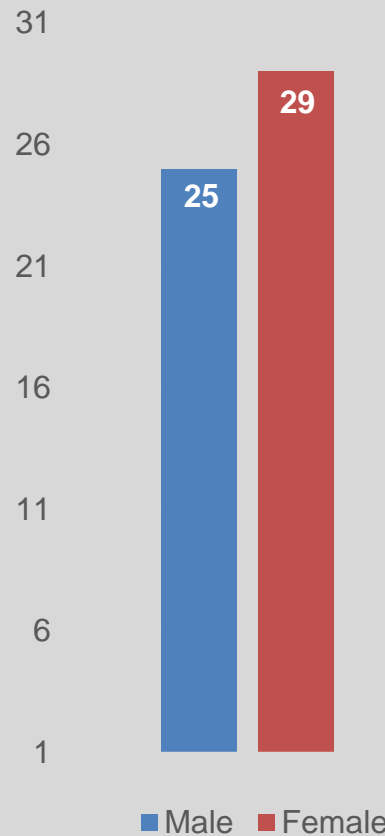
*YTD through 3/3/2025; LYTD through 3/3/2024

**All counts are victim based

Missing Children

Total Cases 54 YTD

Cases Closed 51 (94.4%)

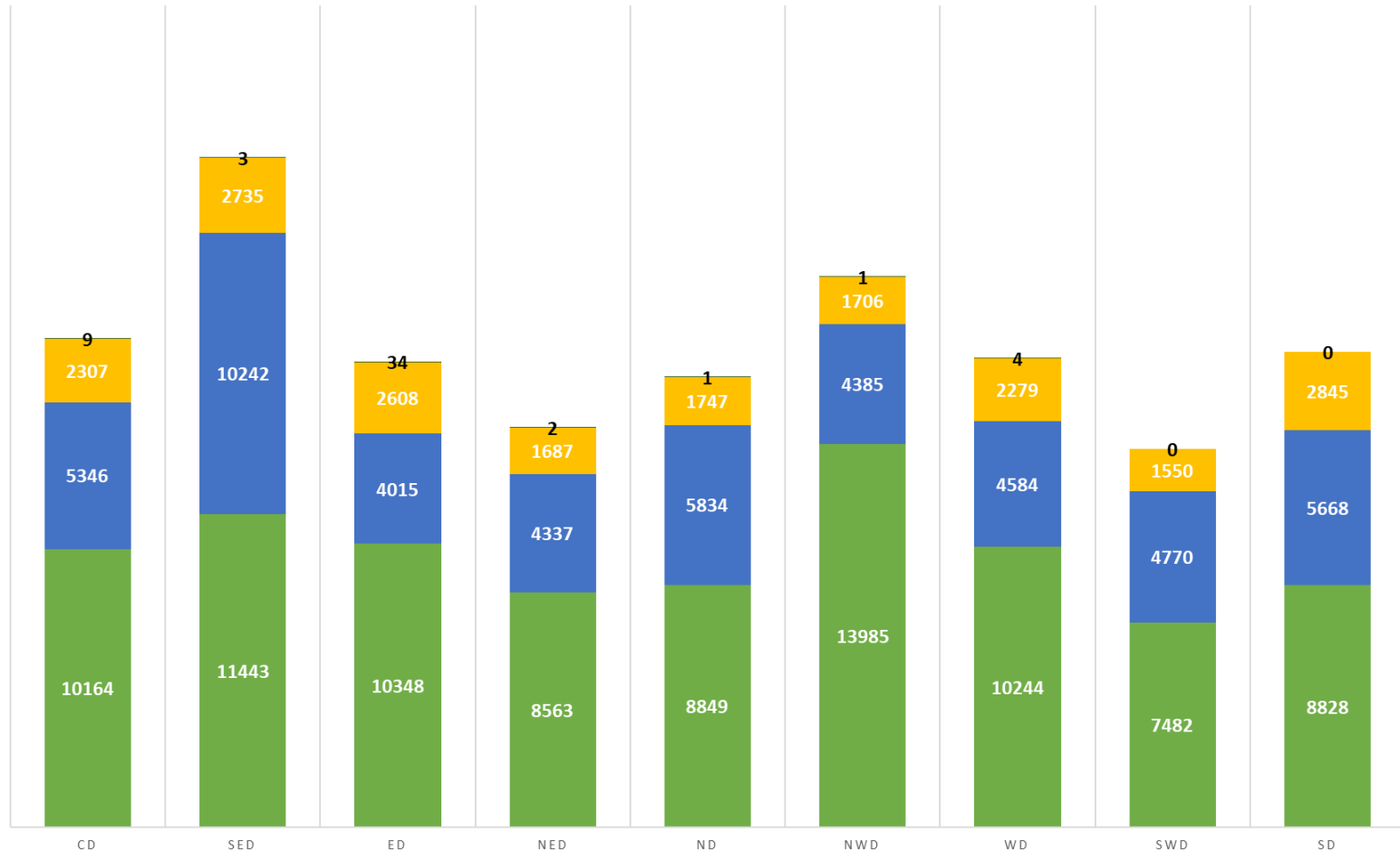


*Information from Criminal Investigation Division YTD 3/3/25

CAD PROACTIVITY

PROACTIVITY

■ BUSINESS CHECK ■ FOOT PATROL ■ TRAFFIC ENFORCEMENT ■ BICYCLE PATROL



*YTD through 3/3/2025

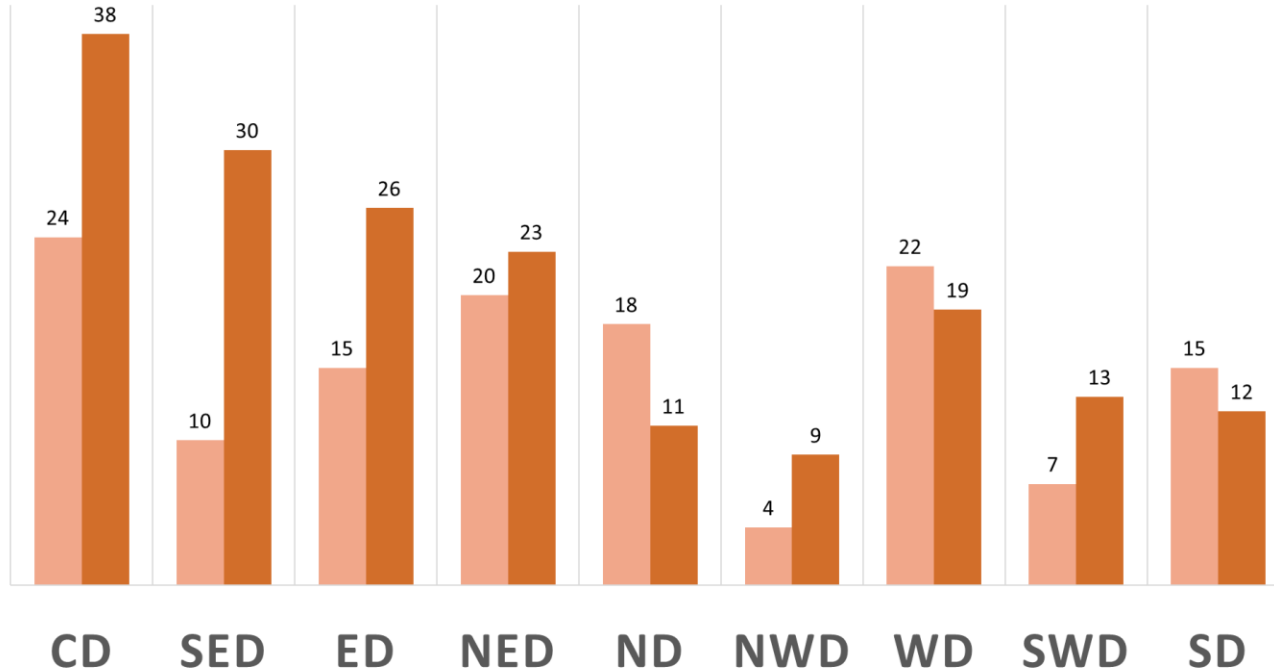


^Minimum four (4) minute call duration

JUVENILE ARRESTS

JUVENILE ARRESTS IN AXON RECORDS

■ PRIOR ■ CURRENT



YEAR	CD	SED	ED	NED	ND	NWD	WD	SWD	SD	UNK	Total
2024	24	10	15	20	18	4	22	7	15	59	194
2025	38	30	26	23	11	9	19	13	12	1	182



*YTD through 3/3/2025

**LYTD through 3/3/2024

^Arrest counts aggregated by district geography