

For Internal Use Only

**BALTIMORE CITY COUNCIL
BUDGET AND APPROPRIATIONS
COMMITTEE**

Mission Statement

The Budget and Appropriations Committee (BA) is responsible for ensuring taxpayer dollars are expended prudently and equitably. BA will exercise regular oversight of the funding and spending practices of City agencies, the City's budget, expenditures, loans, and other financial matters. The committee's areas of jurisdiction include all budgets & appropriations, taxation, financial services, consumer protection, audits, and the Comptroller's Office.

**The Honorable Danielle McCray
Chairwoman**

PUBLIC HEARING

**TUESDAY, FEBRUARY 4, 2025
10:30 AM**

COUNCIL CHAMBERS

Legislative Oversight LO25-0002

American Rescue Plan Act (ARPA) - Briefing

CITY COUNCIL COMMITTEES

BUDGET AND APPROPRIATIONS (BA)

Danielle McCray - Chair
Isaac "Yitzy" Schleifer – Vice Chair
Sharon Green Middleton
Paris Gray
Antonio Glover
Staff: Marguerite Currin (443-984-3485)

PUBLIC SAFETY (PS)

Mark Conway - Chair
Zac Blanchard – Vice Chair
Danielle McCray
Isaac "Yitzy" Schleifer
Paris Gray
Phylicia Porter
Antonio Glover
Staff: Anthony Leva (410-396-1091)

HOUSING AND ECONOMIC DEVELOPMENT (HCD)

James Torrence – Chair
Odette Ramos – Vice Chair
Zac Blanchard
Jermaine Jones
Danielle McCray
Antonio Glover
Staff: Richard Krummerich (410-396-1266)

PUBLIC HEALTH AND ENVIRONMENT (PHE)

Phylicia Porter - Chair
Mark Conway - Vice Chair
Mark Parker
Ryan Dorsey
James Torrence
John Bullock
Odette Ramos
Staff: Deontre Hayes (410-396-1260)

LABOR AND WORKFORCE (LW)

Jermaine Jones – Chair
James Torrence – Vice Chair
Danielle McCray
Ryan Dorsey
Phylicia Porter
Staff: Deontre Hayes (410-396-1260)

LAND USE AND TRANSPORTATION

Ryan Dorsey – Chair
Sharon Green Middleton – Vice Chair
Mark Parker
Paris Gray
John Bullock
Phylicia Porter
Zac Blanchard
Staff: Anthony Leva (410-396-1091)

EDUCATION, YOUTH AND OLDER ADULT (EYOA)

John Bullock – Chair
Mark Parker – Vice Chair
Sharon Green Middleton
James Torrence
Zac Blanchard
Jermaine Jones
Odette Ramos
Staff: Deontre Hayes (410-396-1260)

LEGISLATIVE INVESTIGATIONS (LI)

Isaac "Yitzy" Schleifer - Chair
Antonio Glover – Vice Chair
Ryan Dorsey
Sharon Green Middleton
Paris Gray
Staff: Richard Krummerich (410-396-1266)



BILL SYNOPSIS

Committee: Budget & Appropriations

Legislative Oversight # LO 25-0002

American Rescue Plan Act (ARPA)

Sponsor: Councilmember McCray, et al

Introduced: January 13, 2025

Purpose:

For the purpose of calling for quarterly financial oversight hearings regarding the management, disbursement and status of \$641 million in federal funding from the American Rescue Plan Act (ARPA) State and Local Fiscal Relief Funds to the City of Baltimore.

Effective: **This Legislative Oversight does not require a committee vote and will remain active until the end of the term.**

Agencies Reporting

Shamiah Kerney, Mayor’s Office of Recovery Programs

PowerPoint Presentation to be shown

Analysis

Current Law

Baltimore City Code – Article 1, Subtitle 1-City Council, 1-6

§ 1-6. Agencies to provide legislative information.

It shall be the duty of the head of every City department or bureau established by the Baltimore City Charter or by ordinance to provide all technical materials, plats, drawings, and information that are requested by any member or the President of the City Council for the purpose of introducing legislation into the Council.

(City Code, 1976/83, art. 1, §6.) (Ord. 76-080.)

Background

On Thursday, October 3, 2024, Director Shamiah Kerney came before a committee of the Baltimore City Council to present a briefing regarding the management, disbursement and status of \$641 million in federal funding from the ARPA, state and Local Fiscal Relief Funds.

Following are notes from the hearing from that hearing:

Major Speaker(s)

- Shamiah Kerney, Mayor's Office of Recovery Programs

Major Issues Discussed

1. **Director Kerney** gave opening remarks and showed a PowerPoint presentation. **A copy is attached.**
2. Committee/council members asked questions, stated concerns, and gave comments. Some highlighted topics of discussion and/or concern were:
 - Questions
 - Non-Profit Organizations
 - Do they have many challenges?
 - Are you providing any technical assistance to them?
 - Discussion(s)
 - Awarding Contracts and Meeting/Making Deadlines – talk about this!
 - Comment
 - Is grateful for the Tivoli Project, thanked Director Kerney for it.
3. Note: Also, during the hearing Director Kerney received accolades for:
“City of Baltimore Ranked #3 in the U.S. for equitable ARPA spending by the Institute for Race, Power and Political Economy” **See attached.**
4. Hearing called to recess.

Further Study

None

On Tuesday, February 4, 2025, Director Kerney and/or representative(s) from the Mayor's Office of Recovery Programs will come before the committee/councilmembers to provide **an update** regarding the management, disbursement and status of \$641 million in federal funding from the ARPA, state and Local Fiscal Relief Funds.

Also attached is:

- * December 2024 City Council Monthly Report from the Mayor's Office of Recovery Programs.
-

Additional Information

Fiscal Note: See PowerPoint Presentations – to be shown during the hearing.

Information Source(s): Notes taken during the October 3, 2024 hearing.

Marguerite M. Currin

Analysis by: Marguerite M. Currin

Direct Inquiries to: (443) 984-3485

Analysis Date: January 30, 2025

POWERPOINT
PRESENTATION
FROM THE

OCTOBER 3, 2024

SEE ATTACHED



Brandon M. Scott
Mayor

Performance and Oversight Hearing

OCTOBER 3, 2024



MAYOR'S OFFICE OF
**RECOVERY
PROGRAMS**
BALTIMORE CITY



@recoverbmore



@recoverbmore




arp.baltimorecity.gov




@recoverbmore



@recoverbmore



Overview



Financial Terminology



On **March 29, 2024**, Treasury released updated guidance about the definition of obligations. With certain conditions, **interagency agreements**, personnel costs, and administrative costs related to reporting and compliance now constitute an obligation.

Term	Description	Example
Commitment	Total investment across all fiscal years. Fully executed agreement with an agency and/or a formal public announcement including the total investment.	<i>MOED will receive \$30M for workforce development</i>
Obligation	Interagency agreements, personnel cost estimates, and administrative cost estimates submitted to Treasury.	<i>MOED and MORP have a fully executed Interagency Agreement for \$30M; MOED has a contract for training services with an external provider</i>
Expenditure	Amount charged to ARPA accounts. Funding has moved to organization. Amount reported to Treasury.	<i>MOED spent \$16.2M through August 2024 as charged to ARPA accounts.</i>

Expenditures and Obligations Across ARPA Portfolio

\$619.7M
Obligated

96.6% of ARPA funding has been obligated through August 2024




\$316.1M
Expended

49.3% of ARPA funding has been expended through August 2024



Expenditures by Organization



Expenditures by Organization | City Agencies | 1 of 2

Organization	Total Commitments	Expenditures	Percent Expended
Baltimore City – Contingency	\$2,722,918	\$0	0%
Baltimore City - General Fund Restoration	\$1,097,134	\$938,569	85.5%
Baltimore City – Pending Projects	\$6,000,000	\$0	0%
Baltimore City – Vaccine Incentives	\$10,444,760	\$10,444,760	100%
Baltimore City Dept of General Services	\$36,346,070	\$10,836,072	29.8%
Baltimore City Dept of Housing and Community Development	\$71,350,928	\$32,098,103	45%
Baltimore City Dept of Planning	\$28,017,904	\$17,798,522	63.5%
Baltimore City Dept of Public Works	\$9,919,780	\$3,685,605	37.2%
Baltimore City Dept of Transportation	\$13,100,000	\$152,078	1.2%
Baltimore City Fire Department	\$4,653,279	\$0	0%
Baltimore City Health Department	\$44,396,785	\$29,354,012	66.1%

Data as of August 2024



Expenditures by Organization | City Agencies | 2 of 2

Organization	Total Commitments	Expenditures	Percent Expended
Baltimore City Information & Technology	\$37,600,000	\$16,485,556	32.7%
Baltimore City Recreation and Parks	\$61,121,180	\$8,268,599	13.5%
Mayor's Office – Digital Services	\$2,100,000	\$977,093	46.5%
Mayor's Office of Children and Family Success	\$2,000,000	\$1,000,000	50%
Mayor's Office of Employment Development	\$30,000,000	\$16,206,326	54%
Mayor's Office of Homeless Services	\$71,500,000	\$36,589,777	51.2%
Mayor's Office of Immigrant Affairs	\$3,989,083	\$3,313,447	83.1%
Mayor's Office of Neighborhood Safety and Engagement	\$40,500,000	\$19,128,128	47.2%
Mayor's Office of Performance and Innovation	\$1,140,000	\$450,790	39.5%
Mayor's Office of Recovery Programs	\$17,000,000	\$9,705,773	57.1%
City Agency Totals	\$494,999,821	\$217,433,210	43.9%

Data as of August 2024




Expenditures by Organization | Quasi-Government & Nonprofits

Organization	Total Commitments	Expenditures	Percent Expended
Quasi - Baltimore City Board of School Commissioners	\$8,189,820	\$3,000,000	36.6%
Quasi - Baltimore Civic Fund - ERF	\$8,300,000	\$8,300,000	100%
Quasi - Baltimore Development Corporation - ERF	\$11,700,000	\$11,700,000	100%
Quasi - Baltimore Hotel Corporation	\$989,000	\$989,000	100%
Quasi - Baltimore Office of Promotion and the Arts – ERF & Artscape	\$1,000,000	\$1,000,000	100%
Quasi - Baltimore Public Markets Corporation	\$7,917,957	\$6,417,957	81.1%
Quasi - Enoch Pratt Free Library	\$4,400,000	\$1,218,110	27.7%
Quasi - Family League of Baltimore – ERF	\$2,000,000	\$2,000,000	100%
Quasi - Housing Authority of Baltimore City	\$27,419,559	\$14,259,780	52%
Quasi - Live Baltimore	\$3,067,885	\$1,533,942	50%
Quasi - Visit Baltimore - ERF	\$2,500,000	\$2,500,000	100%
Nonprofit - Nonprofit Investments	\$68,686,084	\$45,795,058	66.7%
Quasi and Nonprofit Totals	\$146,170,305	\$98,713,847	67.5%

Data as of August 2024



City Agencies Expending Less Than 50%



Baltimore City Fire Department | FY25

0%
 Expended

- All contracts for equipment purchases will be amended with ARPA language by the end of October. Expenditures dependent on equipment delivery.
- Self-contained breathing apparatuses and thermal imaging cameras are expected to be ordered within the month and delivered in Spring 2025.
- Hoses have been ordered and will be delivered March 17, 2025.
- Rain hoods will be ordered in April 2025 and delivered in June 2025.

Description	Budget	Expenditures
Equipment purchases	\$4,653,279	\$0
Total	\$4,653,279	\$0

Data as of August 2024
 Capital projects for BCFD are being overseen by DGS



BCIT – Hardware and Software Projects | FY25

39.9%
Expended



- 256 PCs out of 1,300 have been refreshed; on track for completion by 12/31/25
- BCIT has upgraded 12 out of 15 hybrid meeting rooms; on track to complete all rooms plus 10 mobile solutions
- All 185 CitiWatch ARPA-funded cameras have been replaced. BCIT is now upgrading CitiWatch infrastructure that supports 45 cameras.
- All Tax Modernization software funds are fully obligated. A 3-year subscription was purchased which will be paid out on a schedule.

Description	Budget	Expenditures
Hardware Refresh - ARPA Public Service Delivery	\$6,993,932	\$3,758,707
Hardware Refresh - ARPA Project Administration	\$1,006,068	\$162,240
RSI Tax Software	\$4,000,000	\$875,951
Total	\$12,000,000	\$4,796,898

Data as of August 2024



BCIT – Broadband and Digital Equity | FY25

45.6%
 Expended

- ● ● ● ●
- **Digital Equity Fund:** Preparing to award a \$2M grant for a capital broadband project and award the next round of digital literacy grants through BCF.
- **Public Wi-Fi:** 46 recreation centers and 5 senior centers are connected to the free public wi-fi network. Plans are underway to deploy public wi-fi zones on a set of Baltimore Main Streets.
- **Public Housing Sites:** The City has an executed MOU with HABC regarding 8 public housing sites. The City is bringing its fiber network to the property line of these sites. A contractor(s) will be selected for the last-mile work to bring broadband into individual units.

Description	Budget	Expenditures
Broadband - Digital Equity Fund	\$5,000,000	\$1,058,601
Broadband - Phase I and II	\$20,600,000	\$10,630,057
Total	\$25,600,000	\$11,688,658

Data as of August 2024



BCRP – Baltimore City Recreation and Parks| FY25

13.5%
Expended



- **Athletic Courts:** 7 out of 8 projects completed. Last project, Evesham Park court, will be finished in Fall 2024.
- **Playgrounds:** 15 out of 20 projects completed. 4 will be finished in Fall 2024, with the last (Deweese) to be completed in Spring 2025.
- **Pools:** Towanda and Coldstream Pools will be completed prior to 2025 pool season begins. Greater Model Pool was awarded 10/2/24, ready for 2026 pool season.
- **Rec Centers:** Gardenville project under way. Bids were due for Elijah Cummings on 10/2/24.
- **Trails:** 1 out of 2 projects completed. Gwynns Falls Trail project targeting completion by December 2024.

Description	Budget	Expenditures
Administration	\$2,412,186	\$855,751
Athletic Courts	\$856,814	\$551,516
Playgrounds	\$5,061,998	\$3,521,295
Pools	\$23,407,402	\$532,301
Rec Centers	\$29,000,760	\$2,681,580
Trails	\$382,020	\$126,155
Total	\$61,121,180	\$8,268,599

Data as of August 2024



Department of General Services | FY25

29.8%
Expended

- DGS projects are fully under contract except the City Hall Roof project.
- The first two libraries (Northwood and Brooklyn) are at 100% design and construction will begin shortly.
- The Northwest Community Action Center is slated to be completed in November 2024.
- All 20 load packers ordered on behalf of DPW have been delivered.
- All three fire department roof repair and replacements are slated to be completed in December 2024, and facilities improvements by June 30, 2026.

Description	Budget	Expenditures
City Libraries HVAC	\$10,800,000	\$772,673
Capital Improvements	\$9,350,000	\$1,042,455
BPD Fleet	\$6,450,000	\$4,190,152
DPW Fleet	\$5,080,220	\$4,826,209
BCFD Roofs	\$1,240,225	\$4,583
BCFD Facility Improvements	\$3,425,625	\$0
Total	\$36,346,070	\$10,836,072

Data as of August 2024



Department of Housing and Community Development | FY25

45%
Expended



- The Uplands Redevelopment project consisting of infrastructure and vertical construction will be fully completed by December 2024.
- The HUBS project has partnered with local organizations, providing \$3.15M in subgrants for project implementation.
- The Park Heights project has completed 81% of infrastructure construction and 41% of vertical construction.

Description	Budget	Expenditures
Tivoly	\$7,415,000	\$0
Wealth Building	\$4,000,000	\$52,597
CPTED	\$2,000,000	\$155,142
HUBS	\$7,000,000	\$1,310,960
IIANRF	\$15,142,498	\$2,990,069
Permitting System Upgrade	\$3,000,000	\$921,050
Healthy Homes	\$3,000,000	\$1,806,686
Park Heights	\$13,793,429	\$9,899,270
Uplands	\$12,000,000	\$10,962,328
Baltimore Shines	\$3,000,000	\$3,000,000
Renter's Right to Counsel	\$1,000,000	\$1,000,000
Total	\$71,350,928	\$32,098,102

Data as of August 2024



Department of Public Works | FY25

37.5%
Expended

- All contracts for capital improvements (Bowley's Lane) and fleet purchases have been amended or will be amended in October 2024 to include ARPA language.
- Additional vehicles will be ordered in Fall 2024. Expenditures not represented until vehicles are delivered.
- Recycling crews funded through December—an extension from June 2024.
- All funds to be spent by June 30, 2026.

Description	Budget	Expenditures
Waste Removal Contract	\$3,285,000	\$3,036,290
Recycling Crews	\$975,000	\$636,519
Capital and Operating Improvements	\$5,659,780	\$12,796
Total	\$9,919,780	\$3,685,605

Data as of August 2024



Department of Transportation | FY25

1.2%
Expended

- DOT will reconstruct 1,400 sidewalk ramps
 - 61 ramps have been completed to date.
 - Citywide ADA contract is underway
 - East and West ADA contracts were issued NTPs in August and early September.
- DOT will replace 61,000 square feet of sidewalk
 - Contract targeted for award in October 2024.
- Funding is also included for construction inspection services.

Description	Budget	Expenditures
ADA Ramp Reconstruction	\$12,301,200	\$152,078
Sidewalk Repair	\$798,800	\$0
Total	\$13,100,000	\$152,078

Data as of August 2024



Mayor's Office of Neighborhood Safety and Engagement | FY25



47.2%
Expended

- **Group Violence Reduction**
 - GVRS Expansion to Southern District delayed, targeting end of CY '24
 - MONSE executing FY25 HVIP contracts.

- **Subsidized Employment**
 - Returning Citizens Behind the Wall Program expansion will include the Women's facility and partnership with DPW.
 - GVRS Transitional Employment partnership with MOED ongoing
 - \$500k for GVRS participants to join Clean Corps

Description	Budget	Expenditures
Group Violence Reduction	\$20,684,016	\$8,451,059
Project Administration	\$5,965,392	\$4,972,690
Subsidized Employment	\$4,655,034	\$519,330
Youth and Trauma	\$4,260,000	\$2,201,207
Community Safety & Response	\$2,949,999	\$2,019,634
Victim Services	\$1,212,850	\$705,669
Re-Entry Services	\$772,709	\$258,538
Total	\$40,500,000	\$19,128,128

Data as of August 2024



Digital Services and Performance Management | FY25

Mayor's Office



44%
Expended

Digital Services

- Management of the Digital Services team is transitioning to BCIT
- Team is fully staffed at 4 people
- Team is partnering with Catalyte Baltimore to hire 2 User-Experience Research Fellows

Description	Budget	Expenditures
Create Digital Services Team	\$2,100,000	\$977,093
Create Performance Management System Team	\$1,140,000	\$450,790
Total	\$3,240,000	\$1,427,883


Data as of August 2024

Office of Performance Management and Innovation

- OPI has been closely working with BCRP, DPW, BCFD, DOT, BHCD, and DHCD on performance plans and creating an all-city permit directory page



Quasi-Government Organizations Expending Less Than 50%



Baltimore City Board of School Commissioners | FY25

37%
Expended



- MerVo HS Football Field Turf: BCPSS is soliciting an updated proposal for an on-call vendor.
- Northwestern HS Air Conditioning Installation: 45 classrooms have temporary AC. Permanent AC has been installed in the cafeteria and library. All 128 classrooms will have permanent AC by April 2025.
- City Springs Replacement Building and Edmondson HS Career & Technical Education Renovations Design Services: Targeting award in late December/early January.

Description	Budget	Expenditures
Capital Design Services and Renovations	\$8,189,820	\$3,000,000
Total	\$8,189,820	\$3,000,000

Data as of August 2024



Enoch Pratt Free Library | FY25

13%
Expended




- All 7 ARPA-funded Digital Navigators have been hired.
- Reimagining Indoor Computer Spaces: Walbrook location complete. Work at Herring Run has started. There are 7 sites, scheduled to be completed by Fall 2025.
- Expanding Outdoor Public Wi-Fi Spaces: Design (lighting, seating, etc.) procurement in progress for 4 sites total.
- Pratt Anywhere: Started collections and equipment procurement. Planning underway for 3 satellite locations.
- HVAC: Northwood and Brooklyn branches are at 100% design and construction will begin shortly. All six libraries slated to be completed by December 2025.

Description	Budget	Expenditures
Advancing Digital Equity - Assistance to Non-Profits	\$2,487,500	\$691,000
Advancing Digital Equity - Engagement and Navigation	\$1,001,000	\$343,110
Advancing Digital Equity - Pratt Anywhere	\$911,500	\$184,000
DGS: HVAC Repair and Replacement in Libraries	\$10,800,000	\$772,673
Total	\$15,200,000	\$1,990,783


Data as of August 2024



APPENDIX



Nonprofits Expenditure Overview



Expenditures by Organization | Nonprofits

Organization	Total Commitments	Expenditures	Percent Expended
1199 SEIU	\$2,000,000	\$2,000,000	100%
Aequo Foundation	\$2,000,000	\$2,000,000	100%
Ahavas Chaim Inc	\$469,113	\$469,113	100%
American Communities Trust, Inc.	\$2,250,000	\$1,796,775	79.9%
Artspace	\$300,000	\$137,959	46%
B'More Clubhouse	\$500,000	\$453,125	90.6%
B360	\$1,250,000	\$805,966	64.5%
Baltimore Bikur Cholim	\$285,000	\$285,000	100%
Baltimore City Community College Foundation	\$750,000	\$257,812	34.4%
Baltimore Corps Inc. - Sustainable Employment	\$371,000	\$324,625	87.5%
Baltimore Corps Inc. - HBCU Fellowship	\$4,000,000	\$2,000,000	50%
Baltimore Museum of Art	\$500,000	\$125,000	25%
Baltimore Safe Haven	\$500,000	\$500,000	100%
Banner Neighborhoods	\$950,000	\$950,000	8100
Bethel Outreach	\$1,250,000	\$1,250,000	100%
Black Yield Institute	\$1,000,000	\$718,750	71.9%
CASH Campaign of Maryland	\$4,800,000	\$4,800,000	100%
Chesapeake Shakespeare Company	\$275,000	\$211,792	77%
CollegeBound	\$2,000,000	\$1,000,000	50%

Data as of August 2024



Expenditures by Organization | Nonprofits

Organization	Total Commitments	Expenditures	Percent Expended
City Dibs	\$500,000	\$500,000	100%
Downtown Partnership – Small Business Assistance	\$1,600,000	\$1,300,000	81.3%
Downtown Partnership – Downtown Rise	\$4,000,000	\$0	0%
Druid Heights CDC	\$300,000	\$250,000	83.3%
Everyman Theatre	\$1,000,000	\$822,413	82.2%
FreeState Justice	\$470,000	\$364,250	77.5%
Greater Baltimore Urban League	\$1,000,000	\$890,348	89%
Green & Healthy Homes Initiative	\$2,500,000	\$1,811,717	72.5%
HeartSmiles	\$250,000	\$204,082	81.6%
International Rescue Committee	\$325,000	\$253,499	78%
Keys Empowers	\$1,000,000	\$1,000,000	100%
Leadenhall Baptist Church	\$200,000	\$150,500	75.3%
Ministers' Conference Empowerment Center CDC	\$1,200,000	\$570,000	47.5%
Maryland Volunteer Lawyers for the Arts	\$250,000	\$156,984	62.8%
Neighborhood Housing Services	\$2,800,000	\$2,337,953	83.5%
No Boundaries Coalition	\$750,000	\$551,554	73.5%
North East Housing Initiative	\$300,000	\$300,000	100%
Omega Baltimore Foundation Inc.	\$260,000	\$260,000	100%
Parity Baltimore Incorporated	\$700,000	\$436,000	62.3%

Data as of August 2024




Expenditures by Organization | Nonprofits

Organization	Total Commitments	Expenditures	Percent Expended
Parks and People	\$700,000	\$700,000	100%
Penn Ave Black Arts & Entertainment District	\$1,000,000	\$758,139	75.8%
Pro Bono Resource Center of Maryland	\$700,000	\$505,117	72.2%
Project PLASE	\$3,500,000	\$1,419,085	40.5%
ReBUILD	\$2,000,000	\$1,875,000	93.8%
Rebuilding Together Baltimore	\$575,000	\$467,172	81.2%
Soccer Without Borders	\$450,000	\$327,390	72.8%
South Baltimore Community Land Trust	\$450,000	\$318,015	70.7%
Southeast CDC	\$2,500,000	\$1,554,160	62.2%
Southwest Partnership	\$500,000	\$500,000	100%
The B&O Railroad Museum	\$185,000	\$83,137	44.9%
The Pride Center of Maryland	\$250,000	\$250,000	100%
United Way of Central Maryland	\$4,500,000	\$2,250,000	50%
University Partners	\$2,270,971	\$533,130	23.5%
Urban Strategies, Inc. Baltimore	\$2,300,000	\$862,500	37.5%
Volo Kids Foundation	\$1,000,000	\$612,272	61.2%
Walters Art Museum	\$500,000	\$125,000	25%
Wide Angle Youth Media	\$450,000	\$348,750	77.5%
Nonprofit Totals	\$68,686,084	\$45,795,058	66.7%

Data as of August 2024



Q/A



ATTACHED ARE:

1. *Certificate of Recognition*
2. *December 2024's City Council Monthly Report*



City of Baltimore

Ranked #3

in the U.S. for equitable
ARPA spending

by the Institute for Race, Power and Political Economy
at the New School after evaluating the July 2023
reports submitted to the U.S. Department of Treasury by
170 cities and counties



DECEMBER 2024

CITY COUNCIL MONTHLY REPORT




Table of Contents

Executive Memo	3
Commitments	4
Recovery Office Accomplishments.....	10
City Agency Accomplishments	10
Baltimore City Recreation and Parks (BCRP).....	10
Baltimore City Health Department (BCHD).....	10
Baltimore City Information & Technology (BCIT).....	11
Mayor’s Office of Homeless Services (MOHS)	12
Mayor’s Office of Neighborhood Safety and Engagement (MONSE)	12
Mayor’s Office of Immigrant Affairs (MIMA)	13
Department of Housing and Community Development (DHCD).....	14
Department of Planning (DOP).....	14
Department of General Services (DGS)	15
Department of Public Works (DPW)	15
Baltimore City Fire Department (BCFD).....	16
Department of Transportation (DOT)	16
Baltimore City Public School System (BCPSS).....	16
Performance Measures and Metrics	18
Population, Labor & Employment Growth.....	20
Appendix	21
Grant Award Recipients.....	22

Executive Memo

To: The Honorable City Council President Zeke Cohen; Baltimore City Council

From: Shamiah T. Kerney, Chief Recovery Officer

CC: Mayor Brandon M. Scott; Faith Leach, Chief Administrative Officer

Date: December 31, 2024

Re: American Rescue Plan Funds – Performance Oversight Council Bill 21-0121 Monthly Report

BACKGROUND

This memorandum accompanies the City of Baltimore Mayor's Office of Recovery Program's submission of its monthly report to the City Council on spending and performance related to American Rescue Plan Act (ARPA) funding. Specifically, Council Bill 21-0121 § 49-2(B) prescribes the elements of legislatively required reporting, which stipulates that monthly reports should:

1. Provide data and metrics regarding how the funds have:
 - I. Increased the effectiveness of city government services;
 - II. Broadened the reach of city government services;
 - III. Made city government services more efficient;
 - IV. Made city government services more sustainable

2. Identify key performance indicators, benchmarks, and targets related to:
 - I. Equity, as defined in Article 1, § 39-1 of the Baltimore City Code;
 - II. Population Growth;
 - III. Labor and Employment;
 - IV. Economic Growth, especially the growth of minority and women-owned businesses; and,
 - V. Community Benefit

COMMITMENTS AND EXPENDITURES

At the end of November, the Mayor's Office of Recovery Programs committed \$641.1 million in ARPA funds to City agencies, quasi-governmental organizations, and nonprofits to advance priority initiatives for Baltimore City residents. Through November 2024, about \$359.8 million had been spent on ARPA-funded projects (See Table 1), accounting for about 56.2% of the current commitments and the city's \$641M total ARPA allocation.

Commitments

Table 1 lists ARPA commitments totaling \$641,170,126 and expenditures totaling \$359,822,992 through November 2024.

TABLE 1: ARPA COMMITMENTS BY ORGANIZATION AND DESCRIPTION

ORGANIZATION	DESCRIPTION	TOTAL COMMITMENT	SPEND TO DATE
1199 SEIU		\$2,000,000	\$2,000,000
	Direct Care Worker Relief	\$2,000,000	\$2,000,000
Baltimore City		\$3,796,060	\$0
	Pending Projects	\$3,796,060	\$0
Baltimore City - Various Agencies		\$11,541,894	\$11,486,460
	Position Restoration	\$1,097,134	\$1,041,699
	Vaccine Incentive	\$10,444,760	\$10,444,760
Baltimore City Board of School Commissioners		\$7,088,656	\$3,000,000
	Capital Design Services and Renovations	\$7,088,656	\$3,000,000
Baltimore City Department of Transportation		\$13,100,000	\$1,980,768
	BCDOT ADA Ramp and Sidewalk Repair	\$13,100,000	\$1,980,768
Baltimore City Dept of General Services		\$36,346,070	\$14,218,482
	BCFD Facility Upgrades	\$3,425,625	\$190,118
	BCFD Roof Repair and Replacement	\$1,240,225	\$378,202
	City infrastructure improvement at multiple sites	\$9,350,000	\$1,694,955
	HVAC Repair in Enoch Pratt Free Library Facilities	\$10,800,000	\$1,172,959
	Investing in BPD Fleet Resources	\$6,450,000	\$5,702,029
	Purchasing of DPW load packers	\$5,080,220	\$5,080,220
Baltimore City Dept of Housing and Community Development		\$66,996,429	\$39,884,873
	Baltimore SHINES	\$3,000,000	\$3,000,000
	Blight Elimination & Prevention - Environmental Design	\$2,000,000	\$569,146
	Blight Elimination & Prevention - Healthy Homes	\$3,000,000	\$1,985,592
	Blight Elimination & Prevention - Impact Investment Areas	\$12,989,000	\$5,386,670
	Blight Elimination & Prevention - Permitting System Upgrades	\$2,399,000	\$921,050
	Blight Elimination & Prevention - Upgrades for Seniors	\$7,000,000	\$3,517,583
	Blight Elimination & Prevention - Wealth Building	\$2,400,000	\$220,096
	Park Heights - Strategic Capital Investment	\$13,793,429	\$11,595,274

ORGANIZATION	DESCRIPTION	TOTAL COMMITMENT	SPEND TO DATE
	Renter's Right to Counsel	\$1,000,000	\$1,000,000
	Tivoly - Strategic Capital Investment	\$7,415,000	\$0
	Uplands - Strategic Capital Investment	\$12,000,000	\$11,689,462
Baltimore City Dept of Planning		\$28,017,904	\$18,850,330
	Blight Elimination & Prevention - Middle Neighborhoods	\$1,000,000	\$800,000
	Blight Elimination & Prevention - Redevelopment Near Schools	\$1,287,904	\$0
	Clean Corps: Creating a Cleaner and Healthier Baltimore	\$14,660,000	\$11,083,796
	Food Insecurity	\$11,070,000	\$6,966,534
Baltimore City Dept of Public Works		\$9,919,780	\$4,303,925
	DPW Capital and Operating Improvements	\$5,659,780	\$40,417
	DPW Recycling Crews	\$975,000	\$978,508
	DPW Waste Removal Contract - Spindler	\$3,285,000	\$3,285,000
Baltimore City Fire Department		\$5,334,150	\$0
	BCFD Equipment Purchases	\$5,334,150	\$0
Baltimore City Health Department		\$44,396,785	\$32,882,833
	Communications	\$1,157,430	\$933,568
	Contact Tracing	\$8,472,205	\$7,624,749
	Food Insecurity	\$15,138,003	\$11,346,450
	Operational Support	\$2,268,007	\$2,187,691
	PPE	\$2,713,267	\$1,994,424
	Public Service Delivery	\$2,833,947	\$947,515
	Testing	\$1,095,866	\$963,099
	Vaccination	\$9,709,117	\$6,170,628
	Vulnerable Communities	\$1,008,943	\$714,710
Baltimore City Information & Technology		\$37,600,000	\$20,323,178
	BCIT RSI Tax Software	\$4,000,000	\$1,945,980
	Broadband - Digital Equity Fund	\$5,000,000	\$1,122,948
	Broadband - Phase I and II	\$20,600,000	\$11,803,469
	Technical equipment for City employees	\$8,000,000	\$5,450,782
Baltimore City Office of the Labor Commissioner		\$4,786,000	\$0
	Labor incentives for BCFD and BPD union employees	\$4,786,000	\$0
Baltimore City Recreation and Parks		\$58,408,681	\$14,378,050
	Administration	\$2,362,696	\$997,657
	Athletic Courts	\$856,814	\$848,355

ORGANIZATION	DESCRIPTION	TOTAL COMMITMENT	SPEND TO DATE
	Playgrounds	\$5,061,998	\$3,988,351
	Pools	\$23,446,667	\$4,808,289
	Rec Centers	\$26,248,996	\$3,609,242
	Trails	\$431,510	\$126,155
Baltimore Civic Fund		\$10,400,000	\$8,300,000
	Artist Relief 2	\$500,000	\$0
	Artscape 25	\$1,600,000	\$0
	Nonprofit Relief	\$8,300,000	\$8,300,000
Baltimore Corps Inc.		\$3,250,000	\$2,000,000
	HBCU Fellowship	\$3,250,000	\$2,000,000
Baltimore Development Corporation		\$11,025,042	\$11,025,042
	Small Business Relief	\$11,025,042	\$11,025,042
Baltimore Hotel Corporation		\$989,000	\$989,000
	Hilton Baltimore Inner Harbor	\$989,000	\$989,000
Baltimore Museum of Art		\$500,000	\$125,000
	Ensuring Safe Air Quality at the BMA	\$500,000	\$125,000
Baltimore Office of Promotion and the Arts		\$1,000,000	\$1,000,000
	Arts and Cultural Festival	\$500,000	\$500,000
	Individual Artists Relief	\$500,000	\$500,000
Baltimore Public Markets Corporation		\$7,917,957	\$6,417,957
	Public Markets Lost Revenue Due to Covid-19	\$3,000,000	\$1,500,000
	Redevelopment of Lexington Market	\$4,917,957	\$4,917,957
CASH Campaign of Maryland		\$4,800,000	\$4,800,000
	Administration	\$30,000	\$30,000
	Guaranteed Income Payments	\$4,770,000	\$4,770,000
CollegeBound Foundation Student Scholarships		\$2,000,000	\$1,000,000
	CollegeBound Foundation Student Scholarships	\$2,000,000	\$1,000,000
Downtown Partnership of Baltimore, Inc.		\$4,000,000	\$2,000,000
	Downtown RISE	\$4,000,000	\$2,000,000
Enoch Pratt Free Library		\$4,400,000	\$1,331,468
	Advancing Digital Equity - Assistance to Non-Profits	\$2,567,833	\$691,000
	Advancing Digital Equity - Engagement and Navigation	\$1,095,000	\$456,468
	Advancing Digital Equity - Pratt Anywhere	\$737,167	\$184,000
Family League of Baltimore		\$2,000,000	\$2,000,000
	Relief Grants to Child Care Centers	\$2,000,000	\$2,000,000

ORGANIZATION	DESCRIPTION	TOTAL COMMITMENT	SPEND TO DATE
Housing Authority of Baltimore City		\$27,419,559	\$16,029,458
	Keys Pointe Phase 2A	\$2,900,000	\$0
	Nathaniel J McFadden Learn and Play Park	\$2,475,250	\$2,475,250
	Perkins II - Strategic Capital Investment	\$1,064,107	\$1,064,107
	Perkins-Somerset-Oldtown Housing Transformation - Strategic Capital Investment	\$16,980,202	\$8,490,101
	Somerset II - Strategic Capital Investment	\$4,000,000	\$4,000,000
Live Baltimore		\$2,033,943	\$1,533,942
	Blight Elimination & Prevention - Buy Back the Block	\$2,033,943	\$1,533,942
Maryland Volunteer Lawyers for the Arts		\$250,000	\$177,657
	Legal Support for Creative Entrepreneurs	\$250,000	\$177,657
Mayor's Office		\$2,100,000	\$1,135,399
	Create Digital Services Team	\$2,100,000	\$1,135,399
Mayor's Office of Children and Family Success		\$2,000,000	\$1,538,525
	Eviction Prevention	\$1,961,475	\$1,500,000
	Eviction Prevention for Port Workers	\$38,525	\$38,525
Mayor's Office of Employment Development		\$30,000,000	\$17,816,502
	Administration	\$2,554,355	\$2,087,175
	Hire Up	\$4,971,845	\$3,740,501
	Train Up	\$8,042,823	\$4,401,692
	Workforce Supports	\$3,119,579	\$2,489,694
	YouthWorks	\$11,311,399	\$5,097,440
Mayor's Office of Homeless Services		\$76,500,000	\$41,633,628
	Housing Accelerator Fund	\$17,115,000	\$529,249
	Housing Navigation and Landlord Engagement	\$4,000,000	\$2,593,597
	Rapid Resolution and Shelter Diversion Fund	\$2,345,000	\$1,779,119
	Shelter Demobilization	\$5,605,272	\$4,013,585
	Shelter Operations and Acquisition	\$47,434,728	\$32,718,079
Mayor's Office of Immigrant Affairs		\$3,988,078	\$3,313,447
	BNAAC	\$3,660,843	\$2,986,212
	Language Access	\$327,235	\$327,235
Mayor's Office of Neighborhood Safety and Engagement		\$40,500,000	\$20,740,808
	Administration	\$5,965,392	\$5,365,941
	Community Safety & Response	\$1,500,000	\$213,206
	Gun Violence	\$24,352,650	\$9,344,273
	Neighborhoods	\$1,449,999	\$1,806,688

ORGANIZATION	DESCRIPTION	TOTAL COMMITMENT	SPEND TO DATE
	Re-entry Services	\$1,759,109	\$938,428
	Victim Services	\$1,212,850	\$766,495
	Youth and Trauma	\$4,260,000	\$2,305,778
Mayor's Office of Performance and Innovation		\$1,640,000	\$496,805
	Create Performance Management System Team	\$1,640,000	\$496,805
Mayor's Office of Recovery Programs		\$17,000,000	\$10,320,352
	ARPA Administration	\$17,000,000	\$10,320,352
Nonprofit Investments		\$41,675,153	\$34,273,080
	Aequo Foundation	\$2,000,000	\$2,000,000
	Ahavas Chaim Inc	\$469,113	\$469,113
	American Communities Trust, Inc.	\$2,250,000	\$2,250,000
	Artspace	\$137,959	\$137,959
	B'More Clubhouse	\$500,000	\$453,125
	B360	\$1,250,000	\$953,977
	Baltimore Bikur Cholim	\$285,000	\$285,000
	Baltimore City Community College Foundation	\$550,000	\$257,812
	Baltimore Corps Inc.	\$371,000	\$324,625
	Baltimore Safe Haven	\$500,000	\$500,000
	Banner Neighborhoods	\$950,000	\$950,000
	Bethel Outreach	\$1,250,000	\$1,250,000
	Black Yield Institute	\$718,750	\$718,750
	Chesapeake Shakespeare Company	\$275,000	\$211,792
	City Dibs	\$500,000	\$500,000
	Downtown Partnership	\$1,600,000	\$1,300,000
	Druid Heights CDC	\$300,000	\$300,000
	Everyman Theatre	\$1,000,000	\$822,413
	FreeState Justice	\$470,000	\$390,688
	Greater Baltimore Urban League	\$1,000,000	\$890,348
	Green & Healthy Homes Initiative	\$2,500,000	\$2,041,145
	Healthy Neighborhoods, Inc.	\$162,041	\$0
	HeartSmiles	\$250,000	\$204,082
	International Rescue Committee	\$325,000	\$253,499
	Keys Empowers	\$1,000,000	\$1,000,000
	Leadenhall Baptist Church	\$200,000	\$150,500
	Ministers' Conference Empowerment Center CDC	\$859,322	\$570,000
	Neighborhood Housing Services	\$2,800,000	\$2,337,953

ORGANIZATION	DESCRIPTION	TOTAL COMMITMENT	SPEND TO DATE
	No Boundaries Coalition	\$750,000	\$551,554
	North East Housing Initiative	\$300,000	\$300,000
	Omega Baltimore Foundation Inc.	\$260,000	\$260,000
	Parity Baltimore Incorporated	\$700,000	\$524,000
	Penn Ave Black Arts & Entertainment District	\$1,000,000	\$758,139
	Pro Bono Resource Center of Maryland	\$700,000	\$602,558
	Project PLASE	\$3,500,000	\$1,419,085
	ReBUILD	\$2,000,000	\$2,000,000
	Rebuilding Together Baltimore	\$575,000	\$575,000
	Soccer Without Borders	\$450,000	\$327,390
	South Baltimore Community Land Trust	\$450,000	\$450,000
	Southeast CDC	\$2,500,000	\$1,554,160
	Southwest Partnership	\$500,000	\$500,000
	The B&O Railroad Museum	\$185,000	\$83,137
	The Pride Center of Maryland	\$250,000	\$250,000
	Urban Strategies, Inc. Baltimore	\$1,631,969	\$1,350,420
	Volo Kids Foundation	\$1,000,000	\$862,356
	Wide Angle Youth Media	\$450,000	\$382,500
Parks and People		\$700,000	\$700,000
	Cecil Community Park Phase II	\$700,000	\$700,000
United Way of Central Maryland		\$4,500,000	\$2,250,000
	Supporting Diverse and Marginalized Art and Cultural Organizations	\$4,500,000	\$2,250,000
University Partners		\$2,248,985	\$706,222
	Project Evaluation	\$2,248,985	\$706,222
Visit Baltimore		\$6,500,000	\$2,500,000
	Hotel Relief	\$2,500,000	\$2,500,000
	Tourism and Convention Opportunity Fund	\$4,000,000	\$0
Walters Art Museum		\$500,000	\$359,798
	New Humidification Project	\$500,000	\$359,798
TOTAL		\$641,170,126	\$359,822,992

Note: Commitment and expenditure data are through November 2024. "Pending projects" denotes financial commitments for projects that do not yet have a finalized budget. Commitment amounts are subject to change.

Recovery Office Accomplishments

The Mayor's Office of Recovery Programs awarded ARPA funding to 45 nonprofit organizations. As of November 2024, all 45 nonprofits have received disbursements totaling \$34.3 million. See Table 1 for total disbursements. In addition, some highlights of select nonprofit activities in November are as follows:

- B360 held its second annual Thanksgiving community outreach event at Liberty Rec and Tech Center in partnership with the Liberty Village Project. B360 was able to spread awareness of the opportunities their program provides to over 650 people, in addition to giving away turkeys and hot meals.
- In November, nine students at Greater Baltimore Urban League completed the Cloud+ certification program. With the collaborative efforts of Reasonable Tech Solutions, the students are in the process of taking the final exam to obtain their official certification. Obtaining the Cloud + certification will provide a broader knowledge base to understand the concepts and strategies behind cloud computing and open up new career opportunities in the IT industry.
- Project PLASE has begun to relocate its services in advance of a January 2nd construction start date for its permanent supportive and emergency housing project. The organization will continue to operate the clothing closet, food pantry, and baby share program in addition to its regular services.

In addition, the Recovery Office continues to provide technical assistance to all funded city agencies, quasi-government agencies, and nonprofits and coordinates with centralized functions such as legal, procurement, and finance to facilitate timely disbursements and expenditures.

City Agency Accomplishments

BALTIMORE CITY RECREATION AND PARKS (BCRP)

Athletic Courts: All eight (8) athletic court sites have been completed and paid in full.

Playgrounds: Nineteen (19) out of twenty (20) playground projects have been completed and paid in full. The Dewees Playground will be completed in Spring 2025.

Pools: The Towanda and Coldstream Pools are under construction and on schedule. About 28% of the contract value has been paid. The Greater Model Pool project Groundbreaking was held on December 12, 2024.

Recreation Centers: The Gardenville Recreation Center remains under construction and on schedule, with the majority of utilities installed and foundations poured. The construction contract for Congressman Elijah Cummings Recreation Center was awarded at the November 20th BoE meeting. Construction is planned to begin in mid-January.

Trails: BCRP received final MBE/WBE and Audit approvals to move the Gwynns Falls Trail Signage project towards contract award in December 2024.

BALTIMORE CITY HEALTH DEPARTMENT (BCHD)

FOOD INSECURITY

HOME DELIVERED FOOD BOXES

The contract with Maryland Food Bank has been submitted to the Board of Estimates (BOE), and the contract should be on the January 8, 2025 BOE meeting agenda. The program will be converting from a 30-pound box to a 15-pound box to accommodate better the preferences of older adults as well as the increased requests for food from residents. The program will pause starting December

14 to transition to this new model and the program will relaunch on January 6.

CONGREGATE MEALS

Proposals for the Eating Together in Baltimore Program have been submitted and reviewed. Due to the holidays, the second portion of evaluations will take place in early January, including site visits and a blind taste test. A determination will be made in mid-January. While this process is being finalized, alternative funding will cover the program's meal cost.

SNAP OUTREACH

BCHD will meet with the Planning Department and the State to discuss improving access to SNAP data. BCHD is working with partners, including Maryland Food Bank, to promote the State's updated Minimum State Supplement for SNAP.

COMMUNICATIONS

The comprehensive COVID-19 campaign ads will run through late December. At that point, the vendor will have completed their work, and the campaign will end.

VACCINATION

In the month of November, the VALUE Communities team organized and led 34 COVID-19-related engagement events in social services organizations for people with disabilities, senior residences (assisted living facilities, senior apartments), health centers, community centers, churches, schools, Judy centers, Head Starts, markets, museums, and recreation centers. These events are to provide education on COVID-19 vaccination and testing, listen to Baltimore City residents' medical and social needs, and offer a variety of resources that link clients to services based on social determinants of health. Outreach activities include hosting information tables at health educator sessions, health insurance open enrollment fairs, wellness fairs, resource fairs, clinics, health fairs, food and diaper distribution sites, baby showers, and wellness walks. Specific for the season are Thanksgiving luncheons and Christmas concerts, which are good opportunities to talk to families about the COVID-19 landscape and the importance of testing and vaccination. BCHD has also seen an increased

interest in testing, and thus BCHD is still providing free COVID-19 home test kits during outreach and to organizations who request them in bulk numbers while supplies last. There are 29 outreach events planned for the month of December.

BALTIMORE CITY INFORMATION & TECHNOLOGY (BCIT)

HARDWARE REFRESH

PC refresh is trending upward, with over 85 devices refreshed this past month, bringing the total to 611 out of 1,300. BCIT has adjusted the target measure for the number of CitiWatch cameras supported by upgraded infrastructure from 45 to 51.

BCIT has completed upgrading all 15 meeting rooms with hybrid-meeting technology. BCIT has also successfully deployed one mobile solution (which can be moved to various meeting rooms to provide hybrid meeting capabilities) and has the other nine on hand to be deployed in the coming months.

DIGITAL EQUITY FUND

This past month, Broadband and Digital Equity (BDE) successfully hosted the kickoff meeting for the Cycle II grantees, establishing the launching of their projects. The meeting aligned expectations and objectives and provided an overview of reporting and evaluation processes. The positive feedback and early engagement set a strong foundation for the Cycle II cohort.

BROADBAND AND DIGITAL EQUITY – INFRASTRUCTURE

In the past month, the technical team has made substantial progress deploying public Wi-Fi across various locations. The team has successfully installed wireless access points at over half of their target sites. Collaborating closely with the DOT, the team has streamlined the permitting process for these installations, ensuring a smoother approval process for future access point locations.

Furthermore, the rollout of the FreeBMore Wi-Fi network has reached a major milestone with the completion of service at the seventh senior center.

This achievement leaves just one remaining center to be equipped with service, emphasizing the team's commitment to providing connectivity. Additionally, all established BDE public wireless zones have been registered with the Federal Communications Commission (FCC). Overall, these efforts mark a significant step forward in expanding public access to Wi-Fi.

BROADBAND AND DIGITAL EQUITY – MODERN DEVICES AND COMMUNITY ENGAGEMENT

Through partnerships, the BDE continues to expand digital access by distributing Chromebooks. The BDE team has successfully distributed 45,169 Chromebooks as of December 13, 2024.

The Digital Inclusion Advisory Board (DIAB) serves as a platform for community members to advise, assist, and make recommendations on policies, investments, and outreach initiatives. The next meeting will be hosted on December 12th. The board consists of volunteers with diverse expertise and lived experience at the intersection of technology and justice, diversity, equity, accessibility, and inclusion. The board's purpose is to convene community members, socialize information, celebrate successes, address challenges, and gather structured feedback from Baltimore residents. Regular meetings are virtual, with optional in-person gatherings to enhance engagement.

MAYOR'S OFFICE OF HOMELESS SERVICES (MOHS)

The Flex Fund has a total of 6 applications that are being processed in December. As of November 30, 2024, the Flex Fund paid out \$1,454,802.26, with another \$7,232.90 approved for payment but not yet paid, and \$19,500.00 requests are currently under review.

For the Landlord Incentive, there has been activity in the recruitment of landlords, with the staff going into the community to aid in the recruitment process. Padmission, which is a platform that specializes in landlord engagement and housing search assistance, is in the process of helping MOHS to align data reporting with performance measures. As of November 30, 2024, the Landlord Incentive

Fund has paid 16 landlords a total of \$32,000, and there are 2 applications currently under review.

The Housing Accelerator Fund (HAF) is moving forward. All HAF applications funded through the first Notice of Funding Availability (NOFA) will be approved by the BOE by the end of December. The 5 HAF awards through the second NOFA are projected to be approved by BOE by the end of January 2025. All HAF funds are projected to be expended by the grant term end date October 31, 2026). The number of projected PSH units to be created is 132.

ARPA is funding both emergency and winter shelter capacity. The conversion of the 2 hotels to PSH housing is going well. The Development Team was selected, and they have recently applied for HUD funding to help with construction and operating costs.

MAYOR'S OFFICE OF NEIGHBORHOOD SAFETY AND ENGAGEMENT (MONSE)

VICTIM SERVICES (VS)

One of VS Community Based Organizations (CBOs), Let's Thrive, held a Stop the Violence concert in November.

COMMUNITY ENGAGEMENT & OPPORTUNITY (CE&O)

The MONSE Data Team has successfully developed a Community Dashboard for the Neighborhood Policing Plan (NPP). While the dashboard is not yet live, it has been fully designed and is scheduled for launch by the first of the year. This tool will provide real-time project tracking, community engagement metrics, and enhanced transparency for stakeholders.

GROUP VIOLENCE REDUCTION STRATEGY (GVRS)

The GVRS team successfully held its first community planning session at Samuel FB Morse Recreation Center to engage with Carrollton Ridge, a historically disenfranchised community in South-

west Baltimore. During this session, residents came together to develop a unified voice, ensuring their needs and safety concerns were clearly articulated and prioritized. This collaborative effort marks a significant step toward empowering the community and addressing key issues collectively following a major GVRS takedown.

COMMUNITY VIOLENCE INTERVENTION (CVI)

MONSE continues to work with Safe Streets and BPD to fill vacant positions across its Safe Streets sites. To date, the team has filled 58 positions this year, with 17 vacancies remaining. MONSE and Safe Streets held a 3-day training with new employees in Penn North, Sandtown, Brooklyn, and Franklin Square.

SUBSIDIZED EMPLOYMENT

MONSE has been collaborating with its partners, including BCRP, DPW, DPSCS, and MOED, to amend the Memorandum of Understanding, which governs the Returning Citizens Behind the Wall (RCBTW) program.

MAYOR'S OFFICE OF IMMIGRANT AFFAIRS (MIMA)

BALTIMORE NEW AMERICAN ACCESS COALITION (BNAAC)

MIMA has worked through the BNAAC referral backlog and provided over 40 referrals each to Esperanza Center and GR/LIRS Welcome Center to assist with meeting enrollment targets. Additionally, Global Refuge Technical Assistance is actively conducting a desk audit of new enrollments at Esperanza to ensure BNAAC program and process shifts are evident in case files (e.g. additional documentation and updated procedures for BNAAC Award Card requests) in addition to providing one-on-one guidance via virtual meetings. CASA has closed out of BNAAC and submitted expenses for final payment. In partnership with BCF, MIMA has completed the no-cost extension process for the Global Refuge Welcome Center and Esperanza Center.

Esperanza Center reports continuing to promote BNAAC internally across their departments to seek referrals, and GR/LIRS Welcome Center reported conducting outreach at Salem United Methodist Church's food distribution event to engage additional community members in BNAAC.

In the month of November, MIMA hired a Program Engagement Associate whose role will combine BNAAC Outreach Manager and BNAAC Cash Assistance Manager responsibilities. MIMA is coordinating a winter coat outreach event with the GR/LIRS Welcome Center and the Immigration Outreach Service Center (IOSC), where the GR Welcome Center will conduct BNAAC Screenings.

LANGUAGE ACCESS

In November, 173 Baltimore City employees completed Language Access training on Workday, with a majority of reported completions from the Fire Department and Department of Finance. MIMA will continue to monitor and track staff training in the coming months and support agency liaisons as they identify colleagues in their respective agencies to receive the training.

MIMA will share all final versions of Cohort 3 language access plans with MORP in December. MIMA will also post final plans on its website by January 2025.

MIMA continued to distribute copies of Language-Line's Language ID cards and new I-Speak posters for agencies to post so that members of the public understand their right to request language assistance. This month, MIMA met with communications and outreach colleagues to brainstorm strategies for a soft launch of a 311-language access service request (SR), outreach materials, and distribution of I-Speak wallet cards. MIMA also developed a timeline for the SR soft launch and plans to meet with the 311 team in December to finalize the SR and process. After its finalization, the SR will undergo beta testing, and the MIMA staff will be trained in Salesforce.

MIMA will provide Language Access Oversight Committee (LAOC) members with certificates of recognition, an update on the progress made in 2024 on the Language Access Program and what's

next in 2025, as well as an update on the language access bill at a recognition event planned for December 9. MIMA also began recruiting new members to the Committee to fill three vacancies.

On November 13, the City Council voted to approve and advance Bill 24-0584 to a third reading and vote, scheduled for December 2nd. This bill would codify the City's language access policy, ensuring more equitable access to essential City services for Baltimore's LEP residents.

DEPARTMENT OF HOUSING AND COMMUNITY DEVELOPMENT (DHCD)

UPLANDS ADVANCEMENT

The Uplands Redevelopment Phase 2 ribbon cutting is scheduled for December. The project features an upgrade to outdated public infrastructures as well as the construction of 150 rental units. The ARPA investment helped to provide gap funding for a project that began in 2003 but was delayed due to a lack of funding.

IMPACT INVESTMENT AREAS

All purchase orders for abstractor and appraiser contractors will be submitted for approval in December. Transitioning from Ad Hoc payments to utilizing supplier contracts and purchase orders for these services allows for a more streamlined payment and disbursement process and expedites the administrative tasks involved with property acquisition which is a key component of the Impact Investment Area Neighborhood Reinvestment Fund.

PERMITTING SYSTEM UPGRADE

The implementation of the permitting system upgrade has been ongoing with training content development as well as Spanish translation taking place on November 6th. The internal team hopes to finalize the remaining E-Permits (public facing) job aids by mid-December. End-user training offerings and the University of Accela (UAT) Kickoff will be available in December. UAT features virtual instructor-led learning events that develop and sharpen users' ability and confidence to administrate the software and associated components.

DEPARTMENT OF PLANNING (DOP)

CLEAN CORPS

The "Whole Block Strategy" has continued to yield success, with full implementation on the West side in November and doubling collected tonnage in several of those neighborhoods. The Regional Pilot continues to succeed with approximately 204 services delivered in November, including cleaning alleys and vacant lots with illegal dumping, weeds, tree pits, and general trash and debris. Vacant properties had 28.85 tons of waste removed from neighborhoods in November, with a total of 78 tons hauled away since the launch of the regional CC branch in June 2024.

In November, Clean Corps was included in an application for funding for a Community Change grant led by the Department of Transportation to fund operations in the Coldstream Homestead Montebello neighborhood. If the application is successful, funds should be received in FY27, in time for the anticipated expiration of ARPA funds.

This month, DOP also entered into discussions with Frontline Management about transitioning crew members over to their organization in the new year. This engagement will hopefully provide connections to Baltimore's private cleaning and landscaping businesses for workforce development and greater integration, standardization, and coordination across the city sector. Further developments will be shared in future reports.

In November, Clean Corps hosted a community cleanup with Forest Park High School students. About 100 students were in attendance, cleaning a large vacant lot adopted by the school. 126 bags of leaves and debris were removed from the area.

MIDDLE NEIGHBORHOODS CDC

Healthy Neighborhoods, Inc. (HNI) continues to work with Hope Harbor CDC's leaders to create a newsletter that provides information to residents. The team working on production continues to work towards overcoming unanticipated roadblocks. One of the challenges faced has been the absence of a comprehensive list of corridor stakeholders. HNI's coordinator worked with on-the-ground partners

and a DOP area planner to create a stakeholder list with contact information, and a list of all the organizations considered “staples” in the community.

DEPARTMENT OF GENERAL SERVICES (DGS)

BALTIMORE POLICE DEPARTMENT (BPD) FLEET

DGS has received 96 of the 100 BPD Police Interceptor Utilities (PIUs) ordered using ARPA funds. Of the vehicles received, 46 are currently being upfitted, and 50 are now in service.

DEPARTMENT OF PUBLIC WORKS (DPW) LOAD PACKERS

DGS fleet has received all 20 ARPA-funded load packers. All 20 units have been upfitted, tagged, and labeled and are now in service.

HVAC IMPROVEMENTS AT CITY LIBRARIES

Design work is underway for the six library branches receiving HVAC repair and replacement. At this time, DGS expects that construction at the Brooklyn and Northwood libraries will be completed first. Construction for all six libraries is expected to conclude by October 2025.

CAPITAL IMPROVEMENTS

Construction for the Northwest Community Action Center project is nearly complete. A final walk-through was completed with the construction team on November 15, 2024.

The City Hall roof contract was awarded on November 6th. Work is slated to begin in early 2025. The ARPA-funded portion of the contract will be completed before the expenditure deadline of December 31, 2026.

DGS is also managing facility improvements at Baltimore City Fire Stations. These include roof replacements, bathroom renovations, and other facility upgrades. DGS has amended and procured all contracts to facilitate these improvements. Construction of facility upgrades is expected to start

soon. For the roof repair and replacements, construction is substantially complete on the Hazmat Fire Station, Engine 42, and Engine 45. One additional BCFD facility roof will be bid in early January 2025.

DEPARTMENT OF PUBLIC WORKS (DPW)

WASTE REMOVAL

DPW is utilizing ARPA funding to cover a contract for Spindler Refuse Service, Inc. to provide residential trash and recycling hauling for one year to help return to weekly recycling services. Services began in October 2023. The final invoice for the ARPA-funded portion of the contract was received in November.

RECYCLING CREWS

All 30 ARPA-funded recycling crew positions (10 solid waste drivers and 20 solid waste workers) were hired in January 2024. These roles experience elevated turnover rates across the industry, a trend that similarly impacts DPW. As of November, one driver position reopened, and DPW is working to fill this role promptly. Beginning in December, ARPA funding will no longer cover these roles as all \$975,000 awarded to DPW for this project was expended in November.

CAPITAL AND OPERATING IMPROVEMENTS

DPW will utilize ARPA funds for capital improvements at Bowley’s Lane and operating improvements across the Department of Solid Waste. Operating improvements include purchasing new technology and additional fleets. Capital improvement work is anticipated to begin in the coming months, DPW is currently awaiting the delivery of temporary restroom facilities before construction can begin. All fleet purchases have been ordered and spend down will occur as vehicles are delivered.

BALTIMORE CITY FIRE DEPARTMENT (BCFD)

BCFD is utilizing ARPA funding for the strategic acquisition of life-saving equipment. In order to fully obligate the entire \$10M committed to BCFD, \$680,871 was added to this interagency agreement in October, bringing the entire project amount to \$5,334,150 (for additional projects benefitting BCFD, please see DGS). The equipment includes self-contained breathing apparatuses, thermal imaging cameras, hose replacements, and rain hoods. The hose replacements are slated to be delivered in March 2025. The self-contained breathing apparatuses and thermal imaging cameras have been ordered and are expected to be delivered within six months. The final contract for the additional funding is slated to be approved in January 2025.

High School CTE Design Project are due on December 18, 2024.

The Design-Build RFP for the MerVo Football Field Turf replacement project is still in legal review and will be ready for posting in January 2025.

DEPARTMENT OF TRANSPORTATION (DOT)

Through November 2024, DOT contractors have reconstructed 337 ADA ramps, with 97 completed in the last month. DOT has met 24% of its performance target for this measure. DOT's citywide ADA contract is now complete, and its contracts for the eastern and western sectors of the City have begun construction activity.

Since awarding the Sidewalk Repair contract in early November, DOT issued the Notice to Proceed for the contract. Work will begin on DOT projects before the end of the year, pending favorable weather. Contractors cannot work on these projects in rain, snow, or freezing temperatures.

BALTIMORE CITY PUBLIC SCHOOL SYSTEM (BCPSS)

BCPSS has continued to pause the installation of air conditioning units at Northwestern High School while maintenance staff have been installing electrical upgrades to support the additional AC in the building. Installation is estimated to resume after January 1, 2025.

Bids for the City Springs Design Project are due December 30, 2024, and bids for the Edmondson

| "THIS PAGE IS INTENTIONALLY LEFT BLANK"

Performance Measures and Metrics

Table 3 includes a select number of performance measures. Measures should not be viewed as underperforming since many programs or data collection are just beginning. The Recovery Office will continue to coordinate with sub-recipients on measure accuracy. Additional data on performance measures will be included in Council reports as programs are further implemented and data becomes available. Other performance measures can be found on the [dashboard](#).

TABLE 3: SELECTED PERFORMANCE MEASURES

Low-risk organizations report performance measures quarterly, while medium/high-risk organizations report monthly. Select quarterly performance measures are as follows:

PROJECT	MEASURE	TARGET	ACTUAL
Mayor's Office of Neighborhood Safety and Engagement			
Violence Intervention	Neighborhoods - Number of incidents responded to by stabilization provider	8 annually	36 (overall)
Mayor's Office of Employment Development			
Workforce Development	(Hire Up) Number of previously unemployed or underemployed residents hired into subsidized positions with City agencies or other organizations	110 annually	256 (overall)
Workforce Development	(Train Up) Number of participants completing occupational training	-	368
Workforce Development	(Train Up) Number of unemployed or underemployed residents enrolled in occupational training through a contracted training provider	194	622
Workforce Development	(Train Up) % of completers obtaining employment following program, employed 90 days after start of job	65%	85%
Workforce Development	(Workforce supports) % of Hire Up and Train Up participants receiving one or more workforce support services - career navigation, case management, financial empowerment counseling, behavioral health, or legal services	75%	96%
Workforce Development	(SWMBE Subsidy) Number of previously unemployed or underemployed residents obtaining employment at small minority- or women-owned businesses	205	205

Note: Available data through November 2024.

The following measures provide highlights of activities across projects and investments. They also include the individual key performance indicators contributing to the overall measures.

TABLE 4: CROSS-PROJECT PERFORMANCE MEASURES

Low-risk organizations report performance measures quarterly. Measures for these organizations are updated quarterly.

MEASUREMENT	PROJECT	COUNT
Applications for organizational support		487
Number of nonprofits applying for grant awards during the reporting period	Baltimore Civic Fund Recovery Assistance	487
Applications for training and assistance programs		410
Number of applications received	Family League of Baltimore Recovery Assistance	307
Number of Letters of Intent accepted and invited to apply	MONSE - Violence Intervention	103
Enrollments in other ARPA-funded programming		654
GVRS - Counts of participants	MONSE - Violence Intervention	654
Enrollments in training and work programs		888
(Required Treasury measure) Number of workers enrolled in sectoral job training programs	Hire Up, Train Up, Small Business Wage Subsidy, and YouthWorks - Jobs Programs and Occupational Training	722
(Required by Treasury) Number of workers enrolled in sectoral job training programs	MONSE - Violence Intervention	166
Number of Households aided with food		78,593
(Required by Treasury) Number of households served by food distribution programs	COVID-19 Health Response	78,593
Number of businesses served		464
(Required by Treasury) Cumulative number of small businesses served to date	Baltimore Development Corporation Recovery Assistance	464
Number of households that received household support		177
GVRS - housing assistance - number of unique participants utilizing the benefit	MONSE - Violence Intervention	49
GVRS Participant stipends - Number of participants utilizing the benefit	MONSE - Violence Intervention	128
Number of jobs secured		283
(Hire Up) Number of previously unemployed or underemployed residents hired into subsidized positions with City agencies or other organizations	Hire Up, Train Up, Small Business Wage Subsidy, and YouthWorks - Jobs Programs and Occupational Training	283
Number of nonprofits served		234
(Required by Treasury) Cumulative number of unique nonprofits served	Baltimore Civic Fund Recovery Assistance	234
Served by child/family programs		1,952
Number of adult guardianship cases	COVID-19 Health Response	192
(Required by Treasury) Cumulative number of children served by childcare and early learning to date (pre-school/pre-K/ages 3-5)	Family League of Baltimore Recovery Assistance	1,578
Number of applicants funded	Family League of Baltimore Recovery Assistance	182
Number of homes stabilized		67
Cumulative number of units acquired that are stabilized	Neighborhood Housing Services	11
Cumulative number of abandoned homes remediated of health hazards	Rebuild Metro	35
Cumulative number of buildings stabilized	Impact Investment Areas	21
Tons of trash collected		1,065
Total trash tonnage collected and disposed	Clean Corps	1,065
Cleaning services completed		13,802
Number of cleaning services in alleys	Clean Corps	13,802

Note: Available data through November 2024.

POPULATION, LABOR & EMPLOYMENT GROWTH

Council legislation requires critical performance indicators, benchmarks, and targets related to population growth. No data source exists that would demonstrate population growth monthly. In addition, some ARPA funding may be used for programs and initiatives that could result in population growth. However, such instances would be anecdotal in nature and cannot be positively correlated to ARPA.

The Mayor's Office of Recovery Programs continues to make significant progress in awarding ARPA funds, monitoring agency and organization progress, and ensuring accountability and transparency in using these funds. Information on awards, reports, and the public-facing dashboard can be found at arp.baltimorecity.gov.



APPENDIX

CITY COUNCIL MONTHLY REPORT



Grant Award Recipients

The following tables include previously reported businesses and non-profit organizations that received ARPA grant awards from City agencies or fiscal agents providing grants through the Economic Recovery Fund.

TABLE 5: VISIT BALTIMORE GRANT RECIPIENTS

ORGANIZATION	INDUSTRY	AMOUNT RECEIVED
101 N Charles Hospitality LLC / DBA Candlewood Suites	Hotels	\$32,688
1840s Carrollton Inn	Hotels	\$4,166
511 South Central Avenue, LLC	Hotels	\$66,658
Admiral Fell Inn	Hotels	\$25,638
Baltimore Plaza Hotel	Hotels	\$30,765
Best Western Travel Plaza	Hotels	\$56,082
Comfort Inn And Suites	Hotels	\$31,086
Delta Baltimore North	Hotels	\$47,109
Delta Hotels By Marriott Baltimore Inner Harbor	Hotels	\$48,070
Four Seasons Hotel Baltimore	Hotels	\$82,040
Hilton Garden Inn And Homewood Suites Baltimore Inner Harbor	Hotels	\$111,523
Hit Trs Baltimore, LLC DBA Courtyard Baltimore Inner Harbor Hotel	Hotels	\$65,696
Hampton Inn Baltimore	Hotels	\$40,379
Hampton Inn Bayview	Hotels	\$36,854
Hilton Baltimore Inner Harbor	Hotels	\$242,595
Holiday Inn Express Baltimore Downtown	Hotels	\$22,433
Ihm Subtenant LLC DBA Sheraton Inner Harbor Hotel	Hotels	\$108,319
Inner Harbor East Hotel II Operator LLC - Baltimore Marriott Waterfront Hotel	Hotels	\$241,634
Inn At The Colonnade	Hotels	\$40,059
Mhf Baltimore Dt Operating V LLC	Hotels	\$44,866
Mj Harbor Hotel, LLC	Hotels	\$21,151
Mj Henderson's Wharf, LLC	Hotels	\$12,178
Mvh Baltimore Hotel LLC	Hotels	\$51,916
Mcsam Hotel Baltimore Harbor LLC DBA Radisson Hotel Downtown - Inner Harbor	Hotels	\$103,832
Mt Vernon Mansion LLC/ The Ivy Hotel	Hotels	\$5,448
Pro Hospitality Baltimore, LLC DBA Revival At Mount Vernon Place	Hotels	\$34,290
Rmv Hospitality LLC DBA La Quinta Inn & Suites	Hotels	\$13,460
Rachael's Dowry Bed and Breakfast	Hotels	\$1,923

ORGANIZATION	INDUSTRY	AMOUNT RECEIVED
Renaissance Baltimore Harborplace	Hotels	\$199,332
Residence Inn Baltimore At Johns Hopkins Campus	Hotels	\$62,171
Sc Baltimore Hotel, LLC DBA Baltimore Marriott Inner Harbor At Camden Yards	Hotels	\$167,926
Scmd Tower 2 LLC DBA The Holiday Inn Baltimore	Hotels	\$116,010
Sleep Inn & Suites	Hotels	\$19,869
Spring Hill Suites Baltimore	Hotels	\$31,726
Staybridge Suites - Inner Harbor	Hotels	\$32,367
Summit Hotel Trs 136, LLC (DBA Hampton Inn & Suites Baltimore Inner Harbor)	Hotels	\$37,174
Summit Hotel Trs 137, LLC (DBA Residence Inn Baltimore Inner Harbor)	Hotels	\$60,569
	TOTAL	\$2,350,002

Note: All funds previously disbursed.

TABLE 6: FAMILY LEAGUE GRANT RECIPIENTS

ORGANIZATION	INDUSTRY	AMOUNT RECEIVED
ABC Child Development Center, LLC	Child Care	\$15,000
Adrienne's Little Tots Family Daycare	Child Care	\$10,000
Agape Amour Child Care Center	Child Care	\$10,000
Alexander Family Daycare	Child Care	\$10,000
Alice Blessing Childcare	Child Care	\$10,000
All My Children Childcare Center	Child Care	\$10,000
Amya's Angels Learning	Child Care	\$10,000
Andrea's Little Kiddie Childcare	Child Care	\$10,000
Angel's Angels Family Daycare	Child Care	\$10,000
Ashley Selby	Child Care	\$10,000
Aunt Elaine's Little People	Child Care	\$10,000
Aunt Lynn's Childcare	Child Care	\$9,500
Autumn Booth	Child Care	\$10,000
Baby Graduates Day Care	Child Care	\$10,000
Bentley's Tots & Scholars Family Daycare	Child Care	\$10,000
Blessed Hands Childcare LLC	Child Care	\$10,000
Blessing Family Daycare	Child Care	\$10,000
Bright Beginnings Daycare	Child Care	\$10,000
Bright Beginnings Learning Center LLC	Child Care	\$10,000
Brilliant Braxtons Daycare	Child Care	\$10,000
Busy Bells Day Care	Child Care	\$10,000
Callieb Daycare Center	Child Care	\$10,000
Candi Cares, LLC	Child Care	\$10,000
Candy's Learning/Playhouse Christian Day Care LLC	Child Care	\$10,000
Cannon's Small Steps Family Childcare	Child Care	\$10,000
Carol's Kingdom Kids	Child Care	\$10,000
Chanel Herriott	Child Care	\$10,000
Chante's Heart To Heart Family Daycare	Child Care	\$10,000
Children Are Blessing From Above Child Care Center	Child Care	\$10,000
Children Of Victory Learning Center Inc	Child Care	\$10,000
Choo Choo Train Childcare Center	Child Care	\$20,000
Chosen Generation Family Childcare	Child Care	\$10,000
Cindy's Learning Center	Child Care	\$10,000
Come In & Let The Kids Shine In Daycare	Child Care	\$10,000

ORGANIZATION	INDUSTRY	AMOUNT RECEIVED
Comfy Care Child Care	Child Care	\$10,000
Curious Cubs Daycare	Child Care	\$9,990
Curious George Learning Center	Child Care	\$10,000
Cutisa Patterson	Child Care	\$10,000
D & K Daycare	Child Care	\$10,000
Deborah Daycare	Child Care	\$10,000
Denise Brewer	Child Care	\$10,000
Denys Moses	Child Care	\$10,000
Donna Sutton	Child Care	\$10,000
E's To Bee's Day Care	Child Care	\$10,000
Everyday Sunshine	Child Care	\$10,000
Fannie's Daycare	Child Care	\$10,000
Fine Point Stay N Play LLC	Child Care	\$10,000
Fruits Of The Spirit Christian Childcare Center	Child Care	\$10,000
Gan Rina Daycare LLC	Child Care	\$10,000
Gardner's Child Care	Child Care	\$10,000
Gifted Hands Brilliant Minds LLC	Child Care	\$10,000
Gingerbread Kidz Daycare	Child Care	\$10,000
Gloria Brown	Child Care	\$10,000
God's Little Cherubs Early Learning Center, LLC	Child Care	\$9,500
Goody Gumdrop	Child Care	\$10,000
Grins And Giggles Family Daycare	Child Care	\$10,000
Gwendolyn Day Care	Child Care	\$10,000
Happy Feet Enrichment Childcare	Child Care	\$10,000
Happy Sprouts Family Child Care	Child Care	\$10,000
Harvest Childcare	Child Care	\$10,000
Hearts Of God Family Daycare Center	Child Care	\$10,000
Heaven And Friends Daycare	Child Care	\$10,000
Heaven Sent	Child Care	\$10,000
Heavenly Angels Early Learning Center LLC	Child Care	\$10,000
Houston Angels Daycare	Child Care	\$10,000
I Believe In You Daycare	Child Care	\$10,000
Impressive Family Childcare	Child Care	\$10,000
Jack N Beans Family Childcare	Child Care	\$10,000
Jakeya Sullivan	Child Care	\$10,000

ORGANIZATION	INDUSTRY	AMOUNT RECEIVED
Jennifer Moore Licensed Daycare	Child Care	\$10,000
Junior Millenium Dcc	Child Care	\$9,500
Just Like Home Child Care	Child Care	\$9,500
Just Like Home Daycare	Child Care	\$9,500
Kaeel's Little Helpers LLC	Child Care	\$10,000
Karen's Kidz	Child Care	\$10,000
Kb's Child Care Center	Child Care	\$10,000
Kerry's Creative Kids Family Daycare	Child Care	\$10,000
Kiddie Klubhouse Family Daycare	Child Care	\$10,000
Kiddie Korral Learning Center Inc.	Child Care	\$10,000
Kiddy Kare Child Care	Child Care	\$10,000
Kids & Play Child Care	Child Care	\$10,000
Kids Edu Caring Place LLC	Child Care	\$10,000
Kids R Kids Daycare	Child Care	\$10,000
Kidzstuff Child Care Center	Child Care	\$25,000
Kim Kiddle Korner Childcare	Child Care	\$10,000
Kim's Community Care	Child Care	\$10,000
Kindred Learning Center	Child Care	\$8,500
Kreative Mindz Family Daycare	Child Care	\$10,000
Kurious Kids	Child Care	\$10,000
Labourers For Jesus Excellent Early Learning Childcare	Child Care	\$10,000
Ladawn Jones	Child Care	\$10,000
Laura's Little Angels	Child Care	\$10,000
Leslie's Leaping Learners Child Care	Child Care	\$10,000
Lil Tots Childcare	Child Care	\$10,000
Lin's Kids Child Care LLC	Child Care	\$10,000
Linda Stewart	Child Care	\$10,000
Lisa's Little Angels Daycare	Child Care	\$10,000
Little Angel Daycare	Child Care	\$10,000
Little Angels Learning Palace Daycare	Child Care	\$10,000
Little Bears Den Learning Center	Child Care	\$9,500
Little Blessing	Child Care	\$10,000
Little Blessing Family Childcare	Child Care	\$10,000
Little Champs Daycare	Child Care	\$9,500
Little Ducks Daycare	Child Care	\$9,500

ORGANIZATION	INDUSTRY	AMOUNT RECEIVED
Little Fingers and Little Toes Family Daycare	Child Care	\$10,000
Little Jewels Day Care	Child Care	\$10,000
Little Minds Learning	Child Care	\$10,000
Little Youngsters Childcare	Child Care	\$9,500
Lola's Angel's Daycare	Child Care	\$10,000
Love & Learn	Child Care	\$10,000
Loving Hands Family Daycare	Child Care	\$10,000
Markita Bose-Slide	Child Care	\$10,000
Mema's Early Learning Center	Child Care	\$10,000
Merky's Daycare Home	Child Care	\$10,000
Mi Amor Daycare	Child Care	\$10,000
Milk And Honey Childcare Services LLC	Child Care	\$15,000
Miss Robin's Daycare	Child Care	\$10,000
Mom Mom's House	Child Care	\$9,725
Montgomery Land Of Care	Child Care	\$10,000
Ms. Debbie's Tiny Toes Daycare	Child Care	\$10,000
Ms. Gloria's Loving Family Day	Child Care	\$10,000
Nee-Nee's Daycare	Child Care	\$10,000
No More Tears Daycare	Child Care	\$10,000
Old Mother Hubbard's Learning Cubbard Daycare Center	Child Care	\$25,000
Palmer's Blessed Family Child Care	Child Care	\$10,000
Patricias Daycare	Child Care	\$10,000
Positive Image Of Love	Child Care	\$10,000
Positive Youth Expressions	Child Care	\$20,000
Precious Heart Child Care	Child Care	\$10,000
Precious Life	Child Care	\$10,000
Precious Moments Family Daycare	Child Care	\$10,000
Progressive Education Center, Inc.	Child Care	\$10,000
Rene's Giggles And Wiggles	Child Care	\$10,000
Renee Tiny Tots Family Daycare	Child Care	\$10,000
Rigsby's Daycare Services	Child Care	\$10,000
Rising Stars Family Daycare	Child Care	\$10,000
Robin A Dickson/ Robin's Nest Daycare Too	Child Care	\$10,000
Robin Hursey White	Child Care	\$10,000
Robyn Bailey	Child Care	\$10,000

ORGANIZATION	INDUSTRY	AMOUNT RECEIVED
Rochelle Meadows	Child Care	\$10,000
Rose's Little Angels	Child Care	\$10,000
Sabrina Hopkins	Child Care	\$10,000
See-N-Try Chant-N-Tell Daycare	Child Care	\$10,000
Seeds To Trees Family Child Care LLC	Child Care	\$10,000
Senora Merritt	Child Care	\$10,000
Shamrock Daycare	Child Care	\$10,000
Shan's Christian Childcare	Child Care	\$10,000
Shante Dozier	Child Care	\$10,000
Shining Star Childcare Center LLC	Child Care	\$10,000
Short Stop Family Daycare	Child Care	\$10,000
Smiling Faces Daycare	Child Care	\$10,000
Sonja Tuck	Child Care	\$10,000
Splash Kids Daycare	Child Care	\$10,000
Step By Step Family Daycare	Child Care	\$10,000
Stephanie Brady	Child Care	\$10,000
Sticky Finders Messy Faces LLC	Child Care	\$10,000
Sukeena Price	Child Care	\$10,000
Sylina Angels Daycare	Child Care	\$9,500
Tammy's Loving Touch Child Care	Child Care	\$9,500
Tc Angels Daycare	Child Care	\$10,000
Tee Learning Childcare	Child Care	\$10,000
Tender Little Smiles Daycare	Child Care	\$10,000
The King's Kids Family Daycare	Child Care	\$10,000
The Play and Learn Factory	Child Care	\$9,000
Thomas Learning Place	Child Care	\$10,000
Tiffany Davis	Child Care	\$10,000
Tina's Tots Childcare	Child Care	\$10,000
Tinker Tots Childcare	Child Care	\$10,000
Tiny Hearts Tiny Minds Childcare	Child Care	\$9,000
Tonya Lawrence	Child Care	\$10,000
Torresha Cooper	Child Care	\$9,785
Toshiko Riggins	Child Care	\$10,000
Toussant Mckenzie	Child Care	\$10,000
Towing Kids Daycare	Child Care	\$10,000

ORGANIZATION	INDUSTRY	AMOUNT RECEIVED
Tracey Davis	Child Care	\$10,000
Ty's Tiny Tots T3 Daycare, LLC	Child Care	\$10,000
Tyesha Rideout	Child Care	\$10,000
Universal Child Day Care Center	Child Care	\$20,000
Vanessa's Daycare	Child Care	\$9,500
Vernetta's Home Day Care	Child Care	\$10,000
Wanda Boyfriend Girlfriend Family Childcare	Child Care	\$10,000
Zoned For Kidz Childcare LLC	Child Care	\$10,000
	TOTAL	\$1,880,000

Note: All funds previously disbursed.

TABLE 7: BALTIMORE DEVELOPMENT CORPORATION AWARD RECIPIENTS

ORGANIZATION	INDUSTRY	AMOUNT RECEIVED
27 Gems, LLC.	Other	\$9,943*
5 Star Cars, Llp	Retail Goods Establishment	\$15,000
5starr Enterprise, LLC.	Professional Services	\$10,000*
88 Events LLC	Creative Services	\$4,000
A & R Trenching, LLC	Landscaping	\$5,000
A Bunch Of Memories LLC	Personal Services	\$10,000*
A Little Faith Accounting & Tax Services, LLC.	Professional Services	\$10,000*
A To B Pest Control, LLC	Trade Contractors	\$10,000*
A&C Pack And Ship LLC	Professional Services	\$19,503*
A&I Real Estate II LLC	Other: Real Estate Developer For Injured Veterans And Others	\$25,000
A&M Smoked Meats	Manufacturer	\$10,000
Adorn Vintage Furniture & Designs	Retail	\$8,500*
Ahead Of The Game At Pimlico, LLC. DbA Park Heights Barbershop	Other	\$4,550
Ajhome Services, LLC.	Other	\$17,000*
Amsa Creative Marketing LLC	Creative Services	\$25,000*
Ankarax, LLC	Manufacturer	\$9,970*
Abhijeet LLC	Carry-Out Food Shop	\$8,250
Accessmatized	Other	\$10,000*
Afro American Company Of Baltimore City	Other	\$25,000
Afrothreads, LLC.	Manufacturing	\$10,000*
Ahns Food Co. Inc. DbA Pocopico	Food And Beverage Service Providers And Non-Hotel Hospitality	\$9,430*
Aidar Health, Inc.	Other	\$50,000*
Aim To Inspire Assisted Living LLC	Health Care Clinic	\$10,000
Alexander Jewelry LLC	Retail Goods Establishment	\$2,230*
All Things Mirrored	Retail	\$10,000*
Anand Raj, LLC. DbA New Eastern Mart Cafe & Deli	Retail	\$25,000*
Andre Bean Brand Architecture	Professional Services	\$25,000*
Angel Core Home Of Care, LLC.	Healthcare (Or Health)	\$17,081*
Appalachian Field Services	Other	\$30,000*
Arch Consultants LLC	Professional Services	\$10,000*
Art In Praxis, LLC.	Arts And Culture, (And Humanities)	\$25,000*
At My Fingertips Massage And Wellness	Personal Services	\$10,000*
Auttrianna Projects, LLC. DbA Mare Projects	Arts And Culture, (And Humanities)	\$9,873*

ORGANIZATION	INDUSTRY	AMOUNT RECEIVED
B Revel LLC	Professional Services	\$10,000*
B'more Made With Pride LLC	Manufacturing	\$25,000*
B. Marie Accessories, LLC	Retail Goods Establishment	\$5,000*
Bmore Inc.	Restaurant / Tavern / Lounge	\$12,500
Baker, Delshan Tyette DbA Endeavor Tbd	Other	\$9,922*
Baltimore Beauty Bubble, LLC.	Other	\$10,000*
Baltimore Bicycle Cooperative	Retail	\$49,941*
Baltimore Washington Contracting	Professional Services	\$10,000*
Bass Construction, LLC.	Other	\$3,375
Bawsecode	Creative Services	\$7,500*
Be The Revolution LLC	Other: Community Services	\$25,000*
Beauty By Icon LLC	Personal Services	\$25,000*
Bedmax	Retail Goods Establishment	\$25,000*
Bella Beauty Studio LLC	Personal Services	\$5,000
Bergers Bakery And Buttercup Factory	Carry-Out Food Shop	\$25,000
Berlin Bookstore, LLC. DbA The Ivy Bookshop	Retail	\$33,781*
Berthas Soul Food Bar And Grille	Food And Beverage Service Providers And Non-Hotel Hospitality	\$40,000*
Best Care Assisted Living, Ltd.	Other	\$10,000*
Bhagyaprabhat, Inc. DbA Himalayan House Invoice	Food And Beverage Service Providers And Non-Hotel Hospitality	\$50,000*
Bienmary LLC	Personal Services	\$10,000
Black Acres Roastery LLC	Manufacturer	\$25,000*
Blue Shield Assisted Living	Other	\$10,000*
Blush Beauty Bar , Inc	Personal Services	\$25,000*
Bmore Natural LLC.	Manufacturer	\$10,000*
Bmore On Demand Technologies, LLC	Personal Services	\$10,000
Bmoreart, LLC.	Arts And Culture, (And Humanities)	\$43,000*
Bold Flava Clothing, LLC	Retail Goods Establishment	\$25,000*
Bottoms Up Bagels, LLC.	Manufacturing	\$50,000*
Bouquette Beauty LLC	Manufacturer	\$10,000*
Bowling St. Paul, LLC.	Other	\$8,500
Braids & Beauty Supply	Other	\$10,000*
Bramble Bakes	Food And Beverage Service Providers And Non-Hotel Hospitality	\$39,203*

ORGANIZATION	INDUSTRY	AMOUNT RECEIVED
Brazil Gourmet Marketplace, LLC	Food And Beverage Service Providers And Non-Hotel Hospitality	\$48,779*
Brickrose Exchange	Entertainment Or Performance Venue	\$10,000*
Bridging Gaps Through Positive Solutions	Health Care Clinic	\$25,000
Bull's Eye Soul Food DbA Of Park, Jeong Soon	Food And Beverage Service Providers And Non-Hotel Hospitality	\$25,000*
Bushelers Of Baltimore	Personal Services	\$10,000*
C & B Classic Cuts	Personal Services	\$10,000*
C. Marie Services, LLC	Professional Services	\$6,461*
Cdm Financial Solutions, LLC.	Professional Services	\$3,366*
Cajou Creamery	Manufacturer	\$25,000*
Call & Response Limited Liability Company	Creative Services	\$19,250
Cameron Manor, LLC.	Other: Assisted Living	\$2,500
Camille Intuitive Wellness	Personal Services	\$25,000*
Camper & Associates, Inc.	Professional Services	\$6,000*
Candistyles921	Personal Services	\$10,000*
Cane Collective LLC	Manufacturer	\$25,000*
Cardinal Chiropractic, P.c.	Health Care Clinic	\$5,000*
Carter Landscaping	Landscaping	\$10,000
Castillo And Villegas Boutique And Day Spa, LLC.	Other	\$8,382*
Celestial Catering Inc	Food And Beverage Service Providers And Non-Hotel Hospitality	\$49,795*
Cellvirepair Wireless LLC	Retail Goods Establishment	\$25,000
Central Service & Repair	Trade Contractors	\$10,000
Charm City Chocolates LLC	Manufacturer	\$25,000*
Charo General Merchandise, LLC.	Retail	\$10,000*
Charro Negro, LLC.	Food And Beverage Service Providers And Non-Hotel Hospitality	\$50,000*
Chauncey's LLC	Personal Services	\$10,000*
Cherry's Beauty Supply Store	Retail Goods Establishment	\$10,000*
Chirron Rax	Other	\$10,000*
Choe & Shin, Inc.	Carry-Out Food Shop	\$25,000*
Chun Byung Wook DbA Friendly Fried Chicken	Food And Beverage Service Providers And Non-Hotel Hospitality	\$5,000

ORGANIZATION	INDUSTRY	AMOUNT RECEIVED
Cilantro LLC DbA Pitamore	Restaurant / Tavern / Lounge	\$25,000
Cindy J Cosmetics Labs, LLC.	Manufacturing	\$25,000*
Cityweeds LLC	Manufacturer	\$10,000*
City's Finest Inc. DbA City's Finest Barbershop	Other	\$6,125*
Clea Event Productions	Professional Services	\$10,000*
Codetta Bake Shop, LLC	Carry-Out Food Shop	\$25,000*
Command Health & Wellness Center LLC	Health Care Clinic	\$25,000
Connies Pizza, LLC	Carry-Out Food Shop	\$7,000*
Corradetti Glassblowing Studio & Gallery	Art Gallery	\$5,000
Creative Development Studios, LLC.	Arts And Culture, (And Humanities)	\$21,144*
Crust By Mack, LLC.	Food And Beverage Service Providers And Non-Hotel Hospitality	\$50,000*
Culinary Architecture Partners	Retail Goods Establishment	\$25,000*
Cupsey Cakesy Dee	Food And Beverage Service Providers And Non-Hotel Hospitality	\$4,180
Currency Studio LLC	Retail Goods Establishment	\$10,000*
Current, LLC	Art Gallery	\$25,000*
Cutz By Temp	Other	\$7,964*
D.h.r.&R., Inc. DbA Donna's Tavern	Food And Beverage Service Providers And Non-Hotel Hospitality	\$25,000*
Dj's Ep LLC	Professional Services	\$5,000*
Dmc Empowering Health Services, LLC	Health Care Clinic	\$10,000*
Dms Trucking, LLC	Other: Hauling Services	\$25,000
Dads United Organization LLC	Personal Services	\$17,500*
Daley, Difranco & Co., LLC	Other: Real Estate Developer/ Property Manager	\$13,000*
Dalohair	Personal Services	\$10,000*
Dancing Potatoes, LLC.	Food And Beverage Service Providers And Non-Hotel Hospitality	\$25,000*
Debbie's Cuisine Catering, LLC.	Food And Beverage Service Providers And Non-Hotel Hospitality	\$50,000*
Deborah Johnson LLC	Professional Services	\$10,000
Decorelle, LLC	Creative Services	\$25,000
Dedde's LLC	Restaurant / Tavern / Lounge	\$15,000
Developing Youth, Inc.	Child Care	\$10,000*

ORGANIZATION	INDUSTRY	AMOUNT RECEIVED
Diaspora Salon, LLC	Personal Services	\$20,000*
Differentregard Co. LLC.	Manufacturing	\$50,000*
Diner Latino Inc	Restaurant / Tavern / Lounge	\$20,000*
Dominican Jewelry And Phone Accessories	Retail	\$10,000*
Dope Beauty Bar, LLC.	Other	\$6,221*
Dragoon, LLC	Other: Food Services	\$10,000*
Drama Mama Bookshop, LLC.	Manufacturing	\$10,000*
Dreamteam Tattoos	Other	\$8,053*
E&M Hope Inc. DbA Lauman's Meats	Food And Beverage Service Providers And Non-Hotel Hospitality	\$45,000*
E's To Bee's Day Care	Child Care	\$5,000
Elaborate Designs By Tiffany Marie LLC	Professional Services	\$15,000*
Elb Strategic Holdings, LLC	Professional Services	\$9,640
Elbows LLC	Carry-Out Food Shop	\$5,000
Earth Elements Soapworks, LLC.	Manufacturing	\$10,000*
Earth's Enrichments, Inc.	Manufacturer	\$25,000*
Ebert Enterprises DbA Curry Printing	Professional Services	\$48,153*
Eclipta Herbal (Alissa Dennis)	Personal Services	\$10,000*
Eden Environments	Professional Services	\$9,992*
El Merengue LLC	Restaurant / Tavern / Lounge	\$25,000*
El Puerto Jarocho	Restaurant / Tavern / Lounge	\$15,000
Elite Secrets, LLC.	Retail	\$50,000*
Emmjay, LLC (Jordan Clemons)	Personal Services	\$8,000*
England's Eatery Cafe LLC	Restaurant / Tavern / Lounge	\$25,000*
Epic Art Universe, LLC	Creative Services	\$8,279*
Everyone Counts, Inc.	Healthcare (Or Health)	\$5,000
Everything Turkey DbA The Turkey Truck	Food And Beverage Service Providers And Non-Hotel Hospitality	\$12,422
Exittheapple, LLC. DbA Oyin Handmade	Manufacturing	\$48,000*
Express Tag And Title	Professional Services	\$10,000*
Eyedeas Medical Inc.	Manufacturing	\$25,000*
Fabulously Organizd, LLC. DbA Dollhouse Hair Studio	Other	\$9,747*
Fancy Free, LLC.	Manufacturer	\$25,000*
Federal Hill Fitness	Recreation And Sports	\$50,000*
Fem Equity	Professional Services	\$7,525*

ORGANIZATION	INDUSTRY	AMOUNT RECEIVED
Femly Corporation	Manufacturer	\$25,000*
Fine Fare Food Mart LLC (Carry Over)	Retail Goods Establishment	\$10,000
Fishnet Baltimore LLC	Restaurant / Tavern / Lounge	\$24,000*
Fit Tribe Wellness LLC	Personal Services	\$10,000*
Fran's Organic Bodycare, LLC.	Retail	\$50,000*
Franchesca's Empanadas Cafe LLC	Restaurant / Tavern / Lounge	\$20,000*
Fresh And Shine Cleaning Services, LLC.	Other	\$10,000*
Friendly Fried Chicken Inc.	Food And Beverage Service Providers And Non-Hotel Hospitality	\$15,000*
Full Circle Fine Art Services, Inc	Manufacturer	\$22,756*
Fyodor Biotechnologies	Manufacturing	\$50,000*
Galerie Myrtis, LLC.	Arts And Culture, (And Humanities)	\$50,000*
Gallery Grill & Poke House LLC (Carry Over)	Carry-Out Food Shop	\$12,500
Ge'lor House	Retail Goods Establishment	\$10,000*
Geraldine Grandgirl Coding Academy	Professional Services	\$9,000*
Get Better Do Better LLC	Health And Fitness Center	\$11,644*
Get Shredded, LLC.	Retail	\$10,000*
Getlayced	Personal Services	\$10,000*
Global Wealth Doctors	Professional Services	\$17,500*
Gold And Black, LLC.	Food And Beverage Service Providers And Non-Hotel Hospitality	\$50,000*
Gold Scissors, LLC. Dba Gold Scissors Barbershop	Other	\$10,000*
Golden Years Home Care, LLC.	Healthcare (Or Health)	\$20,000*
Good Life Assisted Living, LLC	Other: Assisted Living	\$9,580*
Good Part And Company, LLC.	Food And Beverage Service Providers And Non-Hotel Hospitality	\$24,700*
Got You Covered Consulting LLC	Professional Services	\$16,000*
Grace Bakery 2 LLC	Restaurant / Tavern / Lounge	\$17,500*
Greater Good Market And Exchange Dba Stix And Stones	Food And Beverage Service Providers And Non-Hotel Hospitality	\$25,000*
Green Grass Tall Trees, LLC. Dba Sobeachy Haitian Cuisine	Food And Beverage Service Providers And Non-Hotel Hospitality	\$50,000*
Greenknoll Enterprises, LLC. Dba Ed Deli	Food And Beverage Service Providers And Non-Hotel Hospitality	\$11,540*
Hka Transport LLC	Trade Contractors	\$9,000*

ORGANIZATION	INDUSTRY	AMOUNT RECEIVED
Handtalk (Carry Over)	Personal Services	\$10,000*
Harbor City Deli Inc.	Food And Beverage Service Providers And Non-Hotel Hospitality	\$9,189*
Harp Vision	Manufacturer	\$10,000*
Hasan Inc DbA American Wings And Pizza	Food And Beverage Service Providers And Non-Hotel Hospitality	\$46,440*
Hello Bonita LLC	Personal Services	\$12,692*
Helping Hands Organizing, LLC.	Other	\$15,197
Helping Hands Touching Hearts LLC	Personal Services	\$10,000*
Highest Ground, LLC.	Professional Services	\$10,000*
Hilliard Developers LLC	Trade Contractors	\$25,000*
Hispano-American Grocery Ii, Inc.	Retail Goods Establishment	\$15,000
Hoodfellas Kitchen, LLC.	Food And Beverage Service Providers And Non-Hotel Hospitality	\$25,000*
Hot Yoga Mt Vernon LLC	Health And Fitness Center	\$25,000*
House Of Bombshell, LLC.	Other	\$30,800*
House Of Tabloid Legend	Other	\$10,000*
Howard Street Incubator 406, LLC. DbA Le Mondo	Arts And Culture, (And Humanities)	\$50,000*
Huffstead Management	Other: Real Estate Property Management And Renovation	\$7,000*
Hux Spirits, LLC.	Manufacturing	\$21,817*
I Henry Phillips Photo	Creative Services	\$10,000*
Idhini Inc.	Professional Services	\$10,000*
Infinite Focus Inc	Other: Software Developer	\$10,000*
Infiniteform, LLC	Retail Goods Establishment	\$5,030*
Inkwell Recording Studios LLC	Creative Services	\$10,000*
Inner Harbor Travel Inc.	Other	\$10,000*
Inspiring & Empowering Change, LLC	Professional Services	\$25,000*
Intuit Consultants	Professional Services	\$7,420*
Iona Concepts, Inc.	Personal Services	\$10,000*
Ira Godfrey And Associates LLC	Restaurant / Tavern / Lounge	\$25,000*
J Bee's Jamaican-Me-Crazy, Inc.	Restaurant / Tavern / Lounge	\$13,500
J.pope & Associates, LLC	Health Care Clinic	\$10,000*
Jaimadu	Retail Goods Establishment	\$10,000*
Jacques-Pierre Malan	Entertainment Or Performance Venue	\$7,500*

ORGANIZATION	INDUSTRY	AMOUNT RECEIVED
Jaime Drayton LLC DbA Drayton Tax Professionals	Professional Services	\$10,000*
Jaliyaa Coffee LLC. (Formerly Pink Star Café)	Manufacturing	\$50,000*
Jazmine Kionna Corporation	Retail	\$10,000*
Jeongsoojeong Inc. DbA Federal Hill Cleaners	Other	\$48,511*
Jody Davis Jd Design	Retail	\$24,576*
Jonathan F Fernandez DbA Dominican Barber	Other	\$5,000
Jung Ae Hwang DbA Sister House	Food And Beverage Service Providers And Non-Hotel Hospitality	\$10,000*
Juniper Culinary	Manufacturing	\$10,000*
Kioba Business Ventures LLC	Trade Contractors	\$23,925*
Klm Enterprises DbA Pierpont Restaurant	Food And Beverage Service Providers And Non-Hotel Hospitality	\$24,152*
Kap2ure, LLC	Creative Services	\$20,000*
Katherine Spinney Coaching, LLC.	Professional Services	\$10,000*
Keichel Lewter (Carry Over)	Professional Services	\$10,000*
Keira Holley	Personal Services	\$10,000*
Kelly's Beauty Inc.	Retail	\$15,700*
Keppel And Kismet, LLC	Manufacturer	\$10,000*
King's Trucking LLC	Trade Contractors	\$10,000*
Koseli Grocery LLC	Retail Goods Establishment	\$18,000*
Lom Towing LLC	Other: Hauling And Towing	\$8,574
Ltb Development LLC	Trade Contractors	\$10,000*
La Muse Press, LLC	Creative Services	\$10,000*
La Nueva Esperanza, LLC.	Retail	\$10,000*
La Poblana LLC	Restaurant / Tavern / Lounge	\$20,000*
Lacedwthbecky LLC	Personal Services	\$5,000*
Lash Nation By Pretty Girl Beauty, LLC. DbA Lash Nation	Other	\$3,000*
Latin Opinion, LLC	Professional Services	\$5,000
Lavish Boutique Pm	Retail	\$10,000*
Legacy Contractors LLC	Trade Contractors	\$12,500
Lenderblock Corporation Satellite 1 LLC	Professional Services	\$10,000*
Lexi's Lil Bug DbA Drively	Other	\$9,320*
Lillian Cooperman	Health Care Clinic	\$15,000*
Lisa Molock	Personal Services	\$12,500
Lisa's Luxury Consignment Shop, LLC.	Retail	\$9,388*

ORGANIZATION	INDUSTRY	AMOUNT RECEIVED
Little Picasso Events LLC	Creative Services	\$10,000*
Little Vintage Shop	Retail Goods Establishment	\$24,850*
Lobe' Dangle	Creative Services	\$9,898*
Local Color Flowers LLC	Retail Goods Establishment	\$12,692*
Los Hermanos, LLC	Manufacturer	\$4,105*
Love Puddin Invoice	Other	\$10,000*
Luann Carra Art And Wellness	Arts And Culture, (And Humanities)	\$9,509*
Luminous Nails And Spa, LLC.	Other	\$6,890*
Luminous By Fari, LLC.	Other	\$10,000*
M & A Holley, LLC	Carry-Out Food Shop	\$25,000*
Mdh Contracting & Construction, LLC	Trade Contractors	\$25,000*
Mfg Toffee & Bark Company, LLC	Manufacturing	\$10,000*
Mks LLC	Creative Services	\$10,000*
Mv Fitness Invoice	Recreation And Sports	\$50,000*
Mvp Barbershop And Boutique, LLC	Personal Services	\$10,000*
Main Street Mart, LLC.	Retail	\$41,310*
Marielos Beauty Salon & Barber Shop LLC	Personal Services	\$10,000
Matteos Restoration, LLC.	Other	\$9,970*
Matter Design And Marketing, Inc.	Arts And Culture, (And Humanities)	\$5,000
Mattu Brothers Inc	Restaurant / Tavern / Lounge	\$15,000
Maud + Co., LLC.	Retail	\$10,000*
Media Rhyth Institute	Arts And Culture, (And Humanities)	\$40,000*
Mera Kitchen Collective, LLC.	Food And Beverage Service Providers And Non-Hotel Hospitality	\$35,000*
Mess In A Bottle, LLC.	Retail	\$50,000*
Mi Comalito Restaurant, Inc.	Food And Beverage Service Providers And Non-Hotel Hospitality	\$50,000*
Michael Jones Dba Tag & Title Services	Professional Services	\$774
Michelle Collins, LLC	Health Care Clinic	\$5,000*
Mike Dwightt & Co Inc	Personal Services	\$10,000
More Watters LLC	Health And Fitness Center	\$10,000*
Motion Athletics	Retail Goods Establishment	\$10,000*
Mount Royal Soaps, LLC.	Manufacturing	\$19,136*
Move And Still LLC	Health And Fitness Center	\$10,000*
Mpolo Business Solutions	Professional Services	\$25,000*

ORGANIZATION	INDUSTRY	AMOUNT RECEIVED
My Desserts Diva LLC	Carry-Out Food Shop	\$10,000*
Nsane Beauty Lab	Other	\$9,479*
Nvizion Media, LLC. DbA Motion	Retail	\$21,016*
Namascents Candles, LLC.	Manufacturing	\$10,000*
Namsoo, LLC. DbA Wings Town	Food And Beverage Service Providers And Non-Hotel Hospitality	\$21,088*
Neighborhood Fiber	Manufacturing	\$50,000*
Nela	Other	\$10,000*
Neopol Savory Smokery, LLC.	Food And Beverage Service Providers And Non-Hotel Hospitality	\$28,744*
New Hope Assisted Living LLC (Carry Over)	Other: Assisted Living	\$10,000
New Look Salon & Barbershop, LLC.	Other	\$9,491*
New Terra Cafe	Food And Beverage Service Providers And Non-Hotel Hospitality	\$50,000*
New York Bakery & Crepes LLC	Restaurant / Tavern / Lounge	\$10,000*
New York Dominican Salon 1 LLC	Personal Services	\$15,000*
Nicole Decor, LLC	Creative Services	\$10,000*
Night Owl LLC	Art Gallery	\$10,000*
No. 1 Taste	Food And Beverage Service Providers And Non-Hotel Hospitality	\$18,880*
No1 Weaveexpress	Personal Services	\$6,500
Nomunomu, LLC.	Arts And Culture, (And Humanities)	\$9,868*
Norah's Multicultural Catering Inc	Carry-Out Food Shop	\$17,500*
Nubian Hueman, LLC.	Retail	\$50,000*
Nude Wax Studio	Personal Services	\$20,000*
Nwoko Holdings, LLC. Montego Bar & Grille	Food And Beverage Service Providers And Non-Hotel Hospitality	\$25,000*
Ohga, Inc. DbA Gangnam Bbq	Food And Beverage Service Providers And Non-Hotel Hospitality	\$10,000*
Ocean Breeze Café Realestate, LLC. DbA Ocean Breeze Cafe	Food And Beverage Service Providers And Non-Hotel Hospitality	\$3,669
Odessa's Home Cooking, LLC	Carry-Out Food Shop	\$2,500
Olivia & Co LLC	Personal Services	\$9,800*
Organic Chemistry, Inc.	Manufacturing	\$5,000
Our Time Kitchen, LLC.	Manufacturing	\$10,000*

ORGANIZATION	INDUSTRY	AMOUNT RECEIVED
PKI Advisors, LLC.	Professional Services	\$10,000*
Pt Towing	Other	\$7,383*
Pt On The Go, LLC.	Professional Services	\$10,000*
Paffhausen LLC	Carry-Out Food Shop	\$25,000
Paik's Place	Restaurant / Tavern / Lounge	\$25,000*
Pandora's Box Consignment Shop	Retail Goods Establishment	\$25,000*
Parks Hamburger	Food And Beverage Service Providers And Non-Hotel Hospitality	\$9,870*
Party Girl Entertainment	Other	\$9,907*
Paul's Cleaners	Other	\$10,000*
Peabody Heights Brewery LLC	Manufacturer	\$12,500*
Pearl Diagnostics, Inc.	Other: Life Sciences	\$12,500*
Perfect Gentlemen II, LLC	Personal Services	\$10,000*
Personal Best Ceramics	Other	\$10,000*
Picasso Contractors LLC	Trade Contractors	\$2,475
Pizza Party	Food And Beverage Service Providers And Non-Hotel Hospitality	\$12,500
Planet Awkward	Creative Services	\$5,300*
Plush Furs LLC	Retail Goods Establishment	\$7,000*
Plush Lifestyle Realestate LLC	Professional Services	\$2,500*
Positive Minds Counseling Services	Health Care Clinic	\$10,000*
Pupuseria El Salvador, Inc.	Food And Beverage Service Providers And Non-Hotel Hospitality	\$25,000*
Push The Button, LLC	Creative Services	\$10,000*
Quality Of Life Home LLC	Health Care Clinic	\$10,000*
Queens Loving Heart, LLC.	Other	\$9,179*
R&H Health Management, LLC. DbA R&H Community Services	Other	\$25,000*
R&R Moving And Hauling Services, LLC	Other	\$25,000*
R.a. Burrell Enterprises, LLC. DbA Bbbe University	Other	\$9,300*
Raekala Adams DbA Stylesbykala	Retail	\$10,000*
Red Emma's Cooperative Corp.	Food And Beverage Service Providers And Non-Hotel Hospitality	\$35,000*
Refocused, LLC. DbA Refocused Vegan	Food And Beverage Service Providers And Non-Hotel Hospitality	\$46,077*
Residential Styles, LLC.	Other	\$25,000*

ORGANIZATION	INDUSTRY	AMOUNT RECEIVED
Reyna's Decorating And Flowers, LLC	Retail Goods Establishment	\$18,500*
Ripppd Canvas Invoice Package	Other	\$8,100*
Robinson Tax & Business Service, LLC.	Professional Services	\$10,000*
Romba Llp	Retail Goods Establishment	\$20,000*
Rooftop Hot	Retail	\$50,000*
Rosario Accounting Firm Inc.	Professional Services	\$20,000*
Rotonde Baltimore, LLC. Dba Bird In Hand	Food And Beverage Service Providers And Non-Hotel Hospitality	\$37,000*
Royal Blue Caribbean, Inc.	Food And Beverage Service Providers And Non-Hotel Hospitality	\$50,000*
S&T's Convenience Store	Retail Goods Establishment	\$12,500
Show's Home Inspections, LLC	Professional Services	\$2,500
Snatchend LLC	Personal Services	\$10,000*
Ss Cafe LLC	Restaurant / Tavern / Lounge	\$15,000*
Salon D.renee LLC	Personal Services	\$9,817*
Sankofa African & World Bazaar, LLC.	Retail	\$23,530*
Sarah Magida Is Dba Firefly Life Coaching And Sarah Magida Designs	Other	\$8,110*
Scott Cordae	Professional Services	\$10,000*
Set The Tone Kitchen, Inc.	Food And Beverage Service Providers And Non-Hotel Hospitality	\$10,000*
Sewlab Usa, LLC.	Manufacturing	\$25,000*
Sharron A Jones	Child Care	\$10,000*
She Fit Lifestyle, LLC.	Healthcare (Or Health)	\$9,961*
She Ragz's Dainty Boutique, LLC.	Retail	\$10,000*
Shin 2, Inc. Dba Johnny's Deli	Food And Beverage Service Providers And Non-Hotel Hospitality	\$24,000*
Shine Studios, LLC.	Professional Services	\$10,000*
Sign Xpert Inc	Manufacturer	\$12,500
Sijan Multilook Dba Jans And Charles Pizza	Food And Beverage Service Providers And Non-Hotel Hospitality	\$25,000*
Simply Marie, LLC.	Food And Beverage Service Providers And Non-Hotel Hospitality	\$10,000*
Slay Naturals LLC	Retail Goods Establishment	\$10,000*
Snug Books, LLC	Retail Goods Establishment	\$25,000*

ORGANIZATION	INDUSTRY	AMOUNT RECEIVED
Soho Teriyaki	Food And Beverage Service Providers And Non-Hotel Hospitality	\$10,000*
Son Of A Dream Services & Multimedia Resources, LLC	Other: Community Services	\$8,085*
Soul Journey LLC	Professional Services	\$10,000*
Sporty Dog Creations	Food And Beverage Service Providers And Non-Hotel Hospitality	\$10,000*
Stem & Vine LLC	Greenhouse Or Nursery	\$10,000*
Street Foods LLC	Restaurant / Tavern / Lounge	\$25,000*
Strut, LLC.	Retail	\$8,468*
Studio 7 The Salon, LLC.	Other	\$50,000*
Style Haven, LLC.	Retail	\$10,000*
Stylinzone Properties LLC	Personal Services	\$8,000*
Sue-Ann's Office Supply, Inc.	Other	\$40,000*
Summit View Assisted Living Facility LLC	Health Care Clinic	\$10,000
Sunga LLC	Carry-Out Food Shop	\$10,000*
Sunzen	Manufacturer	\$4,200*
Super Naturals Haircare, LLC.	Retail	\$5,000
Suspended Brewing Company, LLC	Restaurant / Tavern / Lounge	\$25,000*
Sweet Fields, LLC	Carry-Out Food Shop	\$5,000*
Sweet Home Jamaica LLC	Restaurant / Tavern / Lounge	\$4,500*
Sweet Leenie LLC	Professional Services	\$10,000*
Sweet Peaz Catering LLC	Restaurant / Tavern / Lounge	\$25,000*
System Integrity LLC	Professional Services	\$10,000*
T. Symone LLC	Professional Services	\$10,000*
Tiesha D Baines Taste Of Ty's Kitchen	Carry-Out Food Shop	\$10,000*
Tomii Entertainment Inc	Entertainment Or Performance Venue	\$10,000*
Taharka Brothers	Manufacturing	\$23,100*
Tara Cariaso DbA Waxing Moon Masks	Arts And Culture, (And Humanities)	\$9,838*
The African Diaspora Alliance, LLC.	Arts And Culture, (And Humanities)	\$10,000*
The Agency Maryland Real Estate Firm	Professional Services	\$7,000*
The Arcade X, LLC.	Other	\$10,000*
The B. Hive LLC.	Other	\$10,000*
The Backyard X, LLC.	Food And Beverage Service Providers And Non-Hotel Hospitality	\$14,108*
The Black Mill	Professional Services	\$9,977*

ORGANIZATION	INDUSTRY	AMOUNT RECEIVED
The Bloom Collective	Healthcare (Or Health)	\$10,000*
The Business Connect Hub	Professional Services	\$10,000*
The Confetti Cake Bar LLC	Retail Goods Establishment	\$5,000*
The Cube Cowork, LLC.	Other	\$20,473*
The Empanada Lady	Restaurant / Tavern / Lounge	\$25,000*
The Encounter, LLC	Other: Trade School	\$4,252*
The Entrepreneur Golden Room DbA Heavens Deli	Food And Beverage Service Providers And Non-Hotel Hospitality	\$6,201
The Little Mustard Seed Daycare	Child Care	\$5,000
The Nolan Group LLC	Professional Services	\$50,000*
The Power Suite, LLC.	Professional Services	\$5,995*
The Shops At North & Charles, LLC.	Other	\$10,000*
The Soul Of Medicine Training Center, LLC (Carry Over)	Other: Trade School/Program	\$12,500
The Thick Vegan, LLC	Professional Services	\$7,019*
The Urban Oyster	Food And Beverage Service Providers And Non-Hotel Hospitality	\$50,000*
The V.p.i. Firm, LLC.	Professional Services	\$25,000*
The Voice Within Studio, LLC.	Other	\$6,050*
The Wine Collective, LLC.	Manufacturing	\$50,000*
Thread Coffee Roasters, Inc.	Manufacturing	\$30,907*
Three Honey Bees LLC	Retail Goods Establishment	\$10,000*
Tightfisted Fashion	Retail Goods Establishment	\$10,000*
Tobbs, LLC.	Professional Services	\$6,846*
Tola African Braiding LLC	Personal Services	\$5,000*
Top Beauty Inc.	Retail	\$45,000*
Top Sea Garden, Inc.	Restaurant / Tavern / Lounge	\$25,000
Topcoat On Pratt LLC.	Other	\$50,000*
Tre 5 Enterprise LLC	Entertainment Or Performance Venue	\$3,500
Treats For Eats LLC	Manufacturer	\$10,000*
Tree House Juicery LLC	Retail Goods Establishment	\$10,000*
Treehouse Café Management, LLC.	Food And Beverage Service Providers And Non-Hotel Hospitality	\$5,000
Tri-Hearts, LLC	Health Care Clinic	\$25,000*
Trinity Development Hub (Carry Over)	Creative Services	\$25,000*
Triny Delish Inc	Carry-Out Food Shop	\$3,000

ORGANIZATION	INDUSTRY	AMOUNT RECEIVED
True Melody Music	Other	\$9,600*
Tuyen Vo DbA Mekong Delta Café	Food And Beverage Service Providers And Non-Hotel Hospitality	\$9,817*
Uptown Cuts, LLC	Personal Services	\$5,000*
Urban Reads Book Store	Retail Goods Establishment	\$10,000*
Vargas Bakery	Carry-Out Food Shop	\$20,000
Vasachy's LLC	Restaurant / Tavern / Lounge	\$12,500*
Vent Coffee Roasters, LLC.	Manufacturing	\$50,000*
Verona Enterprises, LLC.	Manufacturing	\$8,741*
Vintage Loyalty Boutique	Retail Goods Establishment	\$17,650*
Voshell's Pharmacy	Retail Goods Establishment	\$12,500
Waffie, LLC.	Food And Beverage Service Providers And Non-Hotel Hospitality	\$24,000*
Waist Beads By Reign, LLC.	Retail Goods Establishment	\$7,000*
Wax Goddesses LLC DbA Smooth Wax Bar	Professional Services	\$25,000*
Weroance Heart	Manufacturing	\$25,000*
Wheelchairability LLC.	Recreation: Indoor	\$5,000
Whitney's Work Of Art, LLC.	Carry-Out Food Shop	\$7,500*
Wight Tea Company, LLC	Manufacturer	\$15,000*
Willie Custom Care, LLC.	Other	\$9,363*
Wills, Patricia A.	Manufacturer	\$10,000
Wohali Ulagu Group DbA Tohi Hauling And Transport	Other	\$7,815*
Wolfwood Hart DbA Lor Tush	Other	\$25,000*
Y&B Enterprises Inc.	Professional Services	\$11,297
Ybi African Apparel & Fashions, LLC.	Retail	\$10,000*
Yele LLC	Creative Services	\$10,000*
Your Traveling Chef, LLC.	Food And Beverage Service Providers And Non-Hotel Hospitality	\$10,000*
Yummy Eats. Inc.	Restaurant / Tavern / Lounge	\$15,000
Za Gualay LLC	Professional Services	\$10,000*
Zannino Designs, LLC. DbA Highlandtown Gallery	Arts And Culture, (And Humanities)	\$21,000*
Zen And The City Wellness, LLC.	Other	\$23,602*
Zoerose Kids LLC	Retail Goods Establishment	\$5,000*
Ofori Enterprise LLC	Professional Services	\$25,000*
Secret Companies Inc	Retail Goods Establishment	\$10,000*
TOTAL		\$7,820,063

Note: All funds previously disbursed. Businesses that received a second disbursement are indicated with an asterisk.

TABLE 8: BALTIMORE CIVIC FUND AWARD RECIPIENTS

ORGANIZATION	INDUSTRY	AMOUNT RECEIVED
10:12 Sports	Recreation And Sports	\$9,791
29th Street Community Center, Inc	Youth Development	\$35,425
4mycity Inc	General Human Services	\$92,000*
Aziza Pe&Ce	Youth Development	\$3,055
Active Social Communities (DBA Volo Kids Foundation)	Youth Development	\$25,000
Afrikan Youth Alchemy (Fiscal Sponsor - Fusion Partnerships)	Youth Development	\$3,095
Araminta Freedom Initiative	General Human Services	\$22,604
Art With A Heart, Inc.	Arts, Culture, And Humanities	\$25,965
Arts For Learning Maryland (Formerly Young Audiences Of Maryland)	Arts, Culture, And Humanities	\$48,853
Associated Catholic Charities, Inc.	General Human Services	\$50,000
Asylee Women Enterprise	Other	\$75,000*
B&O Railroad Museum	Arts, Culture, And Humanities	\$50,000
B'more Clubhouse	Health	\$10,000
Btst Cares	General Human Services	\$1,535
Babe Ruth Birthplace Foundation	Arts, Culture, And Humanities	\$25,000
Ballet After Dark	Arts, Culture, And Humanities	\$5,000
Baltimore Abortion Fund	Health	\$34,512*
Baltimore Adolescent Treatment And Guidance Organization, Inc.	Youth Development	\$46,628*
Baltimore Alliance For Careers In Healthcare	Employment And Workforce Development	\$13,161
Baltimore Animal Rescue And Care Shelter	Environment And Animals	\$50,000
Baltimore Area Council, Boy Scouts Of America	Youth Development	\$49,841
Baltimore Bar Foundation, Inc.	Legal	\$25,000
Baltimore Bikur Cholim	Health	\$50,000
Baltimore Children's Museum, Inc. / Port Discovery	Arts, Culture, And Humanities	\$100,000*
Baltimore Choral Arts Society, Inc.	Arts, Culture, And Humanities	\$49,473*
Baltimore City White Knight Track Club	Youth Development	\$20,820
Baltimore Community Toolbank	Other	\$50,000
Baltimore Family Alliance	Other	\$18,013*
Baltimore Furniture Bank, A Project Of Fusion Partnerships, Inc.	Housing Insecurity and Homelessness	\$25,000
Baltimore International Academy	Education And Research	\$49,257
Baltimore Jewelry Center	Arts, Culture, And Humanities	\$35,000*
Baltimore Job Hunters Support Group (Bjhsg), A Program Of The Corner Community Center	Employment And Workforce Development	\$22,800
Baltimore Kids Chess League	Recreation And Sports	\$9,241

ORGANIZATION	INDUSTRY	AMOUNT RECEIVED
Baltimore Leadership School For Young Women	Education And Research	\$50,000
Baltimore Montessori Public Charter School	Education And Research	\$100,000*
Baltimore Museum Of Industry	Arts, Culture, And Humanities	\$25,000
Baltimore Outreach Services	Housing Insecurity And Homelessness	\$16,864
Baltimore Rock Opera Society	Arts, Culture, And Humanities	\$9,817
Baltimore Safe Haven	General Human Services	\$36,868
Baltimore School For The Arts Foundation, Inc.	Arts, Culture, And Humanities	\$66,006*
Baltimore Squashwise	Youth Development	\$49,507
Baltimore Urban Baseball Association	Recreation And Sports	\$10,000
Baltimore Urban Leadership Foundation Aka The Door	Youth Development	\$20,000*
Baltimore Youth Arts (Under Fusion Partnerhips)	Youth Development	\$35,000*
Biotechnical Institute Of Maryland	Employment And Workforce Development	\$44,350
Black Cherry Puppet Theater	Arts, Culture, And Humanities	\$10,000
Black Yield Institute	Agriculture, Food, & Nutrition	\$38,711
Bmore Empowered	Philanthropy And Voluntarism	\$42,900
Bnos Yisroel Of Baltimore	Education And Research	\$8,200
Boys & Girls Clubs Of Metropolitan Baltimore	Youth Development	\$50,000
Breath Of God Lutheran Church	General Human Services	\$74,224*
Buddies, Inc.	Philanthropy And Voluntarism	\$9,998
Byte Back	Employment And Workforce Development	\$39,386
Cash Campaign Of Maryland	Other	\$50,000
Center Stage Associates, Inc.	Arts, Culture, And Humanities	\$100,000*
Charles Street Development Corporation	Housing And Community Development	\$10,000
Charm City Care Connection	Health	\$25,000
Chazkeinu	Philanthropy And Voluntarism	\$10,000
Chesapeake Bay Outward Bound School	Youth Development	\$57,998*
Chesapeake Shakespeare Company	Arts, Culture, And Humanities	\$50,000
City Of Refuge Baltimore	General Human Services	\$25,000
Citywide Youth Development	Employment And Workforce Development	\$13,000
Civic Works, Inc.	General Human Services	\$50,000
Civil Justice, Inc.	Legal	\$45,211
Cody Young Empowerment Youth Charities, Inc. (Cyeyc)	Youth Development	\$6,000
Community Development Network Of Maryland	Housing And Community Development	\$10,000
Community Housing Associates	Housing Insecurity And Homelessness	\$25,000

ORGANIZATION	INDUSTRY	AMOUNT RECEIVED
Community Law Center, Inc.	Legal	\$9,500
Court Appointed Special Advocates (Casa) For Children Of Baltimore	Other	\$10,000
Creative Alliance, Inc.	Arts, Culture, And Humanities	\$29,481
Creative City Public Charter School Foundation	Education And Research	\$47,763
Creative Nomads	Arts, Culture, And Humanities	\$34,787*
Deborahs Place Inc	Health	\$10,000
Digital Harbor Foundation	Education And Research	\$100,000*
Druid Heights Community Development Organization	Housing And Community Development	\$52,450*
Echo Resource Development, Inc	Education And Research	\$19,000*
Enterprise Community Development	Housing And Community Development	\$22,348
Eubie Blake National Jazz Institute And Cultural Center	Arts, Culture, And Humanities	\$7,569
Everyman Theatre, Incorporated	Arts, Culture, And Humanities	\$82,746*
Excellence & Ambition Inc.	Youth Development	\$10,000
Federal Hill Main Street	Other	\$10,000
Fells Point Corner Theatre	Arts, Culture, And Humanities	\$10,000
Fishes & Loaves Pantry, Inc.	General Human Services	\$9,808
Franciscan Center, Inc.	General Human Services	\$100,000*
Friendly Loving Opportunities (Flo)	General Human Services	\$25,000
Fuel Fund Of Maryland	Housing Insecurity And Homelessness	\$50,000
Fusion Partnerships Inc./Intercultural Counseling Connection	General Human Services	\$11,509
Govans Ecumenical Development Corporation (Gedco)	Housing Insecurity And Homelessness	\$86,754*
Greater Baltimore Ahc Inc.	Housing And Community Development	\$17,000
Greater Baltimore Urban League	Civil Rights	\$10,000
Greater Baybrook Alliance	Housing And Community Development	\$43,759*
Greater Remington Improvement Association	Community Association	\$10,000
Greenmount East Leadership Project	Youth Development	\$10,000
Greenmount West Community Center Foundation Inc.	Youth Development	\$32,500
Grow Home Inc.	Youth Development	\$9,450
Harbel Community Organization	Other	\$34,915
Her Resiliency Center	General Human Services	\$10,000
Hamilton-Lauraville Main Street, Inc	Housing And Community Development	\$10,000
Hampden Family Center	General Human Services	\$25,000
Har Sinai-Oheb Shalom Congregation	Other	\$50,000
Healthcare Access Maryland	Health	\$50,000
Hearts Of Hope, Inc	Housing Insecurity And Homelessness	\$10,000

ORGANIZATION	INDUSTRY	AMOUNT RECEIVED
Helping Up Mission	Housing Insecurity And Homelessness	\$50,000
Hippodrome Foundation, Inc	Arts, Culture, And Humanities	\$50,000
Homeless Persons Representation Project	Legal	\$67,922*
House Of Ruth Maryland	Public Safety	\$40,329
Humanim, Inc.	General Human Services	\$66,202*
I Am Mentality	Youth Development	\$25,000
Impact Hub Baltimore Co: Maryland Philanthropy Network	Employment And Workforce Development	\$45,000
Independent World Television, Inc. (DBA The Real News Network)	General Human Services	\$10,000
Institutes For Behavior Resources, Inc.	Health	\$50,000
International Social Service-Usa	General Human Services	\$72,392*
Intersection Of Change	Housing And Community Development	\$50,000
Iron Crow Theatre	Arts, Culture, And Humanities	\$9,580
Islamic Leadership Institute Of America	Education And Research	\$9,900
Italian Cultural Center Inc	Agriculture, Food, & Nutrition	\$35,000*
Itineris	Other	\$62,661*
Joy Baltimore, Inc.	General Human Services	\$10,000
Jane Addams Resource Corporation - Baltimore	Employment And Workforce Development	\$18,500
Jewish Community Services	General Human Services	\$45,085
Job Opportunities Task Force	Education And Research	\$15,074
Jubilee Baltimore	Housing And Community Development	\$35,000
Koinonia Baptist Church	Youth Development	\$12,672
Let's Go Boys And Girls, Inc.	Youth Development	\$50,000
Le Mondo	Arts, Culture, And Humanities	\$25,000
Leaders Of Tomorrow Youth Center, Inc (Ltyc)	Youth Development	\$50,000
Let's Thrive Baltimore	Youth Development	\$10,000
Lillie May Carroll Jackson Charter School	Education And Research	\$22,750
Living Classrooms Foundation	Youth Development	\$50,000
Mk Foundation Fiscally Sponsored By Maryland Philanthropy Network	Agriculture, Food, & Nutrition	\$25,000
Maestro Ensembles, Incorporated, Trade Nonprofit Name- Maestro's Bridges Program	Youth Development	\$5,000
Manna House, Inc.	Housing Insecurity And Homelessness	\$75,000*
Mariposa Education	Education And Research	\$25,000
Maryland Academy Of Sciences / Maryland Science Center	Education And Research	\$5,606
Maryland Art Place	Arts, Culture, And Humanities	\$19,198
Maryland Center On Economic Policy	Other	\$24,395

ORGANIZATION	INDUSTRY	AMOUNT RECEIVED
Maryland Community Health Initiatives, Inc (DBA/ Penn North)	Health	\$50,000
Maryland Consumer Rights Coalition	General Human Services	\$50,000
Maryland Humanities	Arts, Culture, And Humanities	\$5,573
Maryland New Directions	Employment And Workforce Development	\$75,000*
Maryland Women's Heritage Center	Arts, Culture, And Humanities	\$3,817
Marylanders To Prevent Gun Violence	Public Safety	\$10,000
Media Rhythm Institute	Youth Development	\$10,000
Michele's Haven, Cdc, Inc.	General Human Services	\$8,495
Missionfit Inc	Youth Development	\$20,000*
Mother Seton Academy	Education And Research	\$50,000
Motor House, A Project Of Baltimore Arts Realty Corporation	Arts, Culture, And Humanities	\$35,551
Moveable Feast	Agriculture, Food, & Nutrition	\$50,000
Moving History	Education And Research	\$10,000
Mt. Washington Pediatric Hospital	Health	\$50,000
Muse 360 Inc	Youth Development	\$10,000
My Covenant Place	General Human Services	\$10,000
National Aquarium, Inc.	Arts, Culture, And Humanities	\$50,000
National Association Of Mom Entrepreneurs	Employment And Workforce Development	\$9,637
National Information Standards Organization	Education And Research	\$8,600
Natural Born Champions	Youth Development	\$4,500
New Opportunities For Women, Inc.	Health	\$9,599
Next One Up	Youth Development	\$40,000
Nexus-Woodbourne Family Healing	Youth Development	\$50,000
No Boundaries Coalition	Community Association	\$50,000
No More Stolen Childhoods	General Human Services	\$10,000
North East Housing Initiative, Inc.	Housing And Community Development	\$35,000*
Ohr Chadash Academy	Education And Research	\$50,000
Omega Baltimore Foundation Inc.	Recreation And Sports	\$9,767
Open Works, Inc.	Employment And Workforce Development	\$50,000
Outcast Food Network	Agriculture, Food, & Nutrition	\$25,000
Pivot, Inc.	Employment And Workforce Development	\$35,000*
Park Heights Saints Community Center, Inc.	Community Association	\$7,130
Patterson Park Public Charter School, Inc.	Education And Research	\$86,572*

ORGANIZATION	INDUSTRY	AMOUNT RECEIVED
Pigtown Main Street	Other	\$9,000
Planned Parenthood Of Maryland	Health	\$50,000
Poe Baltimore Inc.	Arts, Culture, And Humanities	\$10,000
Pride Center Of Maryland	General Human Services	\$50,000
Pride Of Baltimore, Inc.	Other	\$50,000
Project I Can, A Program Of Banner Neighborhoods Community Corporation	Employment And Workforce Development	\$15,126
Project Liberty Ship / S.s. John W. Brown	Other	\$50,000
Public Justice Center	Legal	\$45,072
Rebuild Metro, Inc.	Housing And Community Development	\$49,942
Rebuild Johnston Square Neighborhood Org	Community Association	\$5,092
Rebuilding Together Baltimore	Housing And Community Development	\$50,000
Relief Resources Maryland	Health	\$17,194
Sankofa Children's Museum Of African Cultures, Inc.	Arts, Culture, And Humanities	\$10,000
Sharp Dressed Man	Employment And Workforce Development	\$9,425
Shepherd's Clinic	Health	\$5,531
Sisters Together And Reaching, Inc	Health	\$49,800
So What Else, Inc.	General Human Services	\$24,836
Southeast Community Development Corporation	Housing And Community Development	\$26,298
Southwest Partnership	Housing And Community Development	\$100,000*
St. Ambrose Housing Aid Center, Inc.	Housing Insecurity And Homelessness	\$13,199*
St. Vincent De Paul Of Baltimore, Inc.	General Human Services	\$45,375
Star-Spangled Banner Flag House Association, Inc.	Arts, Culture, And Humanities	\$36,000
Susanna Wesley House	Housing Insecurity And Homelessness	\$25,000
The African Diaspora Alliance	Youth Development	\$9,158
The Arc Baltimore	General Human Services	\$49,129
The Baltimore Museum Of Art	Arts, Culture, And Humanities	\$50,000
The Baltimore Station	General Human Services	\$8,000
The Baltimore Tree Trust	Employment And Workforce Development	\$50,000
The Be. Org	Youth Development	\$35,000*
The Book Thing Of Baltimore, Inc.	Arts, Culture, And Humanities	\$10,000
The Center For Urban Families	Employment And Workforce Development	\$10,000
The City Ranch, Inc	Youth Development	\$35,000*
The Edward A. Myerberg Center	Community Association	\$19,607

ORGANIZATION	INDUSTRY	AMOUNT RECEIVED
The Ingenuity Project, Inc.	Education And Research	\$50,000
The Initiative Baltimore	Youth Development	\$6,800
The Literacy Lab	Other	\$50,000
The Maryland Spca	Environment And Animals	\$22,847
The National Great Blacks In Wax Museum, Inc.	Arts, Culture, And Humanities	\$10,000
The Neighborhood Design Center Inc	Housing And Community Development	\$25,000
The Peale Center For Baltimore History And Architecture	Arts, Culture, And Humanities	\$34,263*
The Pro Bono Counseling Project	Health	\$50,000
The Producers Club Of Maryland DBA Maryland Film Festival And Snf Parkway Theatre	Arts, Culture, And Humanities	\$100,000*
The Samaritan Community	General Human Services	\$15,000
The Urban Oasis	Housing And Community Development	\$8,000
The Village Incorporated	Youth Development	\$10,000
The Well, Inc.	Other	\$15,000
Thread, Inc.	Youth Development	\$78,500*
Tuerk House, Inc.	Health	\$50,000
Turnaround Inc	Public Safety	\$3,869
Ulman Foundation	Health	\$35,810
Umar Boxing Program, Inc.	Youth Development	\$5,000
Unique Fabrics Nonprofit	Youth Development	\$5,431
Unity Properties, Inc.	Housing And Community Development	\$49,730
Village Learning Place	Other	\$90,225*
Wypr	Other	\$40,000
Waverly Main Street	Housing And Community Development	\$10,000
Wide Angle Youth Media	Youth Development	\$41,566
Wilcome Human Services, Inc.	Housing And Community Development	\$10,000
World Trade Center Institute	Community Association	\$26,824
Y In Central Maryland	Health	\$50,000
Young Queens In Training Inc	Youth Development	\$7,500
Youth Educational Services, Inc.	Employment And Workforce Development	\$25,000
Zion Deliverance Center	General Human Services	\$5,000
Imentor Baltimore	Youth Development	\$50,000
TOTAL		\$7,557,104

Note: All funds previously disbursed.

TABLE 9: MOED AWARD RECIPIENTS

ORGANIZATION	USE OF FUNDS	AMOUNT RECEIVED
Associated Catholic Charities	Workforce Supports - Behavioral Health Services	\$600,000
Baltimore Alliance For Careers In Healthcare	Train Up - Administration - Occupational Training Seats And Trainee Stipends	\$718,271
Baltimore Civic Fund	Workforce Supports - Small Business Wage Subsidy	\$1,303,800
Baltimore Civic Fund	Workforce Supports - Administration - Transportation Assistance - Administrative Expenses	\$15,120
Baltimore Civic Fund	Workforce Supports - Transportation Assistance	\$252,000
Baltimore Civic Fund	Workforce Supports - Administration - Transportation Assistance - Administrative Expenses	\$16,085
Baltimore Metropolitan Chapter Of Associated Builders And Contractors	Train Up - Administration - Occupational Training Seats And Trainee Stipends	\$91,615
Baltimore Safe Haven	Train Up - Operational Support - Community Connectors	\$349,915
Biotechnical Institute Of Maryland, Inc.	Train Up - Administration - Occupational Training Seats And Trainee Stipends	\$164,315
Byte Back, Inc.	Train Up - Administration - Occupational Training Seats And Trainee Stipends	\$106,000
Catholic Charities	Train Up - Administration - Occupational Training Seats And Trainee Stipends	\$523,204
Center For Urban Families	Train Up - Administration - Occupational Training Seats And Trainee Stipends	\$500,000
Civic Works, Inc.	Train Up - Administration - Occupational Training Seats And Trainee Stipends	\$420,000
Equality Equation + P&J Contracting	Train Up - Administration - Occupational Training Seats And Trainee Stipends	\$742,882
Fusion Partnerships, Inc.	Train Up - Operational Support - Community Connectors	\$279,985
Goodwill Industries	Train Up - Operational Support - Community Connectors	\$260,239
Goodwill Industries - Cna/Gna	Train Up - Administration - Occupational Training Seats And Trainee Stipends	\$410,538
Hope Inc.	Train Up - Administration - Occupational Training Seats And Trainee Stipends	\$134,229
Jane Addams Resource Corporation - Baltimore	Train Up - Administration - Occupational Training Seats And Trainee Stipends	\$300,000
Maryland Legal Services Corporation	Workforce Supports - Administration - Legal Services - Administrative Expenses	\$699,600
Maryland New Directions, Inc.	Train Up - Administration - Occupational Training Seats And Trainee Stipends	\$305,000
Npower Inc.	Train Up - Administration - Occupational Training Seats And Trainee Stipends	\$74,812

ORGANIZATION	USE OF FUNDS	AMOUNT RECEIVED
Open Works	Train Up - Administration - Occupational Training Seats And Trainee Stipends	\$223,925
Per Scholas, Inc.	Train Up - Administration - Occupational Training Seats And Trainee Stipends	\$155,000
South Baltimore Learning Corporation	Train Up - Workforce Supports - Literacy Instruction	\$300,000
Unite Here	Train Up - Administration - Occupational Training Seats And Trainee Stipends	\$748,268
TOTAL		\$9,694,803

Note: Data through November 2024.

TABLE 10: MONSE AWARD RECIPIENTS

ORGANIZATION	USE OF FUNDS	AMOUNT RECEIVED
African Diaspora Alliance	Youth Justice	\$25,000
Ahavas Chaim, Inc	Re-Entry	\$50,000
Art With A Heart Inc.	Youth Justice	\$25,000
Associated Catholic Charities	Mental Health Support For Cvi Workers	\$750,000
Associated Catholic Charities	Safe Streets	\$5,099,667
Associated Catholic Charities, Inc.- Esperanza Center	Victim Services	\$25,000
Asylee Women Enterprise	Victim Services	\$50,000
Bcity	Community Healing	\$25,000
Bcpss	Trauma-Informed Care Training	\$163,927
Bcri	911 Diversion	\$1,500,000
Ballet After Dark, Fiscally Sponsored By Bmore Empowered	Community Healing	\$25,000
Baltimore Civic Fund	Compensation For Community Grant Reviewers	\$75,000
Baltimore Community Mediation Program, Inc.	Cvi	\$100,000
Baltimore Peace Movement	Neighborhood Stabilization Response	\$75,000
Bon Secours Community Works	Cvi	\$500,000
Brown Girl Wellness, Inc.	Victim Services	\$25,000
Center For Hope - Paave	Youth And Trauma Fy23	\$500,000
Center For Hope/Paave	Youth And Trauma Fy24	\$500,000
Challenge 2 Change Inc.	Cvi Fy23	\$100,000
Challenge2change	Cvi Fy24	\$225,000
Charm City Care Connection	Youth And Trauma	\$50,000
Community Law In Action	Youth Justice	\$50,000
Each Teach, Inc.	Re-Entry	\$50,000
Fayette Street Outreach	Neighborhood Policing Plan Award	\$344,654
Greater Baybrook Alliance	Neighborhood Policing Plan Award	\$355,346
Greenmount West Center	Youth Justice	\$25,000
Htp Homes	Re-Entry	\$50,000
Healing City Baltimore	Youth And Trauma	\$900,000
Holistic Life Foundation, Inc.	Community Healing	\$50,000
House Of Ruth	Victim Services Fy23	\$105,000
House Of Ruth	Victim Services Fy24	\$100,000
Intersection Of Change	Youth And Trauma	\$50,000
Johns Hopkins Hospital - Hvip Fy23	Hospital-Based Violence Intervention Program (Hvip)	\$209,386

ORGANIZATION	USE OF FUNDS	AMOUNT RECEIVED
Johns Hopkins Hospital - Hvip Fy24	Cvi	\$250,000
Let's Thrive Baltimore, Inc.	Cvi	\$100,000
Let's Thrive Baltimore, Inc.	Cvi	\$100,000
Libraries Without Borders	Community Healing	\$25,000
Lifebridge - Hvip Fy23	Hospital-Based Violence Intervention Program (Hvip)	\$415,500
Lifebridge - Hvip Fy24	Cvi	\$415,500
Living Classrooms Foundation Fy23	Cvi	\$500,000
Maryland Department Of Public Safety And Correctional Services	Returning Citizens Behind The Wall Initiative	\$5,486,400
Medstar - Hvip Fy24	Cvi	\$415,500
Medstar Health	Hospital-Based Violence Intervention Program (Hvip)	\$420,866
Michele's Haven, Cdc, Inc	Re-Entry	\$25,000
Michele's Haven, Cdc, Inc		\$25,000
Missionfit Inc.	Community Healing	\$25,000
My Covenant Place	Victim Services	\$120,000
Nami Metropolitan Community Healing	Youth And Trauma	\$50,000
National Center On Institutions And Alternatives	Re-Entry	\$25,000
Next One Up	Youth And Trauma	\$50,000
No Struggle No Success Inc.	Re-Entry	\$50,000
North Avenue & Hilton Street		\$250,000
Pivot Inc.	Re-Entry	\$25,000
Pride Center	Trauma Informed Care Training	\$510,000
Roar	Gun Violence	\$1,500,000
Roca Baltimore	Neighborhood Stabilization Response	\$75,000
Roberta's House	Youth Service Grief And Emotional Wellness Program	\$50,000
St. Agnes - Hvip Fy23	Hospital-Based Violence Intervention Program (Hvip)	\$200,000
The Community Builders	Youth Justice	\$25,000
The Door - Baltimore Urban Leadership Foundation	Victim Services	\$25,000
The Kerry Kares Foundation	Re-Entry	\$25,000
The Rich Program	Youth Justice	\$25,000
Tuerk House	Harm Reduction And Addiction	\$50,000
Turnaround, Inc.	Cvi Survivor Wraparound Services	\$375,000
Turnaround, Inc.	Victim Services	\$300,000
Turnaround, Inc.	Victim Services	\$75,000

ORGANIZATION	USE OF FUNDS	AMOUNT RECEIVED
Umms - Hvip Fy24	Cvi	\$250,000
University Of Baltimore	Neighborhood Capacity Assessment	\$100,000
University Of Maryland Medical	Hospital-Based Violence Intervention Program (Hvip)	\$250,000
University Of Maryland, Baltimore	Cvi	\$250,000
We Our Us	Cvi Fy23	\$250,000
We Our Us	Cvi Fy24	\$250,000
We Our Us	Neighborhood Stabilization Response	\$75,000
We Rise, A Non-Profit Corporation	Youth Justice	\$25,000
Yap	Gvrs Participant Benefits And Case Management	\$7,278,682
TOTAL		\$32,915,428

Note: Data through November 2024.

| "THIS PAGE IS INTENTIONALLY LEFT BLANK"



DECEMBER 2024

CITY COUNCIL MONTHLY REPORT

100 N. HOLLIDAY ST, BALTIMORE, MD 21202

ARP.BALTIMORECITY.GOV

[@RECOVERBMORE](https://twitter.com/RECOVERBMORE)



MAYOR'S OFFICE OF
RECOVERY
PROGRAMS
BALTIMORE CITY

