

For Internal Use Only



**BALTIMORE CITY COUNCIL
WAYS AND MEANS
COMMITTEE**

Mission Statement

The Committee on Ways and Means (WM) is responsible for ensuring taxpayer dollars are expended prudently and equitably. WM will exercise regular oversight of the City's budget, expenditures, loans, and other financial matters. The committee's areas of jurisdiction include: budget & appropriations, taxation, financial services, consumer protection, audits, and the Comptroller's Office.

**The Honorable Eric T. Costello
Chairman**

PUBLIC HEARING

**TUESDAY, FEBRUARY 8, 2022
10:00 AM**

VIRTUAL WEBEX MEETING

Legislative Oversight #LO 21-0003

**Budget Briefing – Bureau of Budget and Management Research -
(BBMR) – 2nd Quarter Projection**

CITY COUNCIL COMMITTEES

ECONOMIC AND COMMUNITY DEVELOPMENT (ECD)

Sharon Green Middleton, Chair
John Bullock – Vice Chair
Mark Conway
Ryan Dorsey
Antonio Glover
Odette Ramos
Robert Stokes
Staff: Jennifer Coates

WAYS AND MEANS (W&M)

Eric Costello, Chair
Kristerfer Burnett
Ryan Dorsey
Danielle McCray
Sharon Green Middleton
Isaac “Yitzy” Schleifer
Robert Stokes
Staff: Marguerite Currin

PUBLIC SAFETY AND GOVERNMENT OPERATIONS (SGO)

Mark Conway – Chair
Kristerfer Burnett
Zeke Cohen
Erick Costello
Antonio Glover
Phylicia Porter
Odette Ramos
Staff: Samuel Johnson

EDUCATION, WORKFORCE, AND YOUTH (EWY)

Robert Stokes – Chair
John Bullock
Zeke Cohen
Antonio Glover
Sharon Green Middleton
Phylicia Porter
James Torrence
Staff: Marguerite Currin

HEALTH, ENVIRONMENT, AND TECHNOLOGY (HET)

Danielle McCray – Chair
John Bullock
Mark Conway
Ryan Dorsey
Phylicia Porter
James Torrence
Isaac “Yitzy” Schleifer
Staff: Matthew Peters

RULES AND LEGISLATIVE OVERSIGHT (OVERSIGHT)

Isaac “Yitzy” Schleifer, Chair
Kristerfer Burnett
Mark Conway
Erick Costello
Sharon Green Middleton
Odette Ramos
James Torrence
Staff: Richard Krummerich



LEGISLATIVE OVERSIGHT

Committee: Ways and Means

Legislative Oversight # LO 21-0003

Budget Briefing – Bureau of Budget and Management Research (BBMR)

Purpose:

For the purpose of calling on the Director of the Finance Department's Bureau of Budget and Management Research (BBMR) to brief the City Council on how the City's actual finances compare to its budget projections.

Agencies/Organizations Reporting

Bureau of Budget & Management Research	Robert (Bob) Cename
--	---------------------

Current Law

Baltimore City Code – Article 1, Subtitle 1-City Council, Sections 1-5 and 1-6

§ 1-5. Agencies to provide budget status reports.

(a) Reports required.

On or before November 1, February 1, May 1, and August 1 each year, the City agencies so requested shall file quarterly budget status reports with the Budget and Appropriations Committee of the City Council.

(b) Contents.

Each report shall contain the information required by the Committee and be in the format requested.

(c) Public hearing.

The Committee may hold a public hearing for those agencies not reporting or those showing a projected deficit for the fiscal year.

(d) "City agency" defined

The words "City agencies" include the City trustees and all City sponsored and financed nonprofit corporations. (City Code, 1976/83, art. 1, §5.) (Ord. 72-211; Ord. 77-333; Ord. 81-568; Ord. 82-753.)

§ 1-6. Agencies to provide legislative information.

It shall be the duty of the head of every City department or bureau established by the Baltimore City Charter or by ordinance to provide all technical materials, plats, drawings, and information that are requested by any member or the President of the City Council for the purpose of introducing legislation into the Council.

(City Code, 1976/83, art. 1, §6.) (Ord. 76-080.)

Background

Representative(s) from the Bureau of Budget and Research Management (BBMR) came before the committee on November 9, 2021, to discuss the first quarter projection for this fiscal year; July 1, 2021, through September 30, 2021.

Following are notes from that hearing.

Major Issues Discussed

1. The representative from the Finance Department gave a PowerPoint presentation based on data collected through September 30, 2021. **A copy is attached.** The Department projected a \$59.9 million surplus based on the data collected during this period.
2. Committee/council members asked questions, stated concerns and asked Mr. Cenname to chime in with answers and/or comments. Some highlighted topics of discussion and/or concern were:
 - CDL Drivers
 - Where are we with them? Are we hiring and is the salary a priority?
 - Part of the problem is for towing; requires that drivers have CDL license
 - Aviation Unit
 - What is the total cost for the four (4) helicopters?
 - Some of the cameras on the helicopters needs to be updated/replaced.
 - The floor at Martin's Airport needs painting. Once it is done it will help the useful life of helicopters.
 - Health Department
 - Projected deficit – How will other related departments be affected by this deficit, such as homeless services?
 - Department of Public Works
 - Concern: Over 100 vacant positions, there is a dire need to fill them
 - Disbursement of Rental Assistance
 - There was an article in the media regarding missing disbursements.
 - How does this affect the disbursement/reporting process?
 - **Requested by Burnett: Would like to have something in writing regarding a solution for same.**
 - Some landlords are non-supportive to the disbursements. Can you speak to this? Per Finance Department, "Our department did not have a role in the policies for same."
 - Vehicle Citations
 - Concern: Projected versus Actual Revenue
 - The citation amount issued versus amount paid; how do you project this?
 - Front Line Workers

- Salaries for our front-line workers needs to be increased – is of concern
- Matrixes
 - Are you rethinking the performance matrixes? **Answer: Yes**
- **Requested by Ramos and Middleton: Please invite representatives from the Office of Performance and Innovation to the next briefing**

Further Study

Was further study requested? **Yes**

If yes, describe. See requests noted in “Red and Yellow highlights” in the Major Issues Discussed section above.

On February 8, 2022, a representative(s) from the Bureau of Budget and Research Management will come before the committee to discuss the second quarter projection for this fiscal year; October 1, 2021, through December 31, 2021.

Additional Information

Fiscal Note: A PowerPoint presentation will be given by BBMR at the next hearing.

Information Source(s): Baltimore City Code and hearing notes from the last budget briefing held on November 9, 2021.

Marguerite M. Currin

Committee Staff: Marguerite M. Currin
Direct Inquiries to: (443) 984-3485

Date: February 3, 2022

PowerPoint Presentation

Shown at

the

November 9, 2021

Budget Briefing - BBMR

See Attached

Fiscal 2022 1st Quarter Update

Baltimore Bureau of the Budget & Management Research



Agenda

- **Federal Aid Update**
- **Fiscal 2022 1st Quarter Projection**
- **Revenue Detail**
- **Expenditure Detail**
- **Summary**

Agenda

- **Federal Aid Update**
- **Fiscal 2022 1st Quarter Projection**
- **Revenue Detail**
- **Expenditure Detail**
- **Summary**

Federal Aid Rules

	<u>CARES</u>	<u>FEMA</u>
Funding	<ul style="list-style-type: none"> • Direct award to City. • Total of \$103.1 million. 	<ul style="list-style-type: none"> • Reimbursable; City must apply. • \$36.4M already received.
Match Requirement	<ul style="list-style-type: none"> • No City match required. • Can be used as 25% match for FEMA. 	<ul style="list-style-type: none"> • 25% City match required. • 0% match going forward per Executive Order.
Deadline	<ul style="list-style-type: none"> • Original deadline of Dec 2020. • Extended to Dec 2021. 	<ul style="list-style-type: none"> • No end date, but FEMA can close disaster period any time.
Eligibility	<ul style="list-style-type: none"> • Only for necessary expenses due to pandemic emergency. • Cannot be used for lost revenue. 	<ul style="list-style-type: none"> • Only for emergency protective measures, as defined by FEMA.
Examples	<ul style="list-style-type: none"> • Economic support for businesses, non-profits, and families • Employee compensation for direct response • Building retrofits 	<ul style="list-style-type: none"> • EOC costs • Food purchase / distribution • Sheltering and quarantine • Medical care, facilities, and transport

CARES Act Status

- City received direct allocation from U.S. Treasury in March 2020.
- Deadline for spending is December 30, 2021 by the Consolidated Appropriations Act.
- BBMR has been reporting quarterly spending to the U.S. Treasury, per Federal law.
- **Both the revenue and expenditure estimates reflect \$24.5 million in CARES funding in FY22.**

FEMA Reimbursement Status

- FEMA funds are reimbursable.
- FEMA-eligible applications have been prioritized for submission by highest dollar.
- Past FEMA practice is 75% Federal / 25% City share for eligible costs.
- New Executive Order allows for 100% FEMA reimbursement for eligible costs dated back to January 2020.
- **Both the revenue and expenditure estimates reflect \$27.5 million in reimbursement from FEMA for food distribution, sheltering the homeless, and vaccination in FY22.**

Agenda

- Federal Aid Update
- **Fiscal 2022 1st Quarter Projection**
- Revenue Detail
- Expenditure Detail
- Summary

Fiscal 2022 Q1 Projection

Fiscal 2022 GENERAL FUND	Adopted Budget (in millions)	1 st Quarter Projection (in millions)	Surplus / (Deficit) (in millions)
Revenue	\$2,007.8	\$2,071.2	\$63.4
PAYGO Capital	\$15.0	\$15.0	\$0.0
Expenditures	\$1,992.8	\$1,996.3	(\$3.5)
Surplus / (Deficit)	\$0.00	\$59.9	\$59.9

An operating surplus (revenue less expenditures) totaling nearly \$60 million is projected in the General Fund at 1st Quarter.

Notes: Both the FY22 budget and 1st Quarter projection include \$52 million in Federal Aid (FEMA, CARES).

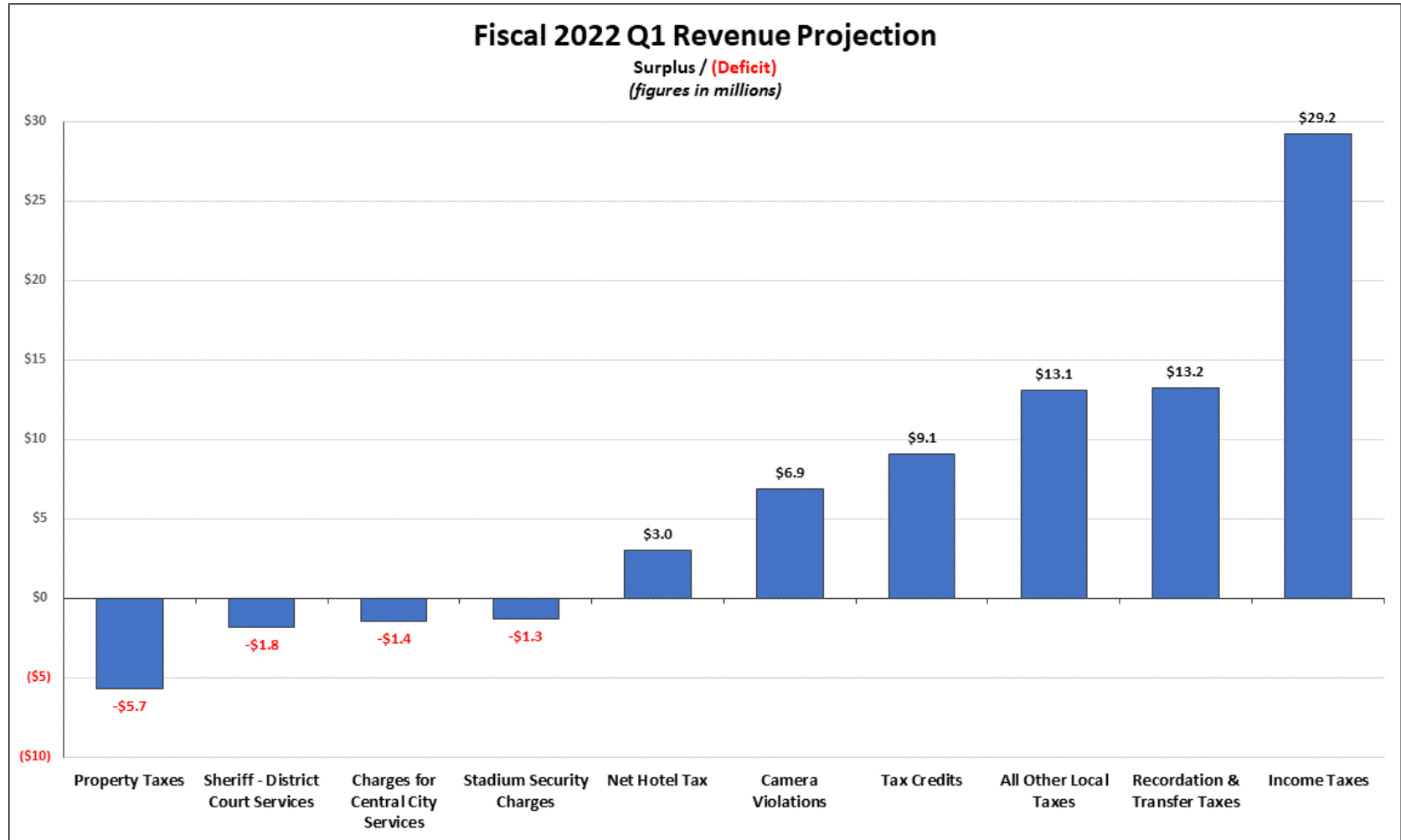
Agenda

- Federal Aid Update
- Fiscal 2022 1st Quarter Projection
- **Revenue Detail**
- Expenditure Detail
- Summary

Revenue Summary

- **FY22 General Fund revenue is projected to total \$2.071 billion.** This is \$63 million – or more than 3.0% - higher than what was anticipated in the budget.
- Both the budget and the projection assume **\$52 million in Federal Aid** (CARES, FEMA). Even without this additional revenue, the 1st Quarter projection reflects sufficient revenue to cover current year expenditures.
- **Federal Aid from the ARP Act is *not* reflected in the General Fund.**

Revenue Summary

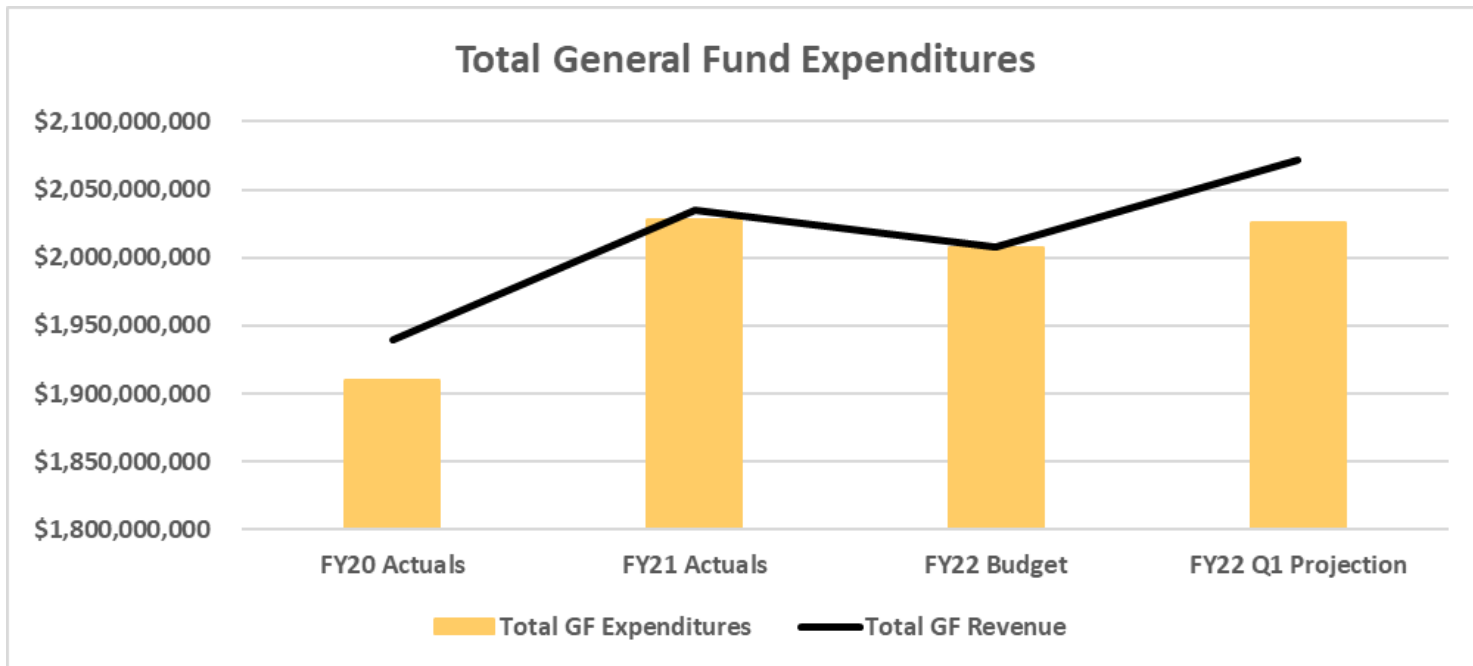


Agenda

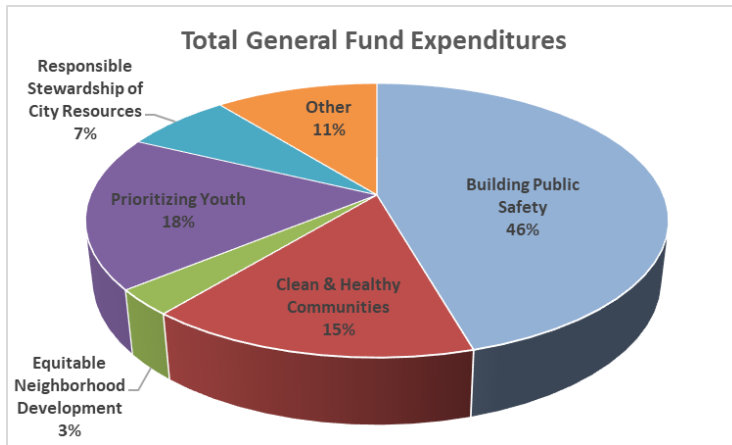
- Federal Aid Update
- Fiscal 2022 1st Quarter Projection
- Revenue Detail
- **Expenditure Detail**
- Summary

Expenditure Summary

- **FY22 General Fund spending is projected to total just over \$2 billion.** This represents less than a 1% decrease from total spending in FY21.
- **Spending is projected to total \$3.5 million *more* than what was budgeted** – this represents a projected deficit of less than 1%

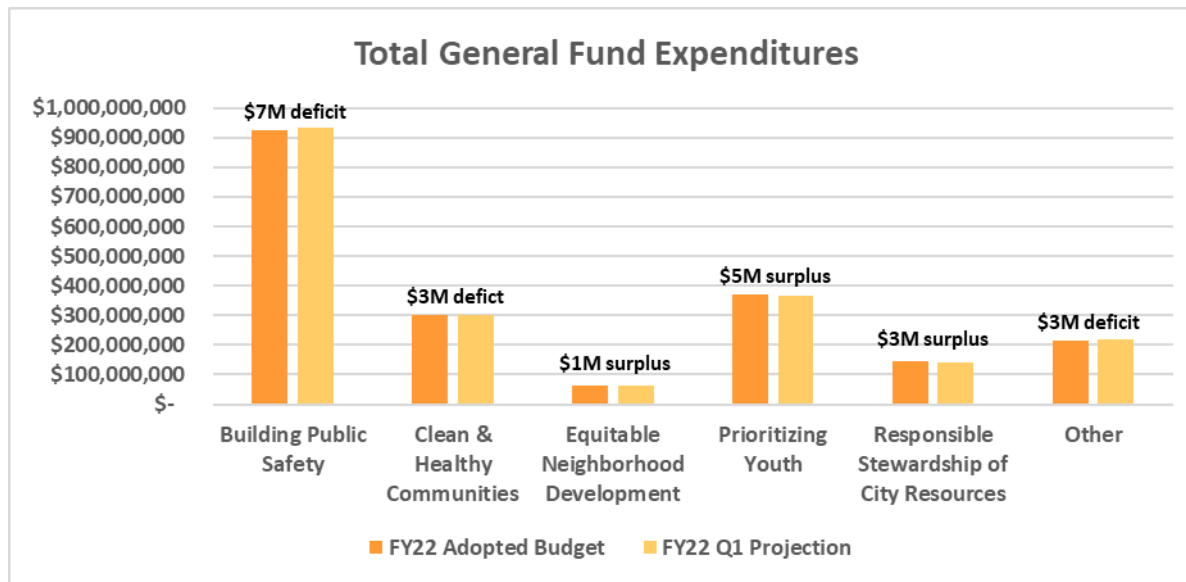


Expenditure Summary



Spending in support of the Mayor’s commitment to Building Public Safety and Clean and Healthy Communities is projected to exceed what was anticipated in the budget. This reflects the City’s response to the COVID-19 pandemic.

Spending in all other pillars is projected to be at or below what was budgeted.



Expenditure Summary

- **Approximately one-third of the total projected surplus is in personnel** – this largely is driven by vacant positions in many of the agencies. These vacancies can be attributed to **difficulty in filling frontline positions** (e.g. police, health), **routine attrition**, **the nationwide worker shortage**, and the **return to hiring after the cessation of the hiring freeze**.
- **The remainder of the surplus is distributed throughout the City** and discussed on the next slide.

Agency Expenditure Surpluses

Agency surpluses totaling \$19 million are projected throughout the City; the largest are in the following agencies:

Agency	Proj. Surplus	% of Budget	Comments
Recreation & Parks	\$2.5 million	5%	The surplus can be attributed to personnel and reflects difficulty hiring part-time workers; the number of vacancies has actually increased since the hiring freeze ended in July.
Information & Technology	\$2 million	5%	Sizeable surpluses in personnel and equipment offset a projected deficit in contractual spending of more than \$6 million. Nearly one-third of the agency's positions are currently vacant, which is driving the overall surplus.
Police	\$2 million	0.4%	The surplus is largely driven by personnel and reflects vacant positions throughout the Department. The salary surplus is offset by an increase in overtime expenses associated with ensuring that shifts & posts are covered despite the vacancies.
Transportation	\$1.9 million	2%	The surplus, largely isolated to equipment and materials spending, offsets a projected shortfall in personnel costs.
Pratt Free Library	\$1.8 million	6%	The surplus is in personnel and reflects the effects of the hiring freeze, that only ended in July 2021. The Library has resumed hiring, but the filling of positions has been slow.
State's Attorney's Office	\$1.7 million	4%	The surplus is largely driven by attrition. The SAO has trouble retaining staff due to salaries that are below-market. The SAO has recently eliminated five attorney positions to increase salaries for 43 attorneys to curb attrition.

Agency Expenditure Deficits

Agency	Proj. Deficit	% of Budget	Comments
Health	\$11.7 million	15%	This deficit is driven by the City's response to the COVID-19 pandemic, which includes housing homeless individuals in hotels to prevent the spread. The cost of the hotels was budgeted only through the end of December.
Fire	\$5.3 million	2%	The deficit largely reflects overtime spending, particularly in the area of Fire Suppression and Emergency Rescue. Currently, the Fire Department is conducting an operational assessment, the results of which will be analyzed and responded to by the Administration as appropriate. Additionally, the Fiscal 2021 budget included savings of \$3.6M for disbanding two fire companies, which, to date, has not occurred.
General Services	\$1.9 million	14%	The deficit reflects the added cost to the City to properly clean and equip the buildings in response to the COVID-19 pandemic.
Public Works	\$1.2 million	1%	There are nearly 100 vacant positions in DPW. This is offset by spending on overtime and stipends, which are both projected to exceed what was budgeted. Additionally, there is a projected deficit of \$1.4 million, largely driven by the cost of waste removal.
Finance	\$0.5 million	2%	The Department has hired temporary workers to address the backlog of vendor payments in accounts payable. The additional workers – who were not included in the budget – have reduced the backlog by 75% from \$20 million in March 2021 to approximately \$5 million in October 2021. The current estimates assume that the temporary workers will continue to work through the end of the fiscal year.

Agency Expenditure Projections

The currently projected surpluses – which offset deficits in other areas of the budget – *could decrease or be eliminated* based on:

- **Police** – The City plans to issue debt to support the purchase of four new helicopters for the Police Department. Two of the existing helicopters are scheduled to be decommissioned at the end of calendar 2022 and two will be decommissioned at the end of calendar 2023. The FY22 budget does not include funding to cover debt service. The 1st Quarter projections assume, based on the timing of the issuance that payments will begin in FY23. **Should the debt be issued earlier, payments could start in FY22, which will eliminate the projected surplus of \$2 million in the Department.**
- **All Agencies** – Testing and Vaccination Program – The total cost of the City’s testing/vaccination mandate are not yet known due to the uncertainty of the impact on employees and operations.

Summary

- **As of 1st Quarter, the City's financial recovery is clearly improving.** An overall operational **surplus** of nearly \$60 million is projected in the General Fund.
- **The revenue side of the budget is driving the surplus.** Income Tax and Transfer & Recordation Taxes are still strong, and tourist-related revenues are improving more rapidly than anticipated.
- **Most agencies are operating within budget** and those that aren't are spending mostly in response to the COVID-19 pandemic. Over-spending – which represents less than 1% of the total budget – is mostly isolated to programs and services that fall within the **Clean and Healthy Communities** and **Building Public Safety** pillars.
- There is still significant **uncertainty** built into this projection, due to the COVID-19 pandemic, the availability of Federal aid, and the impact of testing and vaccine mandates to City operations.

Questions?

Baltimore Bureau of the Budget & Management Research

