


Ways and Means Committee Oversight Hearing

May 17, 2022



MAYOR'S OFFICE OF
**RECOVERY
PROGRAMS**
BALTIMORE CITY

Treasury Report Overview



Key Points



- Period of performance covers January 1, 2022 - March 30, 2022.
- The U.S. Department of Treasury does not factor in “commitments,” only obligations and expenditures.
- Data are reported to Treasury by expenditure category and at specific time intervals (i.e., quarterly), therefore data do not align with information included in Council Reports or the public-facing dashboard.
- Many agencies are still fully designing and implementing programs, therefore performance data are limited. Additional data on required performance measures will be included in Treasury reports as programs are further implemented and data are available. Performance data included in Council reports are not Treasury required measures.

Treasury Report Requirements | Changes Since Last Report



- **Expenditure categories:** The expenditure categories of some projects changed when Treasury released the Final Rule. All projects have been categorized under the appropriate new expenditure category.
- **Demographic data:** Treasury now requires demographic data for certain projects, specifically if the project serves an impacted or disproportionately impacted community.
- **Evidence-based interventions:** Treasury now requires data for certain projects on how much funding has been allocated for evidence-based interventions.

New and Revised Data | Changes Since Last Report



- **New projects:** The City added three additional projects: Vaccine Incentives, Food Insecurity, and Lexington Market
- **Separation of existing project:** Due to the change in expenditure categories, the previous project for Baltimore Development Corporation was separated into two projects: one for grant funding to small businesses and one for technical assistance. Obligations and expenditures were split accordingly between the two projects.
- **New expenditures:** Six projects have expenditures in this reporting period that did not have expenditures in the previous Treasury report covering the date award through December 31, 2021.
 - Visit Baltimore Recovery Assistance;
 - Baltimore City Workforce Development;
 - Reducing Baltimore Violence - Improving Community Violence Interventions;
 - Baltimore Office of Promotion and the Arts Recovery Assistance,
 - COVID19 Health Response - Staffing and payroll costs; and
 - Broadband and Digital Equity - Phase I.

New Projects Overview



Vaccine Incentive: \$10.4 million

- \$1,000 payments to City employees who received their COVID-19 vaccination
-



Food Insecurity: \$11 million


- COVID-19 Produce Distribution Response;
 - Online SNAP fruit and vegetable incentives;
 - Expansion of nutrition incentives at farmers markets;
 - Med Star's Good Food Rx program; and
 - the Farm Alliance's Black Butterfly Urban Farmer Academy program.
-



Lexington Market: \$4.9 million

- Funds will support stall build out for new and legacy vendors at the newly constructed Lexington Market

Expenditures & Obligations

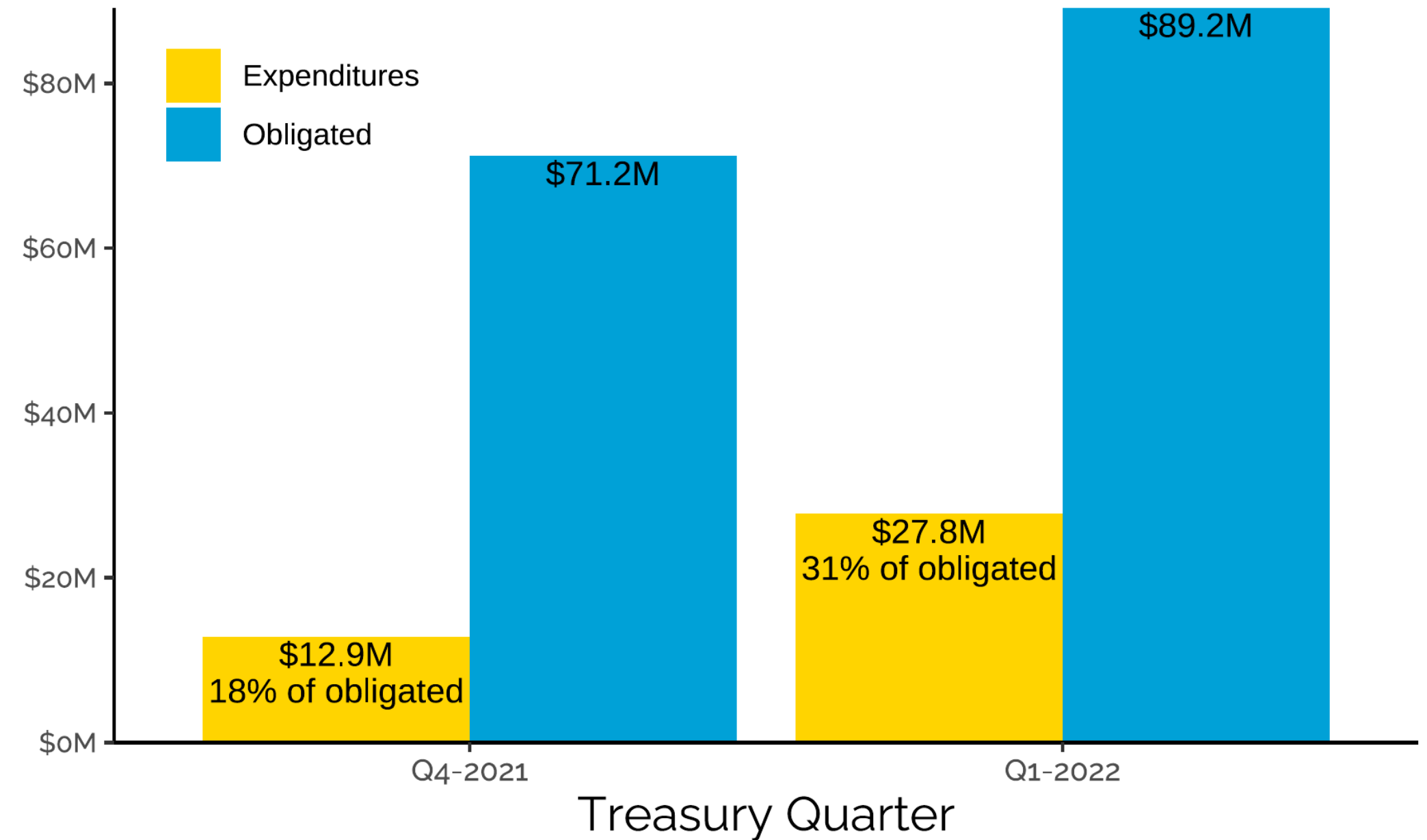


Obligations and Expenditures



- For the period of performance, the City of Baltimore reported \$89,188,506 in obligations and \$14,860,786.31 in expenditures for 23 projects across 19 expenditure categories.
- Through March 2022, total expenditures increased to \$27,726,228 (31% of obligations)
- From the January 2022 Treasury report, obligations increased by 25% and reported expenditures increased by 115%.

Cumulative Amount Spent and Obligated by Treasury Quarter



Obligations and Expenditures (as reported to Treasury April 30th)

Project Name	Total Obligations	Total Expenditures
ARPA Project and Progress Evaluation (University Partnerships)	\$465,494.00	\$0.00
ARPA Administration (MORP Office)	\$2,330,871.88	\$1,731,612.43
Baltimore City Workforce Development (MOED)	\$3,768,937.85	\$249,904.33
Broadband and Digital Equity - Phase I	\$1,776,788.15	\$9,296.38
Reducing Baltimore Violence (MONSE)	\$10,302,367.75	\$75,501.89
Visit Baltimore Recovery Assistance	\$2,500,000.00	\$2,500,000.00
Family League of Baltimore Recovery Assistance	\$2,000,000.00	\$2,000,000.00
Baltimore Office of Promotion and the Arts Recovery Assistance (BOPA)	\$500,000.00	\$500,000.00
Baltimore Development Corporation (BDC)	\$11,700,000.00	\$4,000,000.00
Baltimore Civic Fund Recovery Assistance (BCF)	\$8,300,000.00	\$6,225,000.00
Vaccine Incentives for Employees	\$10,430,607.18	\$10,430,607.18
Covid19 Health Response (BCHD)	\$27,893,182.50	\$4,305.90
Lexington Market	\$4,917,957.00	\$0.00
Food Insecurity Funding	\$2,302,300.00	\$0.00
Total	\$89,188,506.31	\$27,726,228.11

Note: Data as of April 2022. The spending amounts reported are preliminary. Changes to account numbers, accruals, delayed data entry, or other accounting related transactions impact the accuracy of spending data month-to-month. At the end of the fiscal year, the City of Baltimore follows year-end closing procedures to finalize records of all financial activity. Spending data should not be considered final until that time.



Subawards Summary




Agency/Organization	Number of Sub-Awards	Amount Awarded/Committed
MONSE	16*	\$17,615,000*
Baltimore Civic Fund	144	\$3,904,893
Visit Baltimore	37	\$2,350,002
Family League of Baltimore City	182	\$1,880,000
MOED	11	\$6,247,192
Total		\$31,997,087

*As of March 30, 2022, MONSE publicly announce 16 awards to Community Based Organizations (CBOs), however, only one recipient, University of Baltimore, has a BoE approved agreement. No dollars have been disbursed to any organizations at this time. Since March 2022, 7** additional awardees were selected.



Appendix



Financial Changes from January to April Report

Project Name	March 2021- December 31, 2021			January 1, 2022-March 30, 2022			
	Adopted Budget	Total Obligations	Total Expenditures	Adopted Budget	Total Obligations	Total Expenditures	Evidence Based Intervention
Food Insecurity Funding				\$2,302,300.00	\$2,302,300.00	\$0.00	
**Baltimore Development Corporation - Technical Assistance				\$2,680,000.00	\$2,680,000.00	\$916,239.32	\$916,239
Vaccine Incentives for Employees				\$10,430,607.18	\$10,430,607.18	\$10,430,607.18	
Lexington Market				\$4,917,957.00	\$4,917,957.00	\$0.00	
Visit Baltimore Recovery Assistance	\$2,500,000.00	\$2,500,000.00	\$0.00	\$2,500,000.00	\$2,500,000.00	\$2,500,000.00	
ARPA Project and Progress Evaluation	\$465,494.00	\$465,494.00	\$0.00	\$465,494.00	\$465,494.00	\$0.00	
ARPA Administration	\$2,650,000.00	\$2,650,000.00	\$640,441.80	\$2,850,575.85	\$2,330,871.88	\$1,731,612.43	
Baltimore City Workforce Development	\$3,768,937.84	\$3,768,937.84	\$0.00	\$3,768,937.85	\$3,768,937.85	\$249,904.33	\$1,397,226.21
Reducing Baltimore Violence - Improving Community Violence Interventions	\$7,279,057.75	\$7,279,057.75	\$0.00	\$7,279,057.75	\$7,279,057.75	\$75,501.89	\$75,501.89
Reducing Baltimore Violence - Visitation Center	\$22,770.00	\$22,770.00	\$0.00	\$68,310.00	\$68,310.00	\$0.00	
Reducing Baltimore Violence - Job Training Assistance	\$2,955,000.00	\$2,955,000.00	\$0.00	\$2,955,000.00	\$2,955,000.00	\$0.00	
Family League of Baltimore Recovery Assistance	\$2,000,000.00	\$2,000,000.00	\$2,000,000.00	\$2,000,000.00	\$2,000,000.00	\$2,000,000.00	\$2,000,000

**Additional reporting requirements that started this quarter



Financial Changes from January to April Report

Project Name	March 2021- December 31, 2021			January 1, 2022-March 30, 2022			
	Adopted Budget	Total Obligations	Total Expenditures	Adopted Budget	Total Obligations	Total Expenditures	Evidence Based Intervention
Baltimore Office of Promotion and the Arts Recovery Assistance**	\$500,000.00	\$500,000.00	\$0.00	\$500,000.00	\$500,000.00	\$500,000.00	
Baltimore Development** Corporation Recovery Assistance	\$11,700,000.00	\$11,700,000.00	\$4,000,000.00	\$9,020,000.00	\$9,020,000.00	\$3,083,760.68	
Baltimore Civic Fund Recovery Assistance**	\$8,300,000.00	\$8,300,000.00	\$6,225,000.00	\$8,300,000.00	\$8,300,000.00	\$6,225,000.00	
Broadband and Digital Equity - Phase I**	\$1,776,788.15	\$1,776,788.15	\$0.00	\$1,776,788.15	\$1,776,788.15	\$9,296.38	
COVID19 Health Response - Staffing and payroll costs**	\$8,202,869.00	\$8,202,869.00	\$0.00	\$8,202,869.00	\$8,202,869.00	\$4,305.90	
Household Food Assistance**	\$3,049,000.00	\$3,049,000.00	\$0.00	\$3,049,000.00	\$3,049,000.00	\$0.00	
COVID19 Health Response - Communication and Operational Support	\$2,060,313.50	\$2,060,313.50	\$0.00	\$2,060,313.50	\$2,060,313.50	\$0.00	
COVID19 Health Response - Personal Protective Equipment	\$2,516,000.00	\$2,516,000.00	\$0.00	\$2,516,000.00	\$2,516,000.00	\$0.00	
COVID19 Health Response - Contact Tracing	\$1,855,000.00	\$1,855,000.00	\$0.00	\$1,855,000.00	\$1,855,000.00	\$0.00	
COVID19 Health Response - Testing	\$3,225,000.00	\$3,225,000.00	\$0.00	\$3,225,000.00	\$3,225,000.00	\$0.00	
COVID19 Health Response - Vaccinations	\$6,985,000.00	\$6,985,000.00	\$0.00	\$6,985,000.00	\$6,985,000.00	\$0.00	

**Additional reporting requirements that started this quarter



Performance Measures from Council Report

Measurement	Project	Count
Applications for organizational support		
Number of nonprofits applying for grant awards	Baltimore Civic Fund Recovery Assistance	322
Number of businesses applying for grants or loans	Baltimore Development Corporation Recovery Assistance	730
Applications for training and assistance programs		
Number of applications received	Family League of Baltimore Recovery Assistance	307
Number of Letters of Intent accepted and invited to apply	MONSE - Violence Intervention	33
Enrollments in other ARPA-funded programming		
GVRs - Counts of participants	MONSE - Violence Intervention	11
Number of households that received household support		
GVRs - housing assistance - number of unique participants utilizing the benefit	MONSE - Violence Intervention	1
Number of nonprofits served		
Total number of eligible grants made by the grantee from grant funds	Baltimore Civic Fund Recovery Assistance	144
Served by child/family programs		
Number of applicants funded	Family League of Baltimore Recovery Assistance	182
Number of children served by childcare and early learning	Family League of Baltimore Recovery Assistance	1508

Performance Measures as reported in the April report to council. These are cumulative measures, adding together similar measures across projects.



Visit
arp.baltimorecity.gov

