

Baltimore City Recreation & Parks Pools Hearing

Presented by:

Reginald Moore, *Executive Director*


Adam Boarman, PLA, *Chief of Capital Development*



BALTIMORE CITY
RECREATION & PARKS

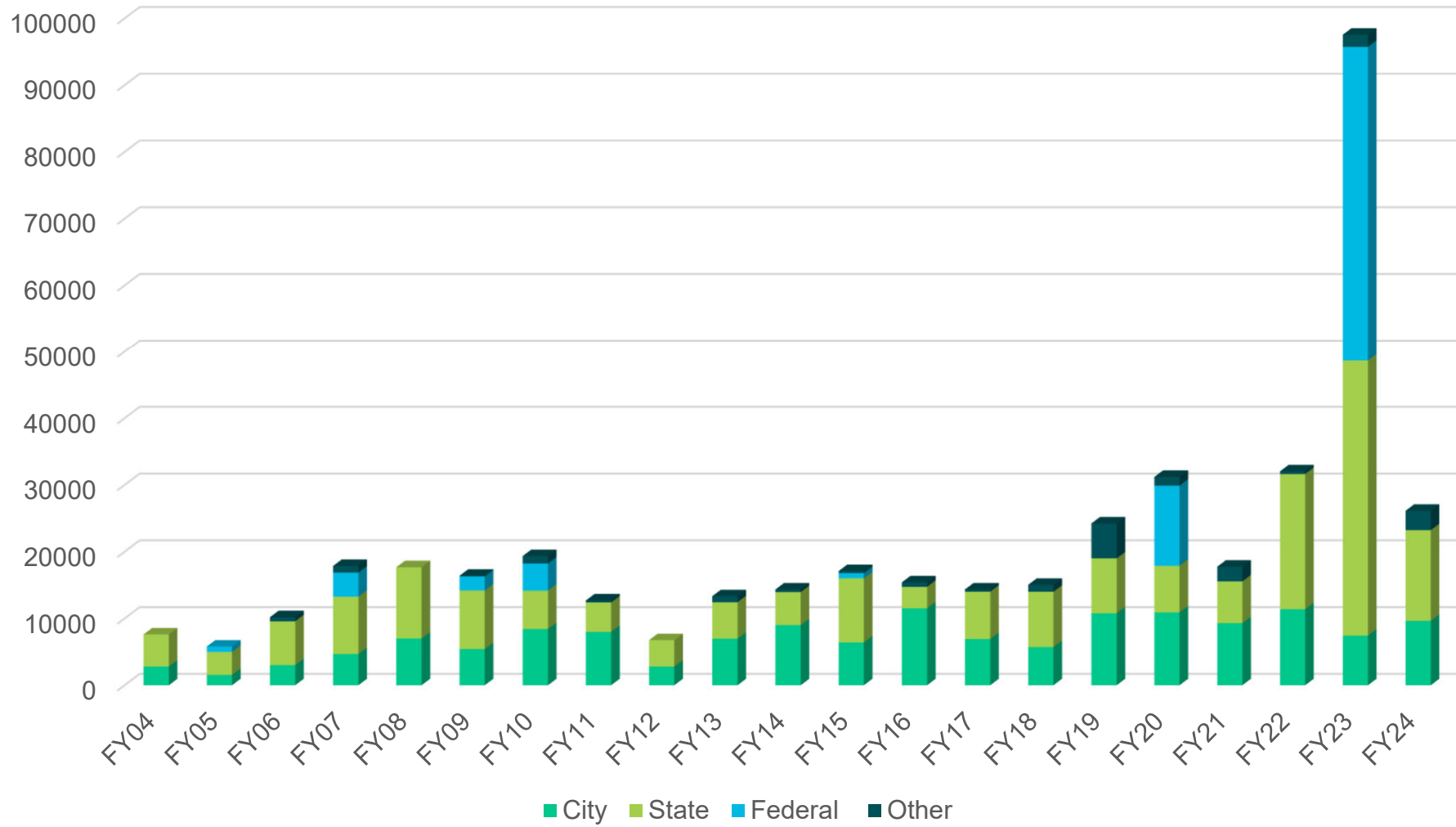


Historic CIP Funding Analysis



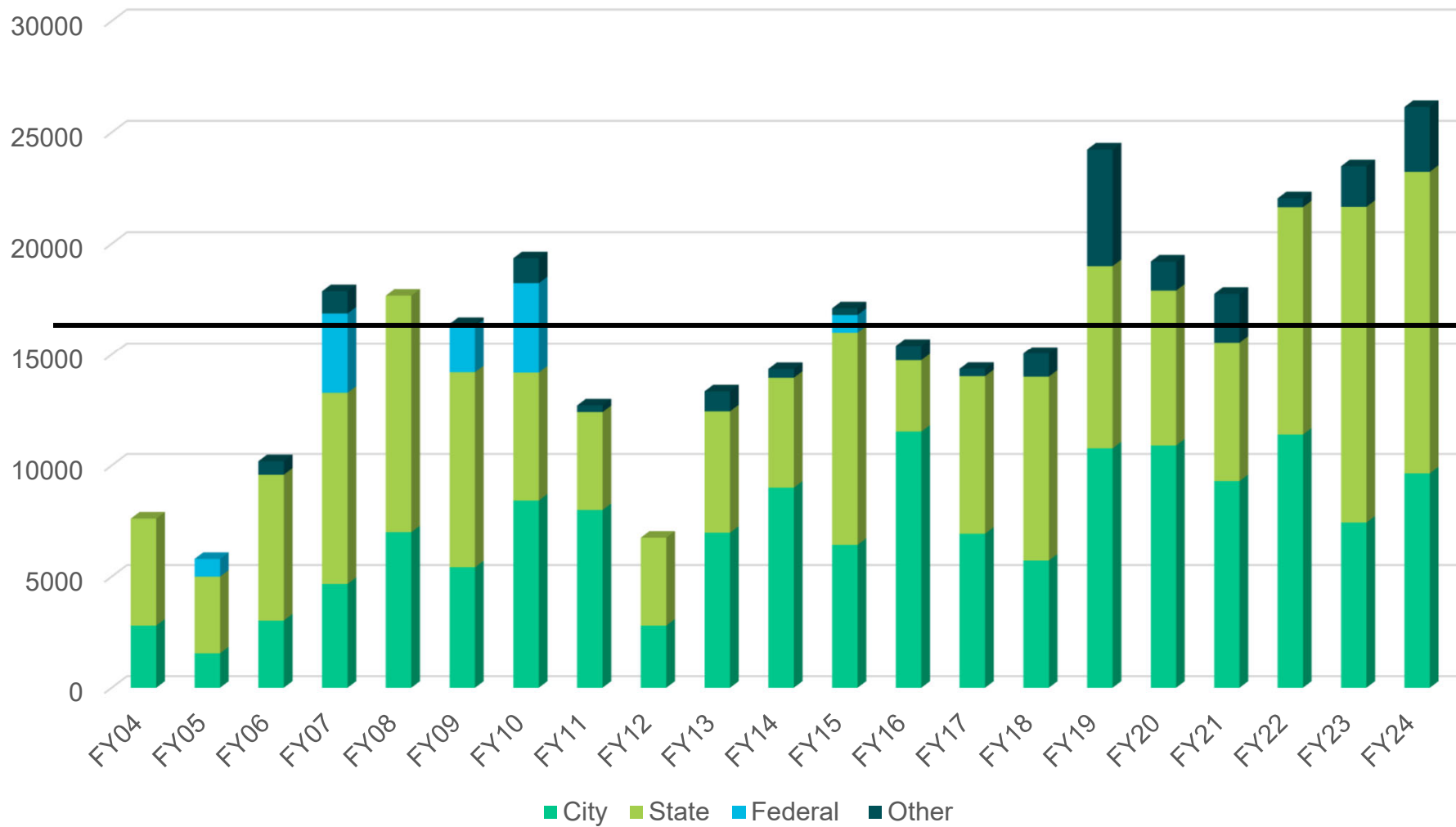
Capital Funding – 21 Year Summary

* Numbers in Thousands



Capital Funding – 21 Year Summary Minus ARPA, LPPI, & one-time Major Grants

* Numbers in Thousands



Avg. Total: \$16,038,000

Avg. City: \$7,130,000

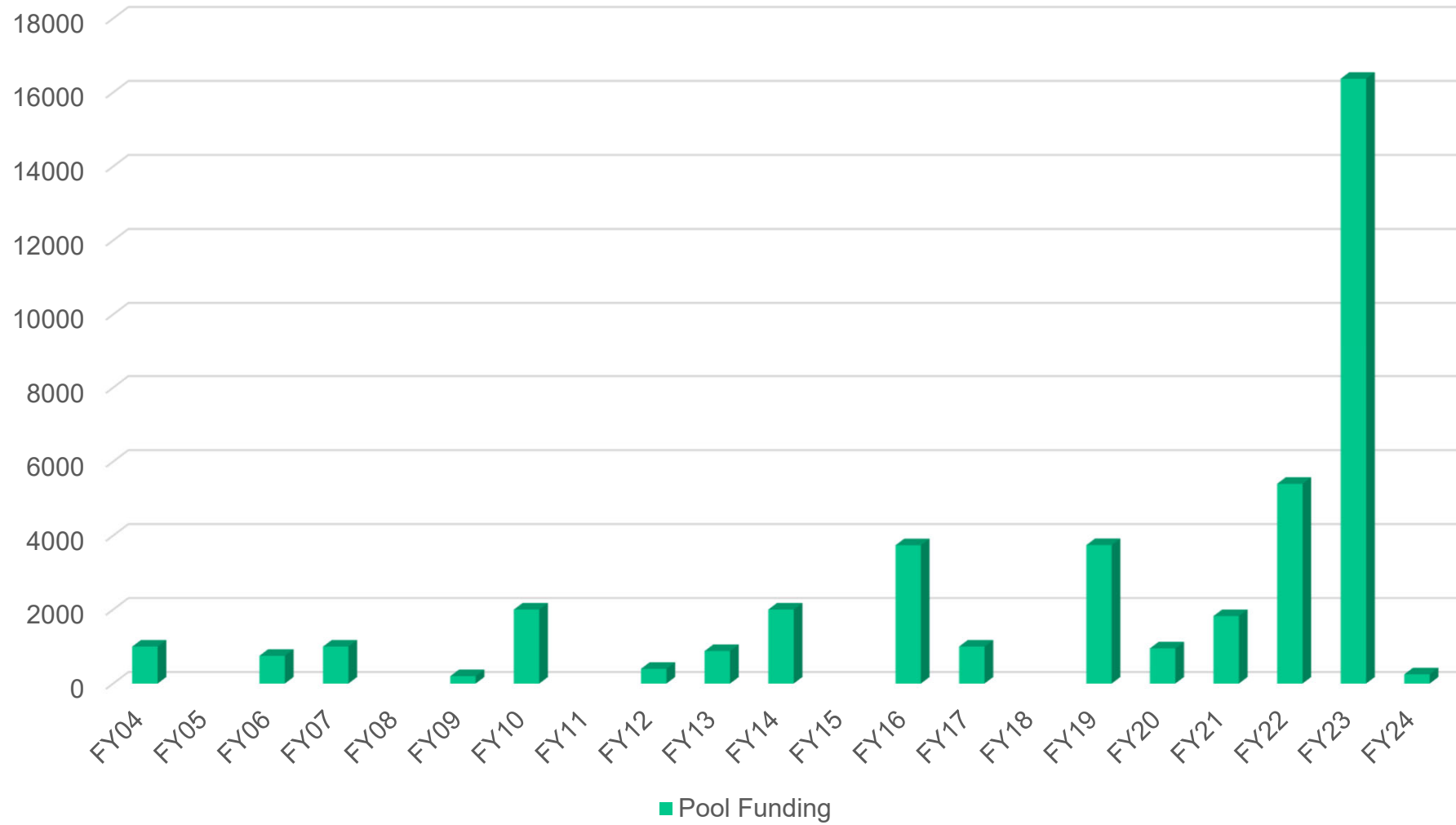
Avg. State: \$7,385,000

Avg. Federal: \$540,000


Avg. Other: \$983,000

Capital Pool Funding – 21 Year Summary

* Numbers in Thousands



Capital Progress



Organizing & Staffing Up

- July 2017 – Reginald Moore appointed as Executive Director of BCRP
- October 2017 – Adam Boarman promoted to Chief of Capital Development w/ staff of 15
- Summer 2018 – Created Construction Contract Administrator & Contract Administrator positions
 - Eliminated reliance on other agencies for bidding and contract management
 - Gained efficiencies and reduced timeline for advertising and awarding construction contracts
- Summer 2023 – Capital Division stands at 37 positions
 - Includes Landscape Architects, Architects, Engineers, Construction Inspectors, Contract Administrators, Fiscal Techs, and a GIS Analyst.
 - Capacity for design and construction projects has grown; Output has quadrupled since 2017

Recently Completed & Under Construction

- Druid Hill Aquatics Center
 - Opened in May 2022
- Garrett Park Athletic Courts & SWM
 - Completed in June 2022
- Patterson Park Entrance Improvements
 - Completed in June 2022
- Pimlico Safety Academy Field Improvements
 - Completed in August 2022
- Dypski Park Improvements
 - Opened in September 2022
- Middle Branch Fitness & Wellness Center
 - Opened in November 2022
- Gwynns Falls Maintenance Yard Improvements
 - Opened in December 2022
- Athletic Court Resurfacing (20 Sites - Completed)
- Leakin Park Pavilion
- Riverside Park Athletic Fields
- Mary E Rodman Rec Center Renovation
- James D Gross Rec Center Renovation
- Chick Webb Fitness & Wellness Center
- Ambrose Kennedy & Patterson Park Pools
- **33 CAPITAL PROJECTS TOTALING \$60M+** last 18 months

When were the pools built?

1953

1970's

1973

1970's

1976

1970's

1970's

1972

1970's

1970's

2001

1970's

1973

2022

1970's

1995

1989

1970's



1970's

1950's



Beyond Repair

- 50 years of deferred maintenance
- Outdated and inefficient systems
- Leaks require constant refilling
- Offer a poor user experience
- Expensive to start up every year

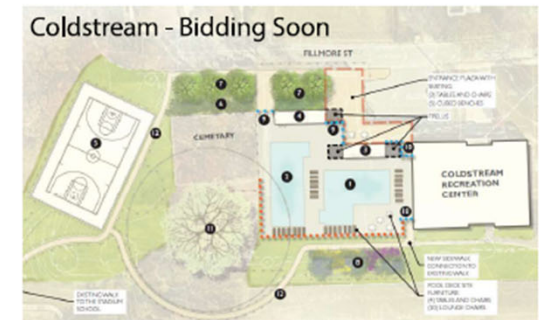
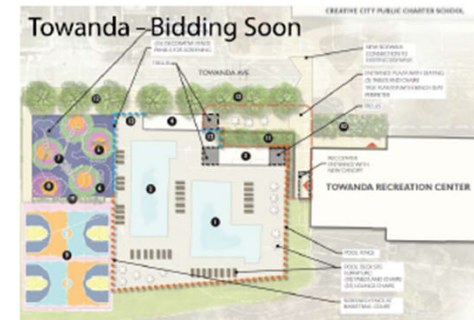


Renewed Focus on Pools

- 🍃 **Summer 2019** – Issued Consultant RFP for a thorough conditions assessment of 19 outdoor pools
- 🍃 **October 2019** – Awarded design task to a consultant team of Pool Designers, Landscape Architects, Architects, and Engineers
- 🍃 **June 2020** – Received final Pool Assessment Report that included probable costs and site rankings based on Pool System, Architectural, and Site scoring.

A Vision Forward

- Developed standards that align with modern trends, include efficient systems, & provide an enhanced user experience
- Patterson & Ambrose Kennedy are under contract for construction
- 7 more sites in design and approaching advertisement
- Prioritized list of pools to improve/replace based on the condition assessment data



Greater Model



Towanda



Coldstream





Summer 2023 Teen Pool Parties
Over 2,300 attendees at 6 events





Lifeguards
- 92 staff
- 8 Training Classes
- Lifeguard Games

3 Pools in the News

Patterson Park – Short Summary (pg. 1 of 3)

- **FY21 & FY22: Allocated \$2,060,000** for design & construction
- **March 2021 – September 2022: Designed & permitted** for Patterson & Ambrose Kennedy
- **9/23/2022: Advertised for construction** with due date of 11/2/2022; Extended to 12/14/2022
- **4/5/2023: Awarded contract to Mainline** with City Bonds from Patterson Pool, Ambrose Kennedy Pool, and surplus funding from Parkview Rec Center, with construction to begin Spring 2023.
- **4/17/2023: CM Cohen & 46th District send a letter** to Dir Moore, requesting that Patterson Pool be opened for the 2023 Pool Season.
- **6/5/2023: Issued Notice to Proceed to Mainline** for the start of construction; Mainline immediately mobilized to Ambrose Kennedy to start work; Patterson put on hold until after Labor Day
- **7/8/2023: After 3rd flood of the pump room** this season, it was determined that the pool would remain closed for 2023

Patterson Park (pg. 2 of 3)

Costs incurred attempting to reopen Patterson Park - \$100,684

- Pump purchase and replacement - \$32,284
- Pump repair and drying - \$4,500
- Pool paint and caulking - \$51,900
- Flood draining and jet blast - \$12,000



 Patterson Park (pg. 3 of 3)

April 28th



July 8th



July 10th

Clifton Park


- Opened for use on the traditional date of Memorial Day weekend, May 27th
- Closed May 30th when motor failed; Replacement parts were ordered and installed for re-opening on June 24th
- Closed again on July 5th due to additional mechanical failures. Repairs were made and the pool re-opened on July 22nd
- Pool has continued to operate 7 days a week since that time

Cherry Hill

- Outdoor pool closed since 2021 due to proximity to major construction of the MBFWC
- In preparation to open for Summer 2023, significant leaks were discovered; Further investigation determined that the main drainpipe needs to be replaced and the shell opened to replace it; That work is scheduled for Fall 2023 to allow for a Summer 2024 opening.
- 3 bodies of water are available at the MBFWC; Averaging 265 users per day this summer



Capital Approach Going Forward



BCRP CAPITAL APPROACH to POOLS

ORDER OF ATTACK	EVALUATION SCORE	POOL NAME	LOCATION	STATE DISTRICT	COUNCIL DISTRICT	CATEGORY	YEAR BUILT	YEAR OF LAST RENOVATION	ESTIMATED REPLACEMENT COST
UNDER CONSTRUCTION									
1A	3.73	Ambrose Kennedy	100 Ensor Street	45	12	Neighborhood	1973	2018	\$1,300,000
1B	3.25	Patterson Park - Main	148 S. Linwood Avenue	46	1	Park	1953	2007	\$2,500,000
PROCESSING CONSTRUCTION CONTRACT AWARD									
2	N/A	Walter P Carter	148 S. Linwood Avenue	46	1	Neighborhood	N/A	N/A	\$5,388,000
IN DESIGN									
3	4.21	Coldstream	1400 Fillmore Street	43	14	Neighborhood	1970's	N/A	\$4,000,000
4	4.01	Towanda	4100 Towanda Avenue	40	6	Neighborhood	1972	N/A	\$4,500,000
5	3.96	Greater Model	1055 W. Saratoga Street	40	9	Neighborhood	1970's	N/A	\$4,500,000
6	4.01	City Springs	1500 E. Baltimore Street	46	12	Neighborhood	1970's	N/A	\$5,500,000
7	3.25	Patterson Park - Wading	148 S. Linwood Avenue	46	1	Wading	2001	N/A	\$1,500,000
8	2.96	North Harford - Splash	6800 Hamlet Avenue	43	3	Splash Pad	2001	N/A	\$1,300,000
FY25 & FY26 - CIP REQUEST									
9	4.15	Central Rosemont	2621 Winchester Street	40	9	Neighborhood	1970's	N/A	\$5,500,000
10	3.43	C.C. Jackson	4910 Park Heights Avenue	41	6	Neighborhood	1976	2014	\$5,500,000
11	3.96	William McAbee	1323 N. Gilmore Street	40	7	Neighborhood	1970's	N/A	\$5,750,000
12	3.94	O'Donnell Heights	1200 Gusryan Street	46	1	Neighborhood	1970's	N/A	\$5,500,000
13	3.48	Riverside park	1800 Covington Street	46	11	Park	1950's	2008	\$6,500,000
FY27, FY28, & FY29 - CIP REQUEST									
14	3.54	Lillian Jones - Splash	1323 N. Gilmore Street	40	7	Wading	Unknown	N/A	N/A
15	3.47	Liberty	3901 Maine Avenue	41	6	Neighborhood	1970's	N/A	\$5,500,000
16	3.35	Farring-Baybrook	4501 Farring Court	46	10	Neighborhood	1973	N/A	\$5,500,000
17	3.30	Roosevelt Park	3500 Poole Street	40	7	Park	1995	2008	\$2,500,000
18	3.16	Clifton Park	2013 Sinclair Lane	45	14	Park	Unknown	2004	\$2,500,000
19	3.12	Callow Hill - Indoor	2821 Oakley Avenue	41	6	Indoor	1989	N/A	\$6,000,000
20	2.95	Cherry Hill Splash Park	101 Reedbird Avenue	46	10	Park	1973	2001	\$3,500,000
21	2.92	Harford/Lanvale	1641 N. Spring Street	45	12	Neighborhood	1970's	2019	\$1,500,000
									\$86,238,000



Questions?

