

# **BALTIMORE POLICE DEPARTMENT**

**Council President Zeke Cohen  
Chairman Mark Conway  
Vice Chairman Zac Blanchard**

**May 13th, 2025**



# CLEARANCE RATES

CRIME	CURRENT YEAR CLEARANCE	PRIOR YEAR CLEARANCE	NATIONAL AVERAGE	AVERAGE FOR SIMILAR SIZE CITIES
HOMICIDE	72.1%	68.9%	61.4%	54.7%
SHOOTING	55%	43%	--	--
RAPE	33%	26%	26.9%	28%
ROBBERY	43%	40%	27-30%	--
BURGLARY	28%	24%	9-13%	--
AGG ASSAULT	71%	60%	50-53%	--
ARSON	19%	30%	26.9%	19.1%



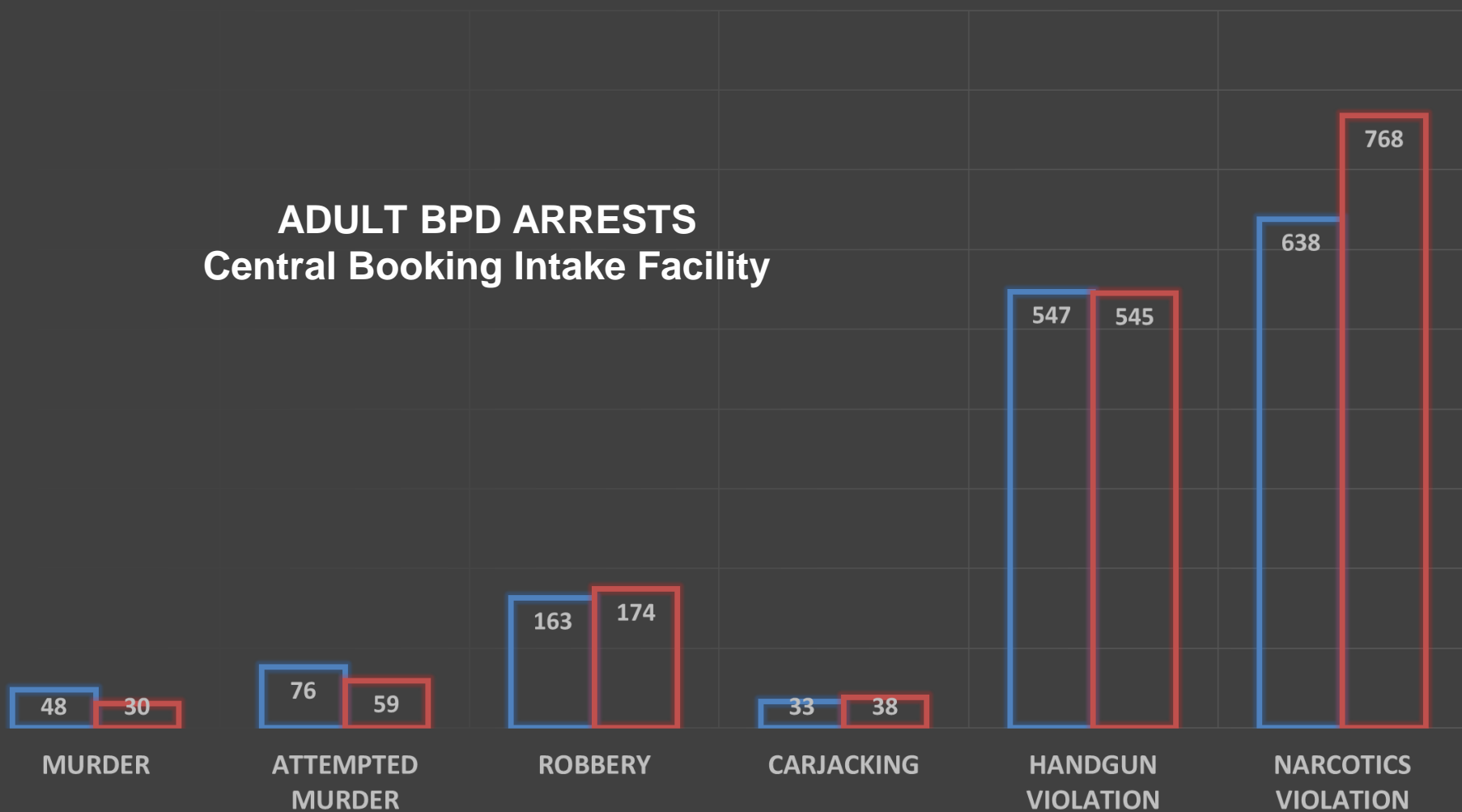
\*CURRENT YEAR through 5/6/2025

\*\*PRIOR YEAR through 5/6/2024

# SIGNIFICANT ARRESTS

2024 2025

## ADULT BPD ARRESTS Central Booking Intake Facility



\*2025 through 5/6/2025

\*\*2024 through 5/6/2024



\*No deduplication of arrests. Some arrests may count in more than one category.



# GUN-RELATED ARRESTS

## BALTIMORE POLICE DEPARTMENT

### 2025 GUN ARRESTS

**545**

2024 Gun Arrests - 547

**-0.4%**

## PATROL

### 2025 GUN ARRESTS

**505**

2024 Gun Arrests - 481

**5.0%**

## NON-PATROL

### 2025 GUN ARRESTS

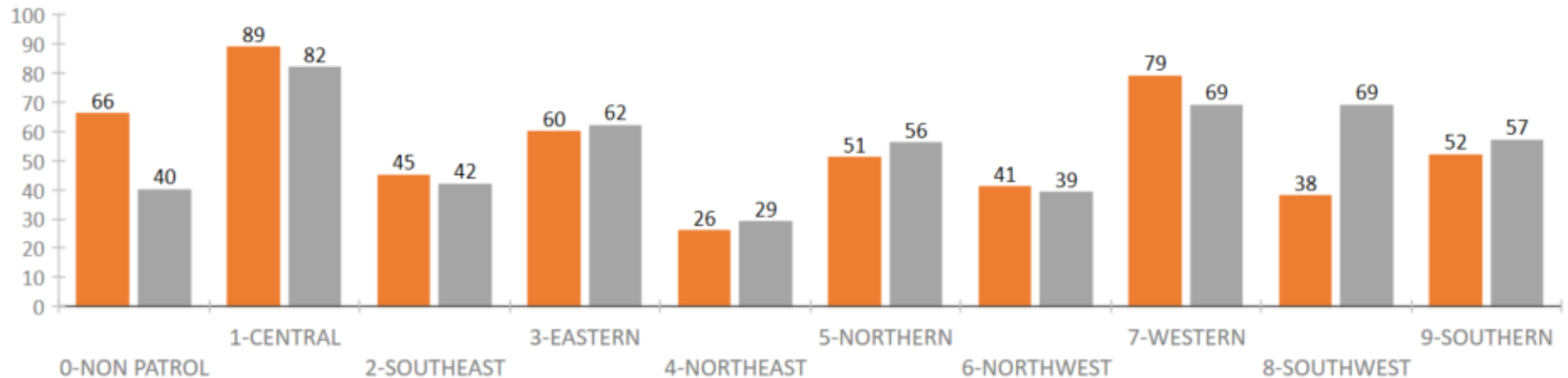
**40**

2024 Gun Arrests - 66

**-39.4%**

## DISTRICT GUN ARRESTS

LYTD YTD

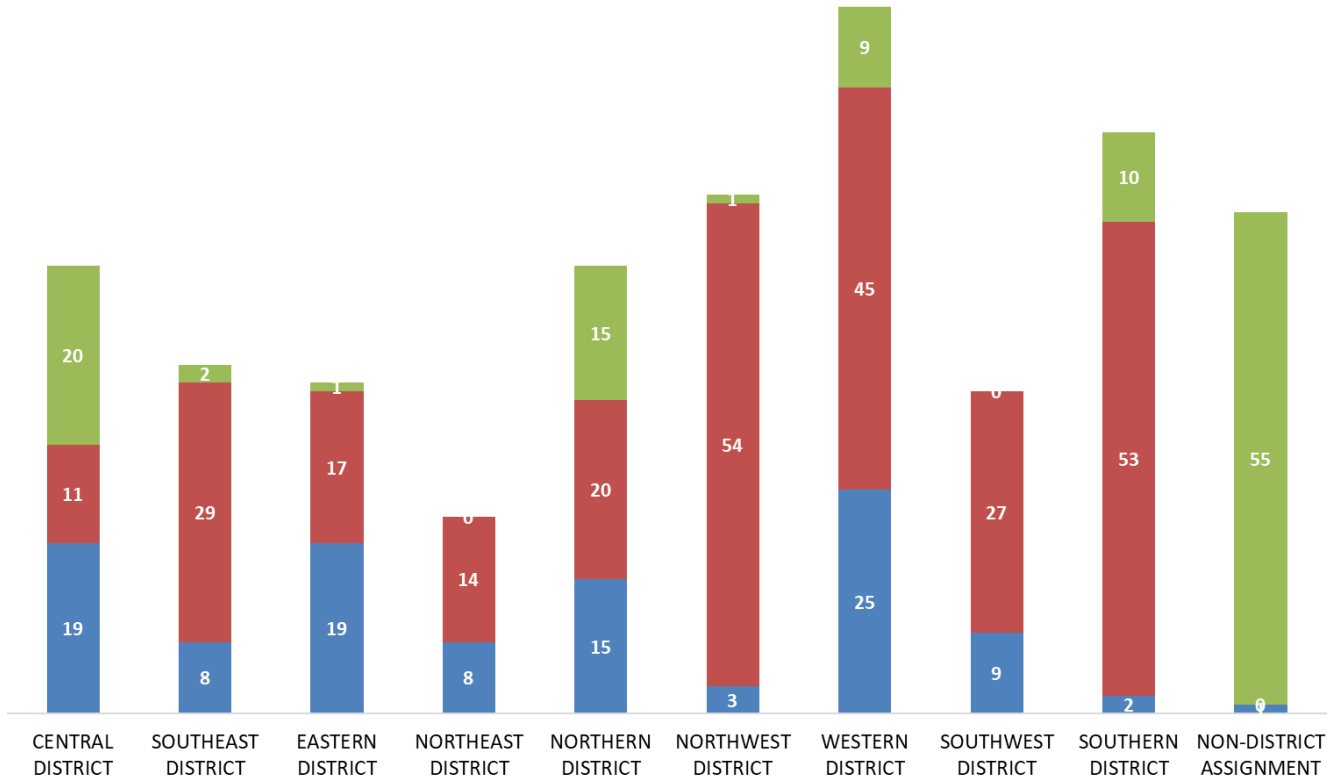


\*YTD through 5/6/2025

\*\*LYTD through 5/6/2024

# FELONY CDS ARRESTS

■ Patrol ■ DAT ■ Other



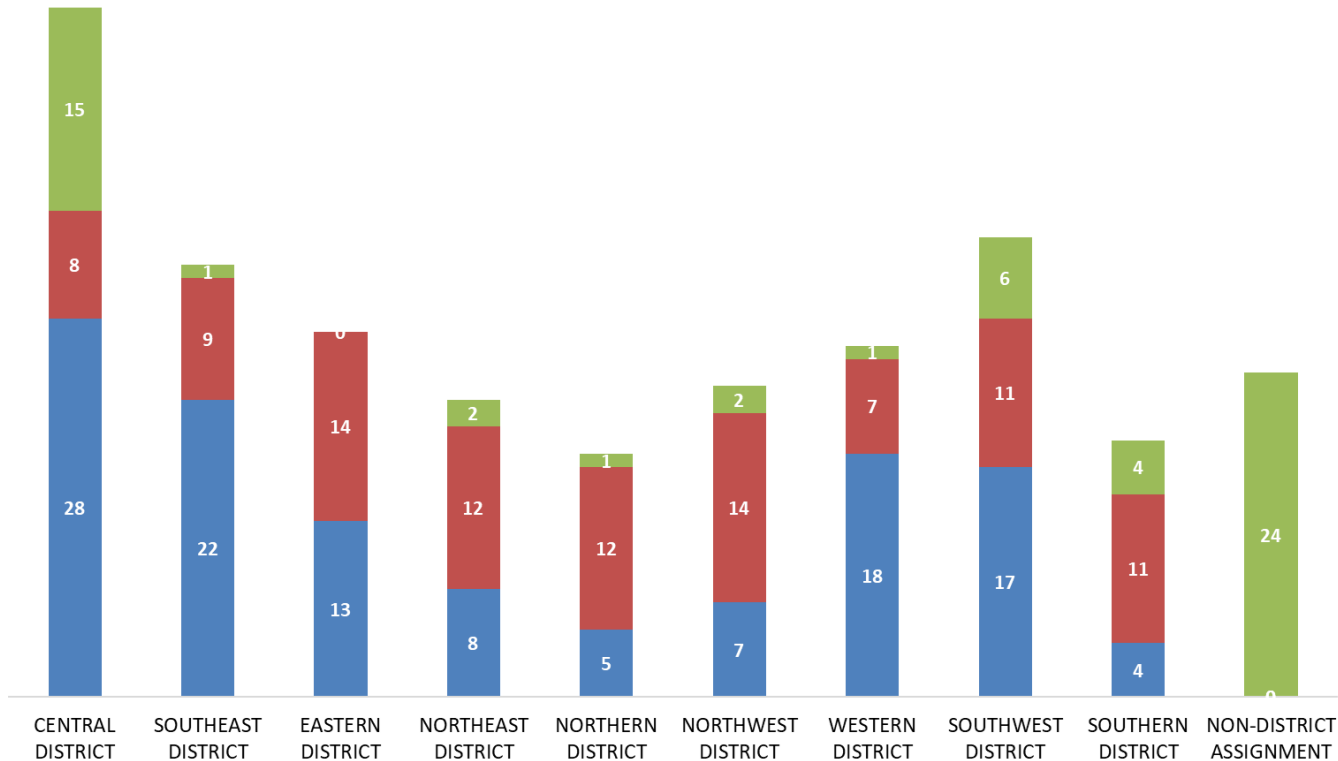
CD	SED	ED	NED	ND	NWD	WD	SWD	SD	NON	Total
50	39	37	22	50	58	79	36	65	56	492



\*YTD through 5/6/2025 based on officer assignment at time of arrest

# MISDEMEANOR CDS ARRESTS

■ Patrol ■ DAT ■ Other



CD	SED	ED	NED	ND	NWD	WD	SWD	SD	NON	Total
51	32	27	22	18	23	26	34	19	24	276

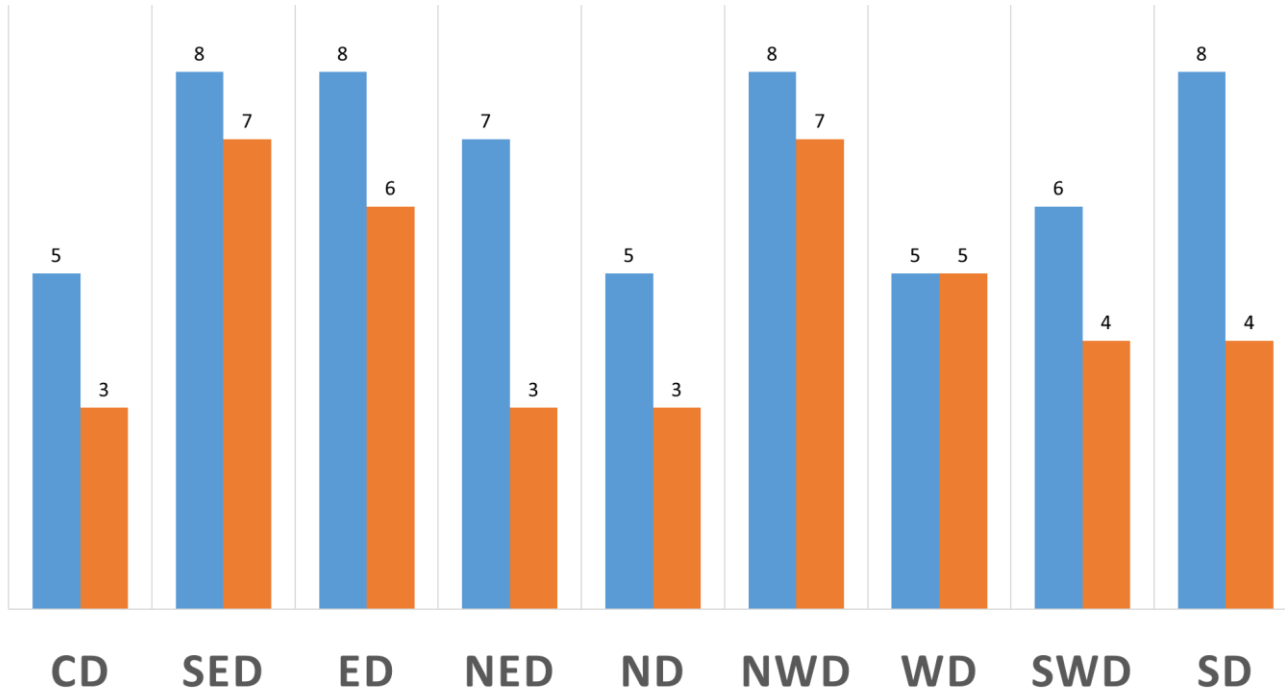


\*YTD through 5/6/2025 based on officer assignment at time of arrest

# CITY-WIDE CRIME OVERVIEW

## HOMICIDES BY DISTRICT

■ 2024 ■ 2025



YEAR	CD	SED	ED	NED	ND	NWD	WD	SWD	SD	Total
2024	5	8	8	7	5	8	5	6	8	60
2025	3	7	6	3	3	7	5	4	4	42



\*YTD through 5/6/2025

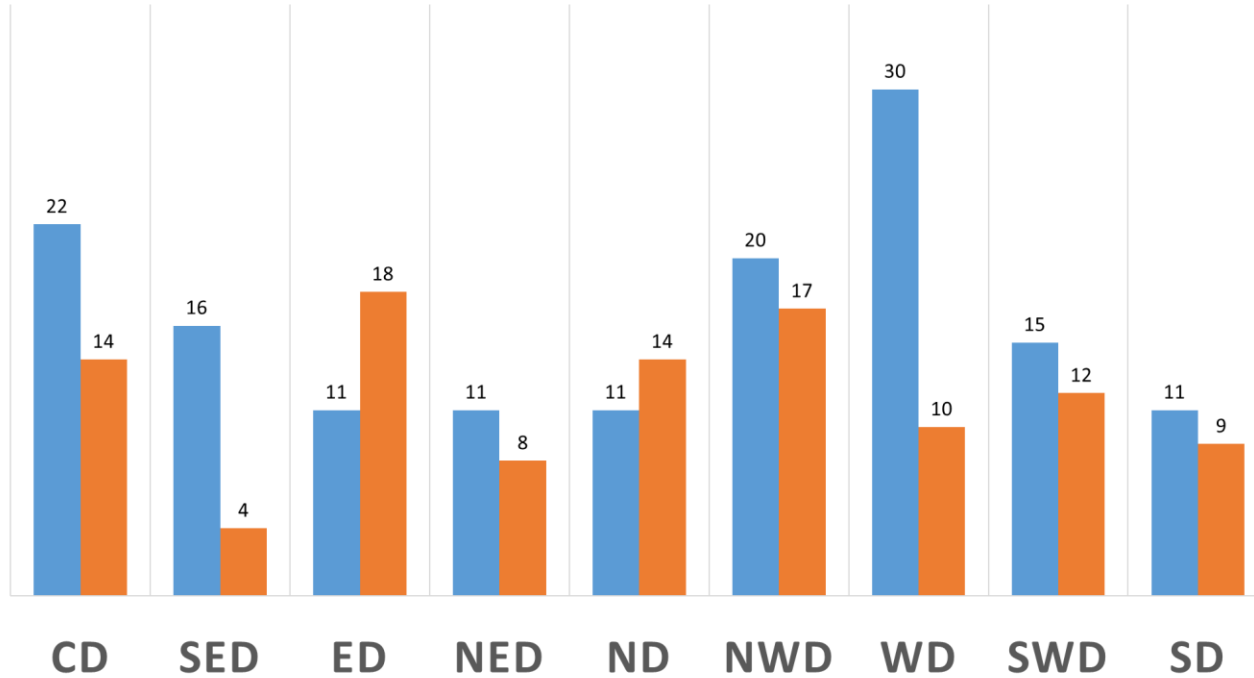
\*\*LYTD through 5/6/2024



# CITY-WIDE CRIME OVERVIEW

## SHOOTINGS BY DISTRICT

■ 2024 ■ 2025



YEAR	CD	SED	ED	NED	ND	NWD	WD	SWD	SD	Total
2024	22	16	11	11	11	20	30	15	11	147
2025	14	4	18	8	14	17	10	12	9	106



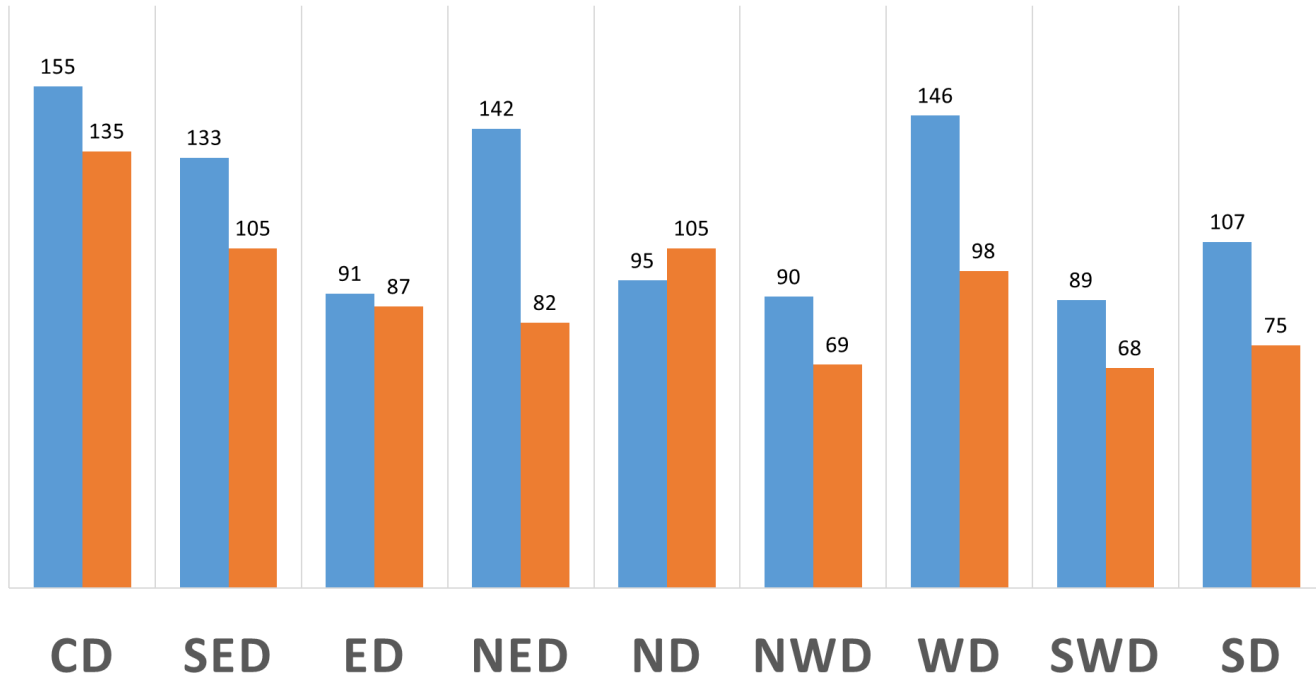
\*YTD through 5/6/2025

\*\*LYTD through 5/6/2024

# CITY-WIDE CRIME OVERVIEW

## ROBBERIES BY DISTRICT

■ 2024 ■ 2025



YEAR	CD	SED	ED	NED	ND	NWD	WD	SWD	SD	Total
2024	155	133	91	142	95	90	146	89	107	1048
2025	135	105	87	82	105	69	98	68	75	824



\*YTD through 5/6/2025

\*\*LYTD through 5/6/2024

# DOMESTIC AND YOUTH VIOLENCE

Domestic Violence Year Over Year

CRIME TYPE	YTD	LYTD	% CHANGE
HOMICIDE	0	1	-100.0%
SHOOTING	1	7	-85.7%
RAPE	5	15	-66.7%
ROBBERY - CARJACKING	1	0	INF
ROBBERY	98	120	-18.3%
AGG. ASSAULT	460	542	-15.1%
BURGLARY	62	41	51.2%
AUTO THEFT	14	12	16.7%
LARCENY	99	128	-22.7%
LARCENY FROM AUTO	5	9	-44.4%
MOTOR VEHICLE PARTS OR	6	7	-14.3%
ARSON	1	3	-66.7%
COMMON ASSAULT	974	1135	-14.2%

Youth Violence Year Over Year

CRIME TYPE	YTD	LYTD	% CHANGE
HOMICIDE	1	5	-80.0%
SHOOTING	12	10	20.0%
RAPE	27	42	-35.7%
ROBBERY - CARJACKING	1	7	-85.7%
ROBBERY	116	159	-27.0%
AGG. ASSAULT	129	167	-22.8%
BURGLARY	11	7	57.1%
AUTO THEFT	1	2	-50.0%
LARCENY	39	59	-33.9%
LARCENY FROM AUTO	1	1	0.0%
MOTOR VEHICLE PARTS OR	1	0	INF
ARSON	0	1	-100.0%
COMMON ASSAULT	355	421	-15.7%



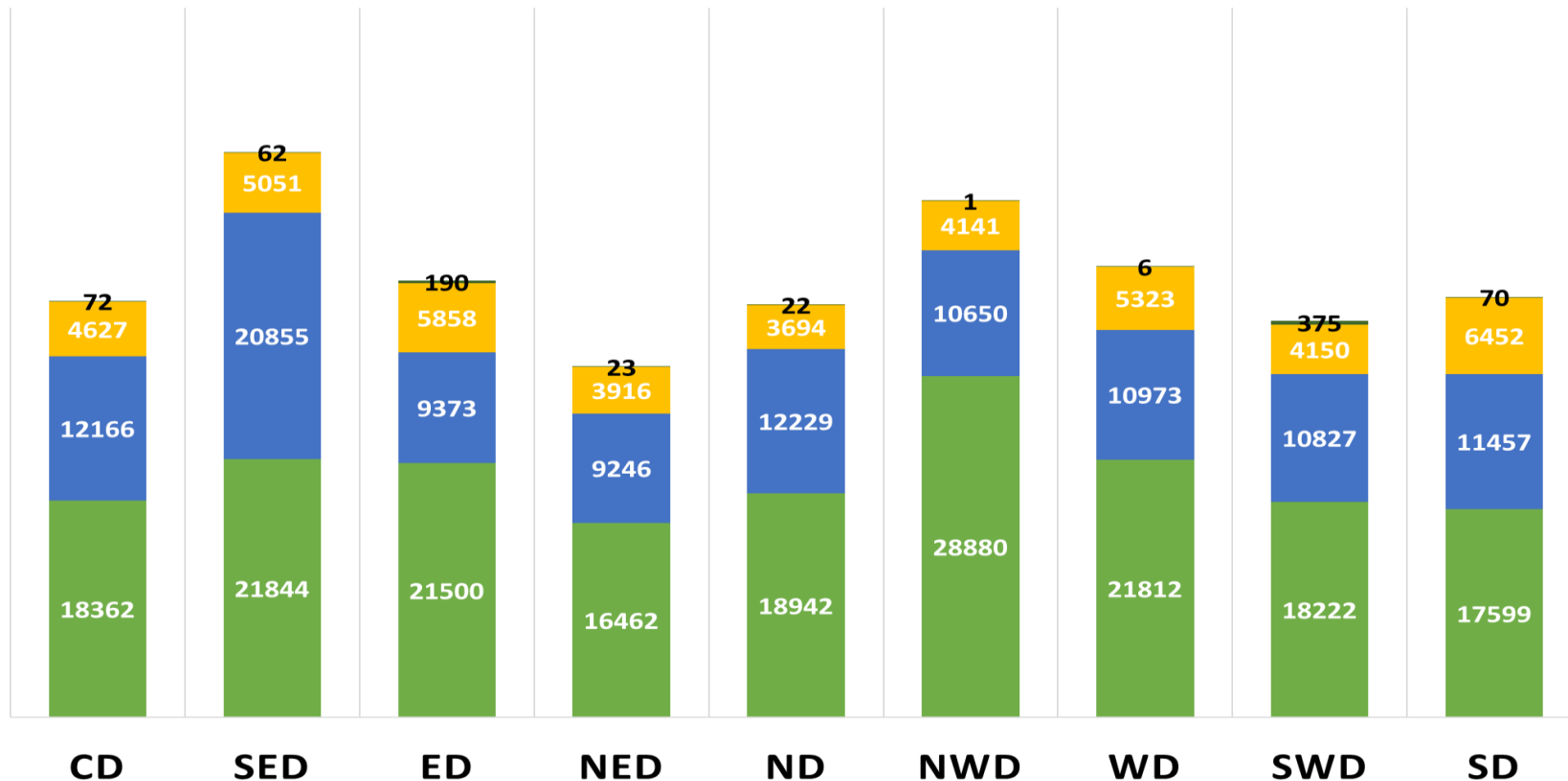
\*YTD through 5/6/2025; LYTD through 5/6/2024

\*\*All counts are victim based

# CAD PROACTIVITY

## PROACTIVITY

■ BUSINESS CHECK ■ FOOT PATROL ■ TRAFFIC ENFORCEMENT ■ BICYCLE PATROL



\*YTD through 5/6/2025

^Minimum four (4) minute call duration

# Youth Processing Update

---

## Significant Process Changes

- Youth Pocket Guide
- Data collection
- Case Decisions and Appeals
- Working with Partner Agencies



# YEARLY TOTAL ARRESTS

Years	Arrests
2022	500
2023	655
2024	636
2025	324
<b>Total</b>	<b>2115</b>

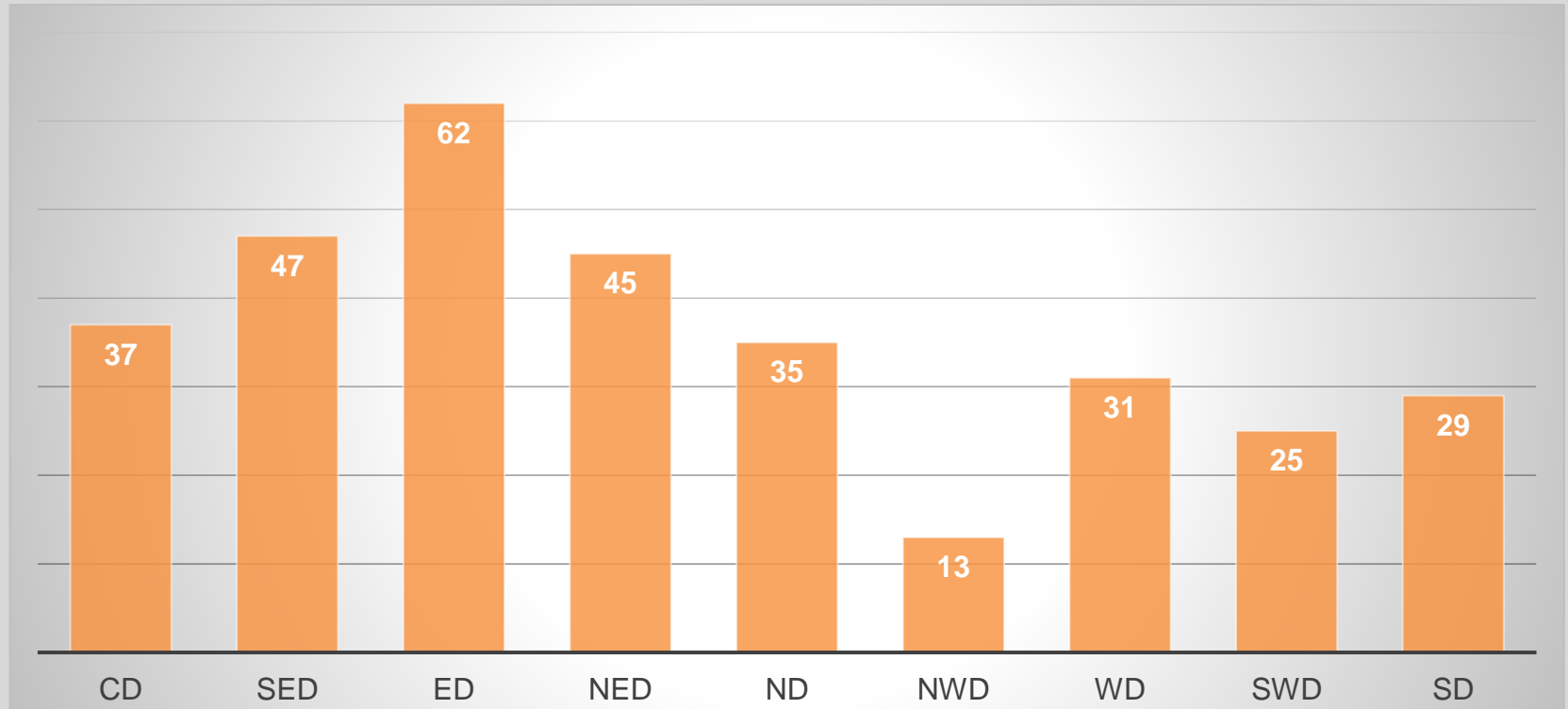
YTD 5/4/25

\*2025 includes Paper Referrals





# JUVENILE ARRESTS



YEAR	CD	SED	ED	NED	ND	NWD	WD	SWD	SD	Total
2024	113	64	78	64	87	46	75	46	73	636
2025	37	47	62	45	35	13	31	25	29	324



\*YTD 5/4/25

\*2025 includes Paper Referrals

^Arrest counts aggregated by district geography  
ED includes school police

# Top 3 Charges

## 2022

Charge	Arrest Total
Stolen Auto	140
Handgun Violation	61
Assault Second Degree	61

## 2023

Charge	Arrest Total
Stolen Auto	283
Handgun Violation	186
Robbery	67

## 2024

Charge	Arrest Total
Stolen Auto	194
Robbery	189
Handgun Violation	171

## 2025

Charge	Arrest Total
Robbery	73
Stolen Auto	64
Handgun Violation	31



# Youth Advisory Board

---

- **Consent Decree**
- **Framework**
- **Youth Participation**
- **Next Steps**



# JUNIOR CADETS

- **62 Jr. Cadets**
  - 4 Districts at capacity with 10 Jr. Cadets
- **Representing 20 Baltimore High schools**
  - Weekly meetings with District NCO's
- **Curriculum**
  - Public Safety
  - Nutrition
  - Employment Education
- **Goal**
  - Bring each district to full capacity



# Cal Ripken Sr. Foundation

- **Badges for Baseball**
  - Mentorship program for youth 9-14
  - **Pilot Program**
    - 5 – 10 Officers
    - Cal Ripken Sr. Foundation Summer Camp '25
    - May 27<sup>th</sup> NCO training opportunity
  - **Goal**
    - Long term funding and partnership



# Project Pneuma

- Celebrating over 10 years of partnership
- Areas of focus:
  - Social Emotional Wholeness
  - Physical Fitness
  - Yoga/Mindfulness
  - Martial Arts
  - Breathing New Life Training
  - Art Integration
  - Public Speaking
- Police Academy Partnership
  - Fitness Challenges with BPD trainees

