

FY24 Budget Hearing Follow-Up

JUNE 2, 2023




**MAYOR'S OFFICE OF
RECOVERY
PROGRAMS**
BALTIMORE CITY

Timeline Review Notes



- The [dates in blue](#) are from commitments that were discussed in a Council hearing or appeared in a monthly City Council report. Otherwise, all dates are from Mayor's Office press releases.
- The monthly City Council report represents correct commitment amounts. In some cases, amounts included in press releases were later adjusted or included details on specific projects that were funded through previously announced commitments.
- The City Council report commitment amounts include any new announcement in that month. In some cases, there was a lag between the time of the announcement and when the commitment was first listed in the Council report.
- While Budget Stabilization was announced at a Council hearing on May 17, 2022, it was not fully programmed until May 2023. Therefore, only partial commitment amounts were included in Council reports prior to May 2023.
- Numbers are rounded to the nearest thousand.

Commitment Timeline



ARPA Commitment Timeline | 1 of 6



The [dates in blue](#) are from commitments that were discussed in a Council hearing or appeared in a monthly City Council report. Otherwise, all dates are from Mayor's Office press releases.

ARPA Commitment Timeline | 2 of 6

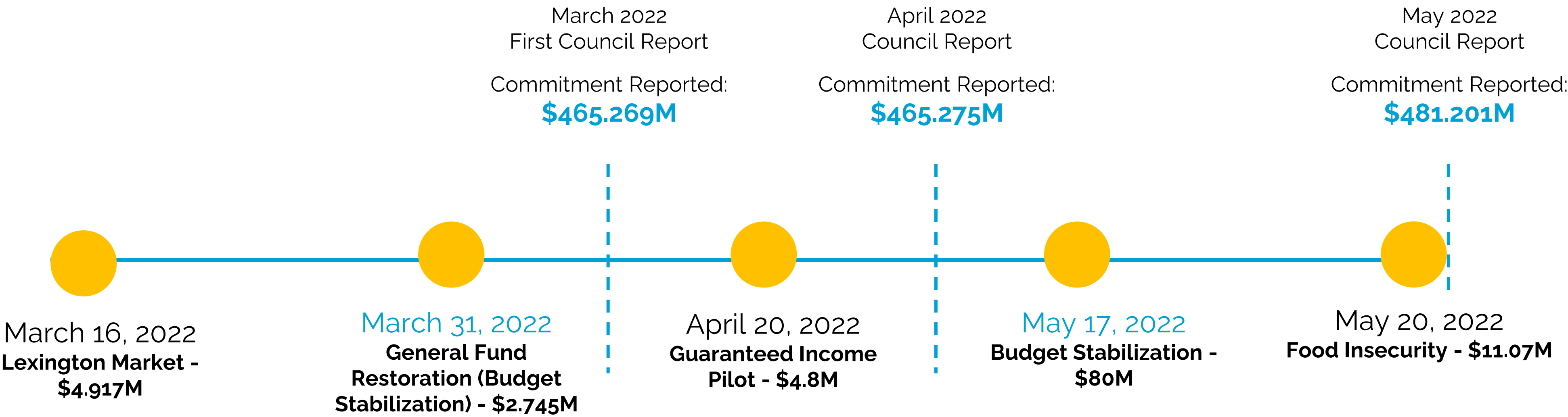


The [dates in blue](#) are from commitments that were discussed in a Council hearing or appeared in a monthly City Council report. Otherwise, all dates are from Mayor's Office press releases.

**The commitment was announced on this date, but the press release did not include an amount because the number of eligible employees was unknown. The amount was published in the first monthly report to City Council.

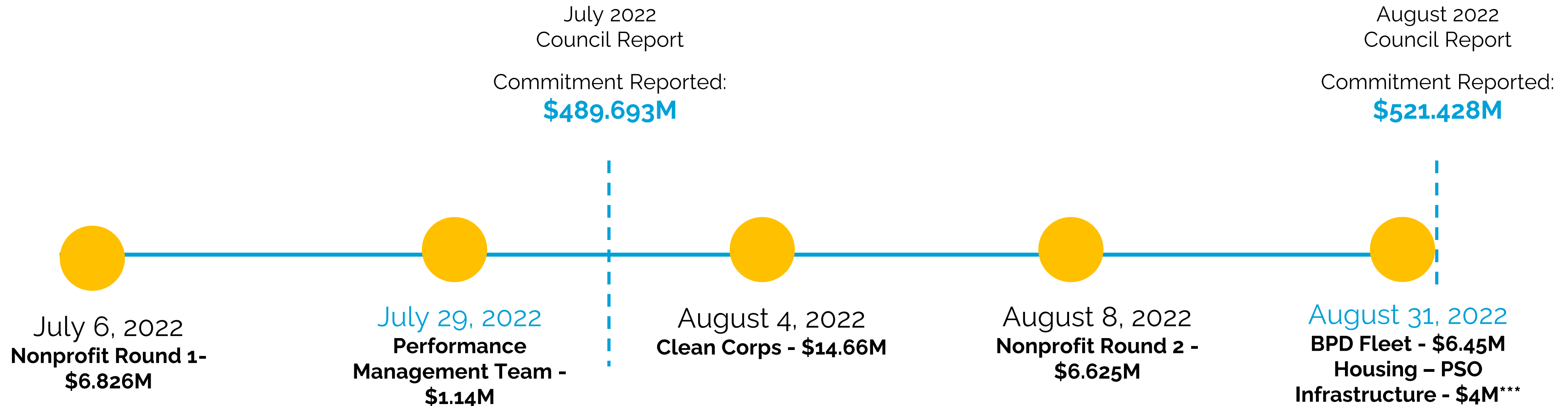


ARPA Commitment Timeline | 3 of 6



The [dates in blue](#) are from commitments that were discussed in a Council hearing or appeared in a monthly City Council report. Otherwise, all dates are from Mayor's Office press releases.

ARPA Commitment Timeline | 4 of 6



The **dates in blue** are from commitments that were discussed in a Council hearing or appeared in a monthly City Council report. Otherwise, all dates are from Mayor's Office press releases.


***The Housing allocation increased from \$100M to \$104M with this additional commitment.

ARPA Commitment Timeline | 5 of 6



The [dates in blue](#) are from commitments that were discussed in a Council hearing or appeared in a monthly City Council report. Otherwise, all dates are from Mayor's Office press releases.

ARPA Commitment Timeline | 6 of 6



The [dates in blue](#) are from commitments that were discussed in a Council hearing or appeared in a monthly City Council report. Otherwise, all dates are from Mayor's Office press releases.

Budget Stabilization Programming – FY24



- Expenditures as of March 31, 2023: \$173,262. Expenditures are associated with the hiring of general fund restoration positions in Law, BCRP, MONSE, BMZA and Procurement and one AFO position.
- More details about each commitment will be available upon budget finalization and agreement execution.

Funding Area	Commitment
Capital Projects (DOT/DGS)	40,000,000
Department of Public Works	15,000,000
Arts, Culture, and Tourism	7,302,866
BCIT Laptop Refresh	5,600,000
Park Heights Library	3,000,000
Public Markets	3,000,000
ARPA Administration	2,000,000
General Fund Restoration	2,745,000
Fiscal Officers (9)	1,352,134
Project Total	80,000,000

Capital Projects

DGS and DOT



- Expenditures as of March 31, 2023: \$0
- \$12.9M is allocated to the Department of General Services
 - City Building Improvements include the replacement of the City Hall roof and renovation of the Northwest Community Action Center
- \$27.1M is allocated to the Department of Transportation
- Readiness and ability to complete projects by the statutory deadlines are critical factors when selecting projects

Project		Amount
City Building Improvements	\$12.9M to DGS	9,350,000
Hamilton Library HVAC Replacement		1,750,000
Herring Run Library HVAC Replacement		1,800,000
ADA Projects	\$27.1M to DOT	15,935,000
Sidewalk Reconstruction Repair		1,165,000
Street Resurfacing		10,000,000
Total		40,000,000

Visit arp.baltimorecity.gov

