

BALTIMORE POLICE DEPARTMENT

April 10, 2024



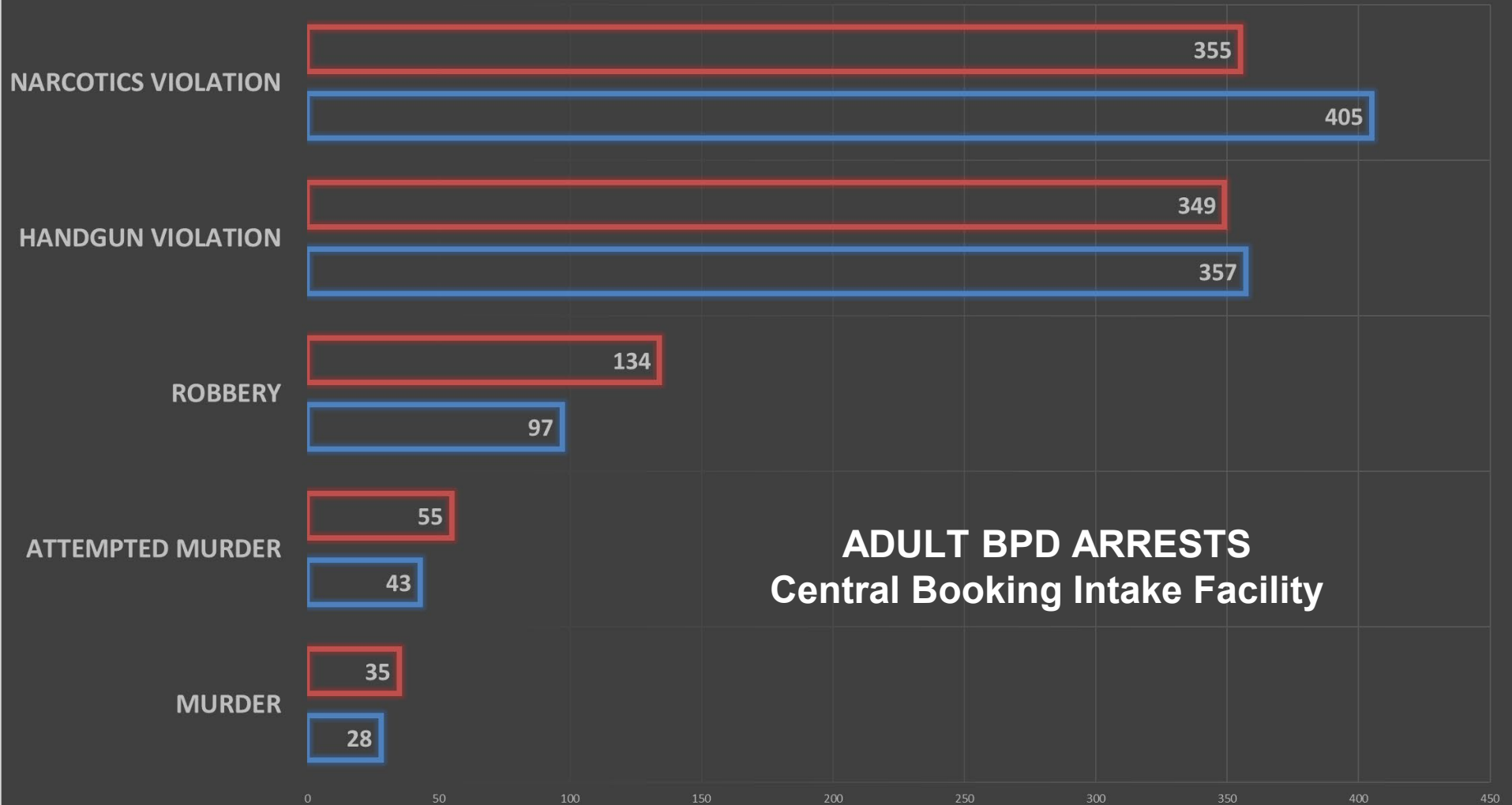
Council President Nick Mosby

Chairman Mark Conway



SIGNIFICANT ARRESTS

2024 2023



*2024 through 4/7/2024
**2023 through 4/7/2023



**Highest CJIS code only. For example there are more HGV arrests, but they are counted in Robbery/Att Murder/Murder arrests instead.*

GUN-RELATED ARRESTS

BALTIMORE POLICE DEPARTMENT

2024 GUN ARRESTS

389

2023 Gun Arrests - 366

6.3%

PATROL

2024 GUN ARRESTS

340

2023 Gun Arrests - 338

0.6%

NON-PATROL

2024 GUN ARRESTS

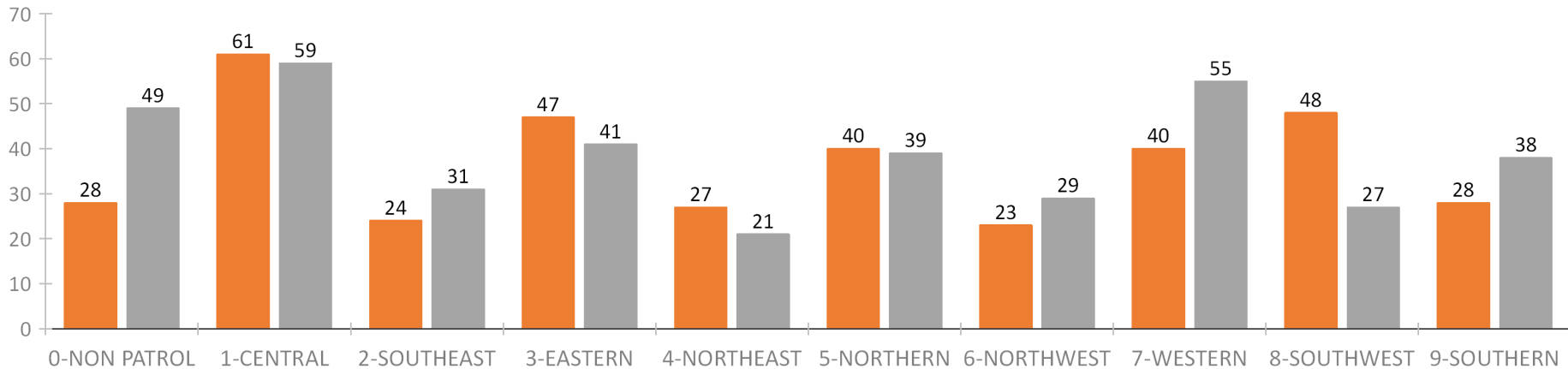
49

2023 Gun Arrests - 28

75.0%

DISTRICT GUN ARRESTS

LYTD YTD

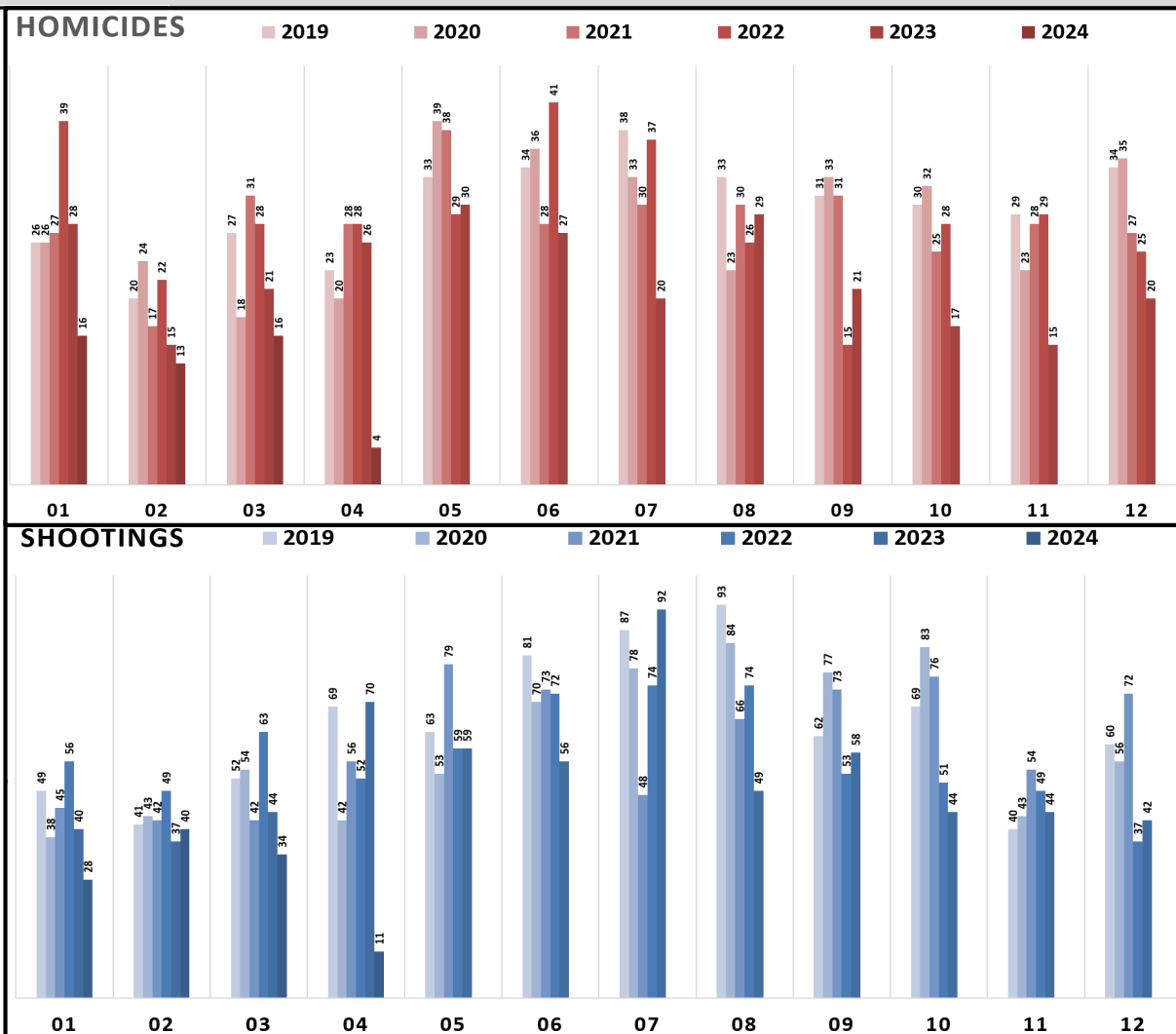


*YTD through 4/7/2024

**LYTD through 4/7/2023

CITY-WIDE CRIME OVERVIEW

CRIME	2024	2023	DELTA
HOMICIDE	49	68	-27.9%
SHOOTING	113	137	-17.5%
RAPE	55	47	17.0%
CARJACKING	104	103	1.0%
COMMERCIAL	129	139	-7.2%
ROBBERY	583	496	17.5%
AGG ASSAULT	1259	1421	-11.4%
BURGLARY	694	671	3.4%
LARCENY	2373	2630	-9.8%
LARCENY F AUTO	947	871	8.7%
AUTO THEFT	1998	1415	41.2%
ARSON	19	29	-34.5%



*YTD through 4/6/2024

**LYTD through 4/6/2023

DOMESTIC AND YOUTH VIOLENCE

Domestic Violence Year Over Year

CRIME TYPE	YTD	LYTD	% CHANGE
HOMICIDE	1	2	-50.0%
SHOOTING	3	3	0.0%
RAPE	8	10	-20.0%
ROBBERY - CARJACKING	0	1	-100.0%
ROBBERY - COMMERCIAL	0	1	-100.0%
ROBBERY	84	91	-7.7%
AGG. ASSAULT	378	464	-18.5%
BURGLARY	25	32	-21.9%
LARCENY	71	111	-36.0%
LARCENY FROM AUTO	3	5	-40.0%
AUTO THEFT	7	8	-12.5%
COMMON ASSAULT	762	896	-15.0%
ARSON	2	1	100.0%

Youth Violence Year Over Year

CRIME TYPE	YTD	LYTD	% CHANGE
HOMICIDE	4	7	-42.9%
SHOOTING	6	24	-75.0%
RAPE	11	9	22.2%
ROBBERY - CARJACKING	7	0	INF
ROBBERY - COMMERCIAL	0	2	-100.0%
ROBBERY	135	47	187.2%
AGG. ASSAULT	115	153	-24.8%
BURGLARY	6	3	100.0%
LARCENY	35	41	-14.6%
LARCENY FROM AUTO	1	0	INF
AUTO THEFT	3	2	50.0%
COMMON ASSAULT	295	337	-12.5%
ARSON	0	0	0.0%



*YTD through 4/6/2024

**All counts are victim based