



BALTIMORE POLICE DEPARTMENT QUARTERLY OVERSIGHT HEARING SEPTEMBER 29, 2021



PUBLIC SAFETY AND GOVERNMENT OPERATIONS COMMITTEE

- Council President Nick Mosby
- Chairman, Councilman Mark Conway



CRIME STATISTICS



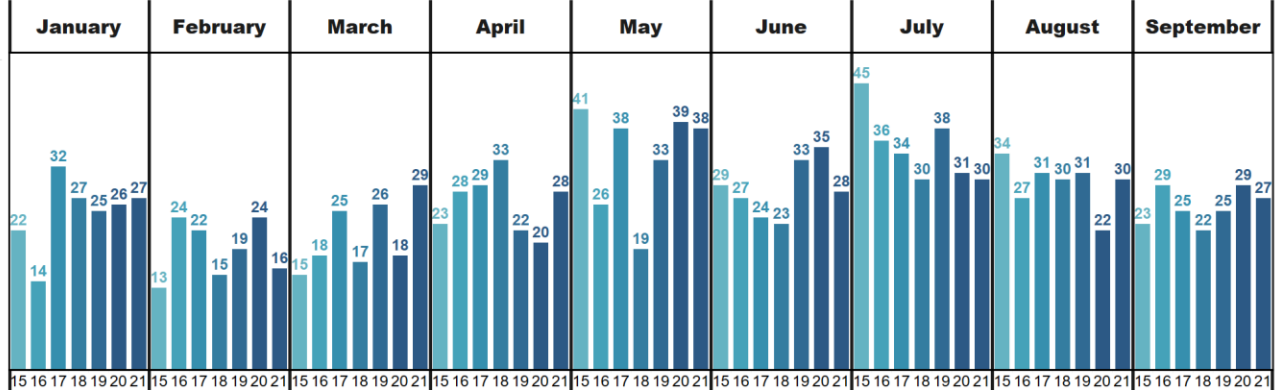
CITY-WIDE CRIME OVERVIEW

Overview of Crime in Baltimore City

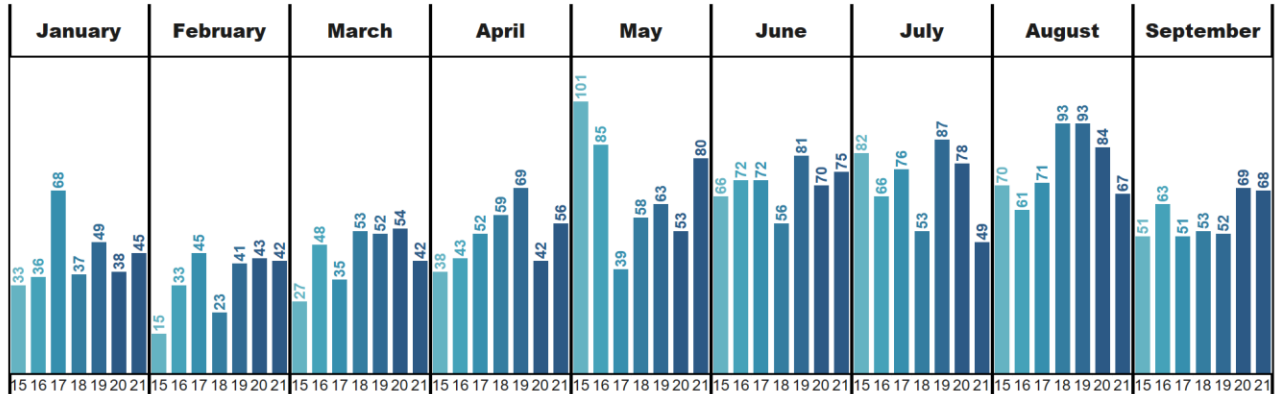
Year over Year Crime Numbers

	Crime (YTD)	Crime (LYTD)	Percent Change
Homicide	253	244	3.7%
Shooting	524	531	-1.3%
Rape	246	197	24.9%
Carjacking	316	359	-12.0%
Robbery Commercial	488	405	20.5%
Robbery Street	1,221	1,528	-20.1%
Robbery Residential	331	394	-16.0%
Aggravated Assault	3,911	3,967	-1.4%
Arson	67	71	-5.6%
Auto Theft	2,324	2,204	5.4%
Burglary	2,508	3,086	-18.7%
Larceny	4,676	5,660	-17.4%
LFA	2,999	2,600	15.3%

Number of Homicides by Month & Year Compared to 2021

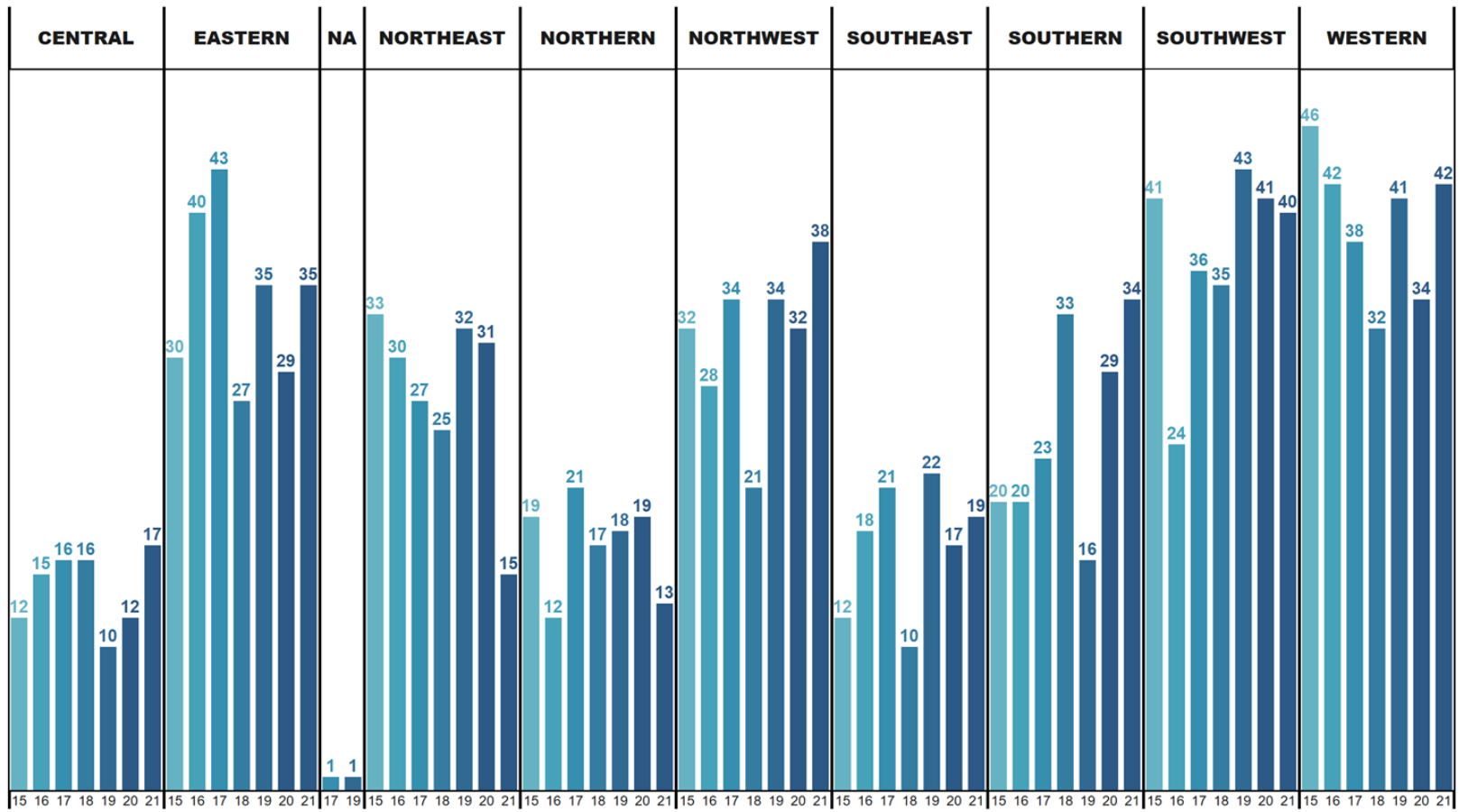


Number of Shootings by Month & Year Compared to 2021



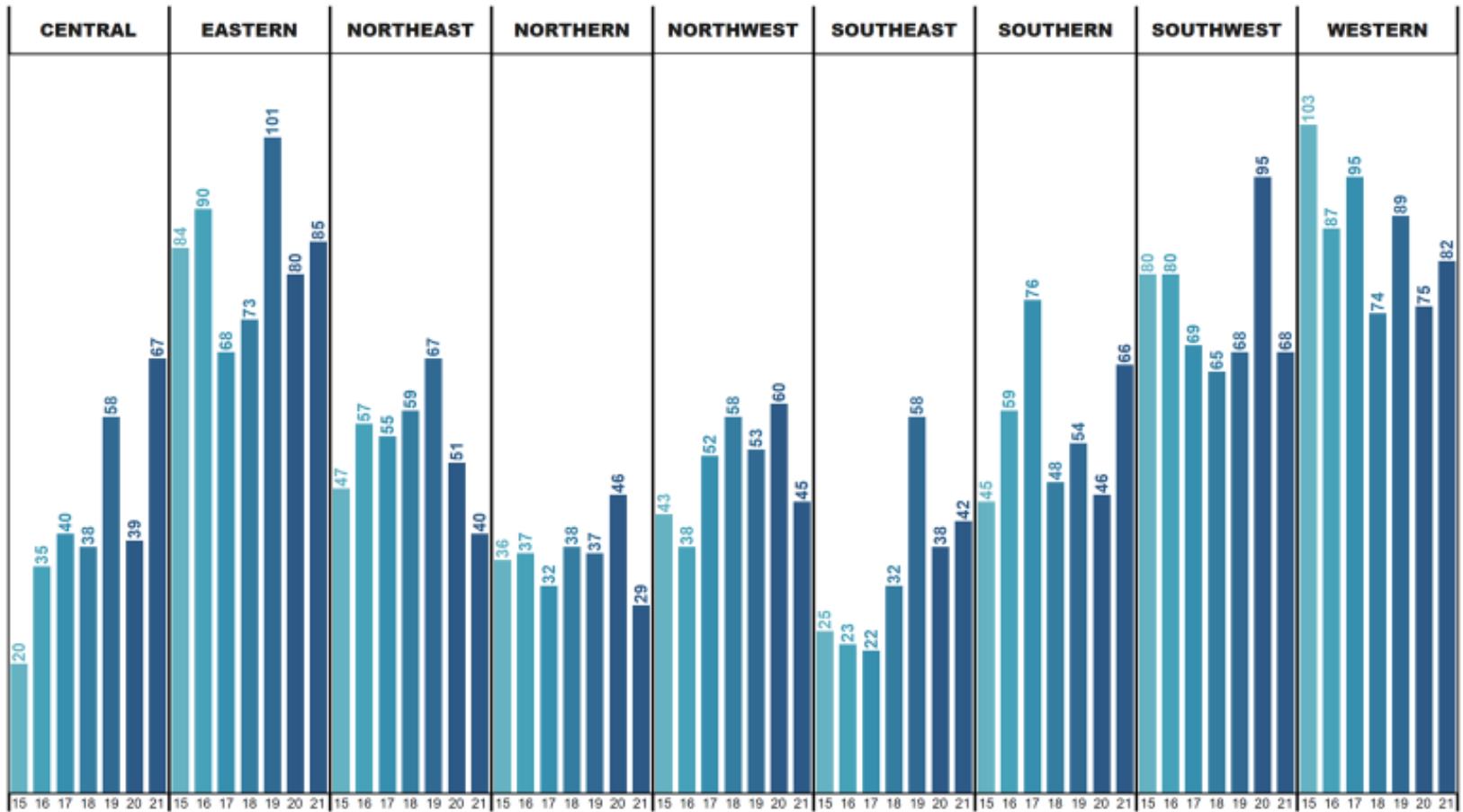
DISTRICT HOMICIDE COMPARISON

Number of Homicides by District & Year Compared to 2021



DISTRICT SHOOTING COMPARISON

Number of Shootings by District & Year Compared to 2021



HOMICIDE ARRESTS

92 Homicide Suspects have been arrested YTD

92 Homicide Suspects Arrested YTD

19 Suspects
with No Prior
Arrests

73 Suspects with Previous Records

38 Repeat Violent
Offenders

0 20 40 60 80 100



SHOOTING ARRESTS

92 Non-Fatal Shooting Suspects have been Arrested YTD

92 Non-Fatal Shooting Suspects Arrested YTD

26 Suspects with
No Prior Arrests

66 Suspects with a Previous Record

40 Repeat Violent
Offenders

0

20

40

60

80

100



GUN-RELATED ARRESTS

Gun-Related Arrests in Baltimore City

GUN ARRESTS 2021

1,022

Gun Arrests 2020 | 983 ▲
3.97%

PATROL GUN ARRESTS 2021

931

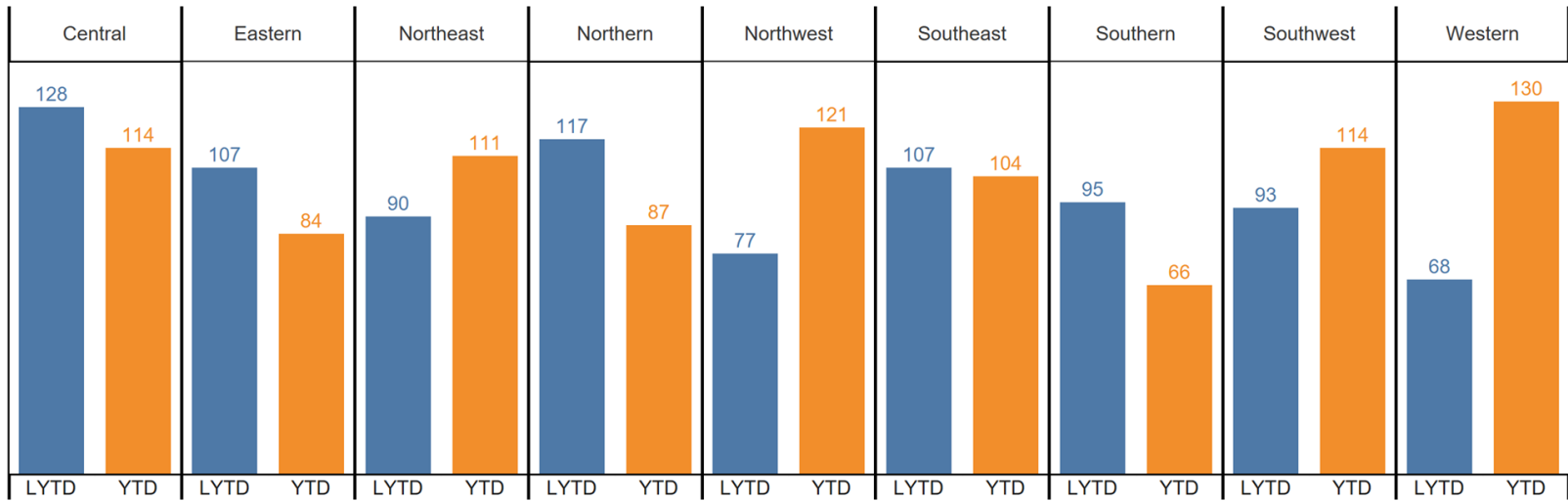
Gun Arrests 2020 | 882 ▲ 5.56%

NON-PATROL GUN ARRESTS 2021

91

Gun Arrests 2020 | 101 ▼
-9.90%

Gun Arrests by District



CLEARANCE RATES

HOMICIDE

2021: 40.5%

2020: 40.0%

National 2019 UCR Clearance for Comparable Cities: 54.7%

NON-FATAL SHOOTINGS

2021: 26.7%

2020: 19.9%

***National 2019 UCR Clearance for Comparable Cities: 26.1%**

**Non-Fatal Shootings are not a UCR offense. The comparable clearance rate is for Aggravated Assaults with a firearm.*

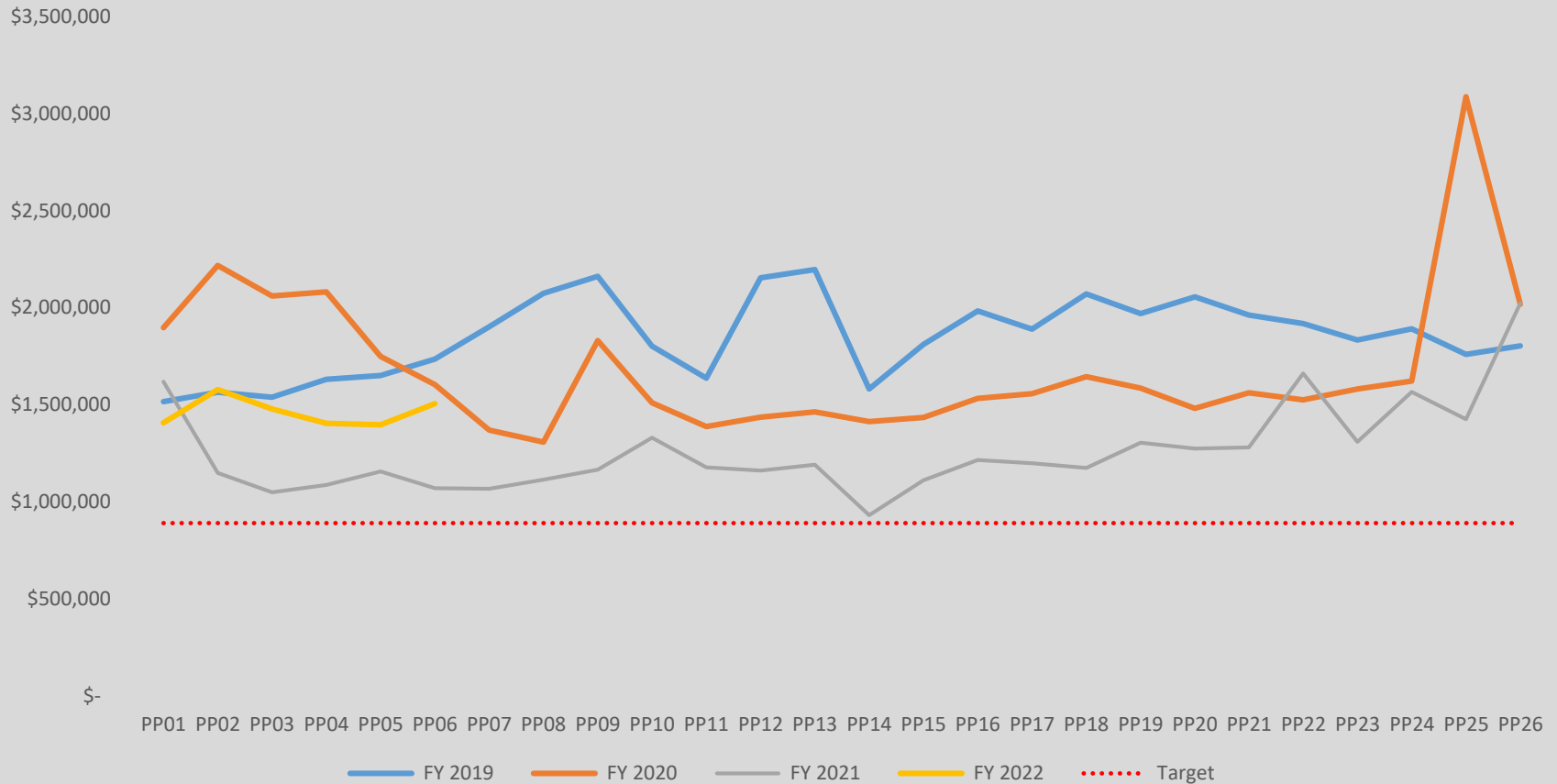


OVERTIME AND BUDGET



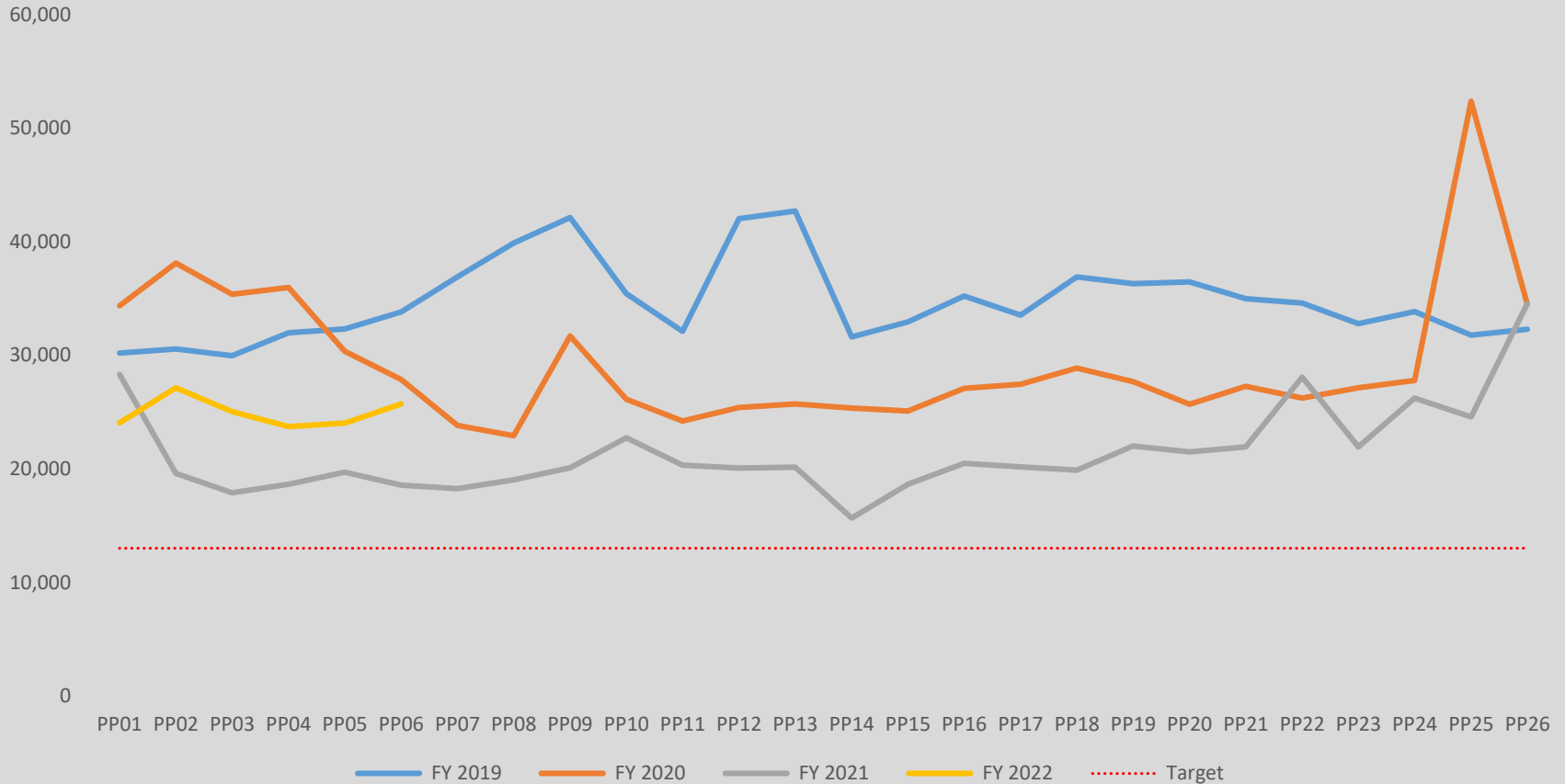
OVERTIME EXPENDITURES COMPARISON

OT Comparison for FY19,FY20,FY21,FY22



OVERTIME HOURS COMPARISON

OT Hours Comparison FY19,FY20,FY21,FY22



STAFFING & RECRUITING



CURRENT STAFFING LEVELS

■ As of September 17, 2021

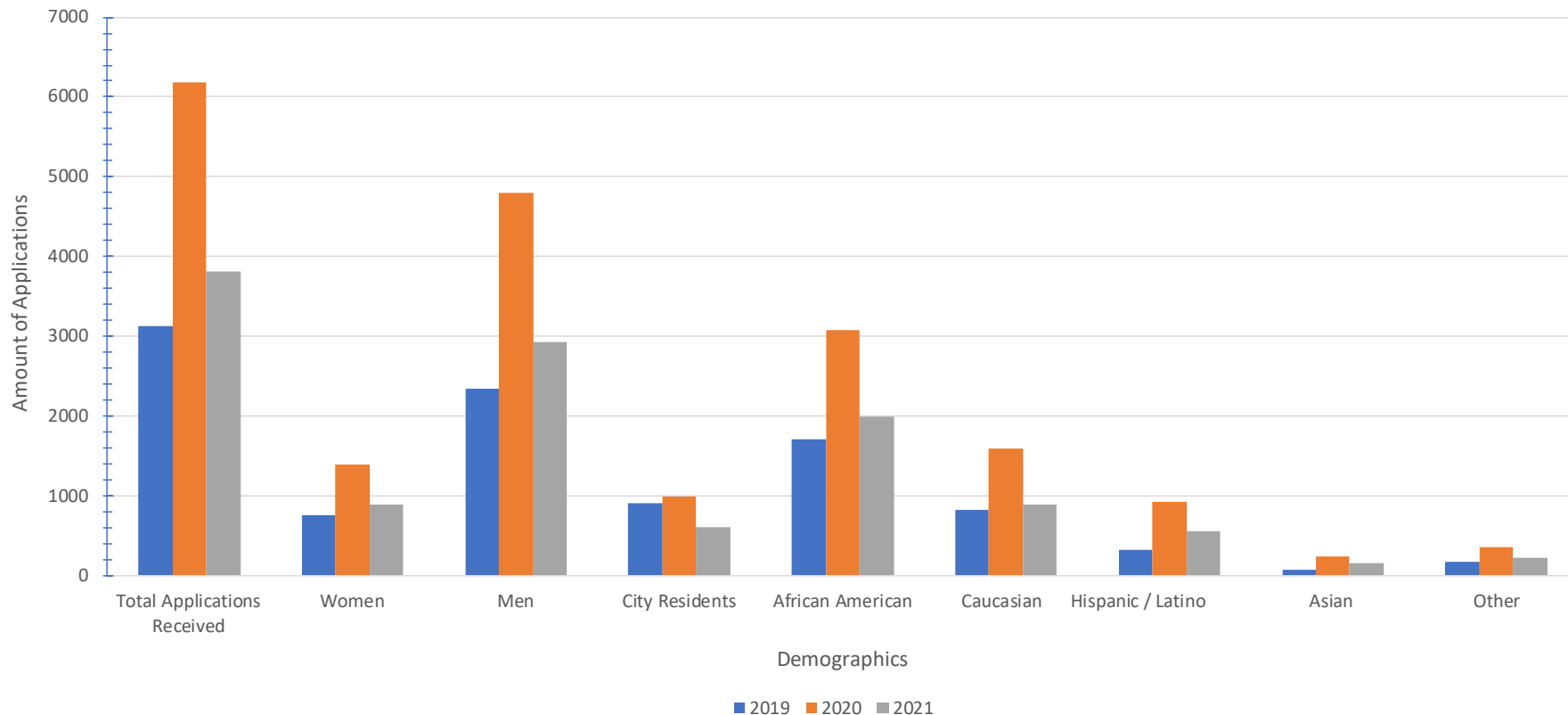
Category	Qty
Sworn Officer Strength	2368
Academy and Field Training	202
Cadets	9
Subtotal	2368
Budgeted Strength	2639
Sworn Officer Vacancies	271

Category	Qty
Civilian Strength	489
Budgeted Positions	556
Civilian Vacancies	67



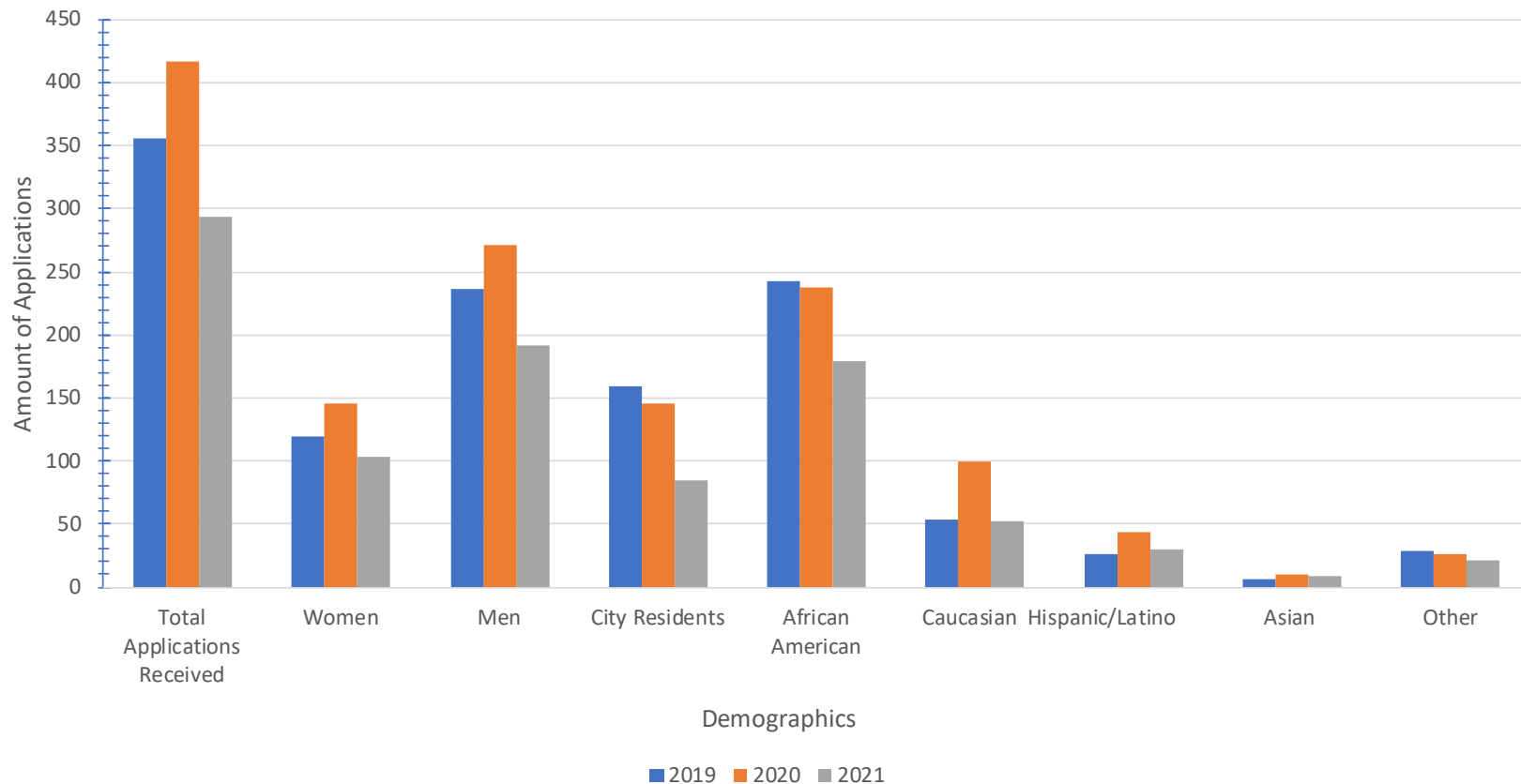
YTD POLICE OFFICER APPLICATIONS 2019-2021

YTD Police Officer Applications Received 1/1-9/19



YTD POLICE CADET APPLICATIONS 2019-2021

YTD Cadet Applications Received 1/1-9/19



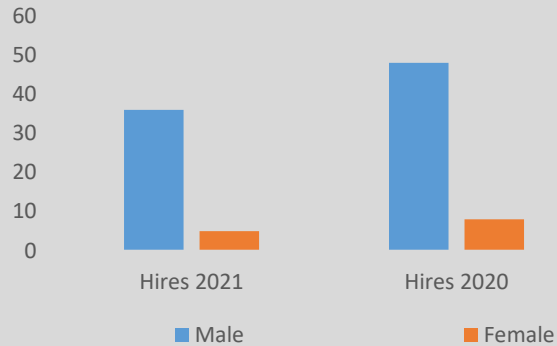
POLICE OFFICER HIRES JULY-SEPTEMBER

Police Officers Hired Quarter 3	41		56		37	
Gender	Hires 2021	% of Hires	Hires 2020	% of Hires	Hires 2019	% of Hires
Male	36	88%	48	86%	33	89%
Female	5	12%	8	14%	4	11%
Race						
African American	12	29%	18	32%	6	16%
Caucasian	10	24%	24	43%	18	49%
Hispanic / Latino	10	24%	10	18%	13	35%
Asian	7	17%	4	7%	0	0%
Other	2	5%	0	0%	0	0%
Residence						
Baltimore City	9	22%	16	29%	8	22%

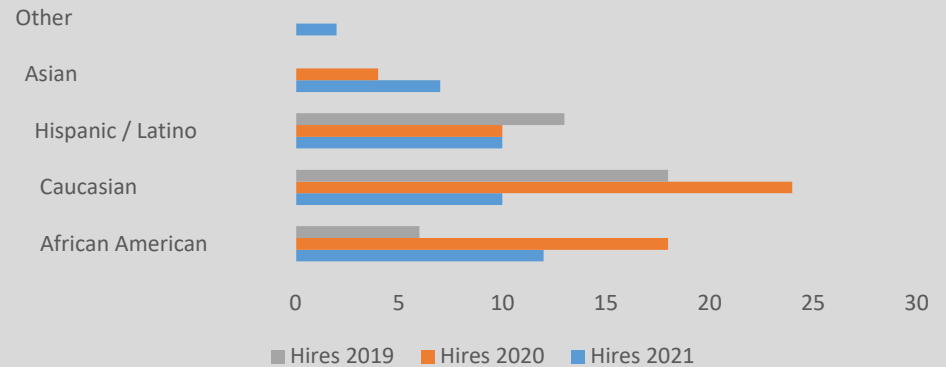


3RD QUARTER POLICE OFFICER HIRES 2019-2021

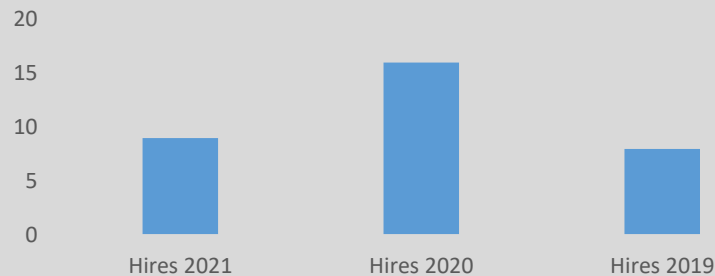
Police Officer Hires Male / Female Breakdown



Police Officer Hires Race Breakdown



Police Officer Hires Originating from Baltimore City



HIRING & ATTRITION COMPARISON

<i>Year</i>	Sworn Separations	Average Separations per Month	Sworn Hires	Average Sworn Hires Per Month	Net Gain / Loss
2019	196	16	157	13	-39
2020	223	19	224	19	+1
2021 (YTD)	197	23	129	15	-68



CONSENT DECREE



REFORM PROCESS

Policy

Training

Implementation



TRAINING PROGRESS



All sworn members will be trained in Community Policing by next month



CIT (Crisis Intervention Team) Certification training has begun



The third Fair & Impartial Policing module is in progress



IMPLEMENTATION PROGRESS


Section	Policy/Plan				Training				Implementation Status
	Drafting	Collaboration	Public Comment	Approved	Drafting	Collaboration	Public Comment	Delivery	
Community Oversight Task Force									
Community Policing									
Stops, Searches, and Arrests									
Impartial Policing									
Behavioral Health: General									
Behavioral Health: CIT Officers									
Behavioral Health: System Coordination									
Use of Force									
Interactions with Youth									
Transportation									
First Amendment									
Sexual Assault Investigations									
Technology Modernization									
Policies Generally									
Training Generally									
Supervision: Field Training									
Supervision: Duties & Training									
Supervision: Early Intervention System									
Misconduct: Intake									
Misconduct: Investigations									
Misconduct: Discipline									
Misconduct: Transparency									
School Police									
Staffing, Recruitment & Retention									
Employee Performance Evaluations									
Promotions									
Officer Assistance & EPIC									
<div> <div>Legend</div> <div>Not Applicable</div> <div>Not Started</div> <div>In Progress</div> <div>Complete</div> </div>									



LATEST REPORTS



2020 REPORT ON MISCONDUCT INVESTIGATIONS



ASSESSMENT OF 2020 FIRST AMENDMENT PROTECTED ACTIVITIES

REPORT PUBLISHED: SEPTEMBER 2, 2021

Assessment of Arrests Resulting in a Release Without Charge (RWOC)
(Referred to as "BPD Analysis of State's Attorney's Office Arrest Data" in the Updated Fourth Year Monitoring Plan)
Baltimore Police Department
1st Quarter, 2021

Overview

The Baltimore Police Department (BPD) is dedicated to upholding the Constitution and enforcing laws in a fair, impartial, and ethical manner. As part of this commitment, BPD conducts a quarterly analysis of arrests that resulted in suspects being released without charge (RWOC) by the State's Attorney's Office (SAO). In this analysis, BPD assesses the quality of those arrests, takes necessary corrective actions, and identifies opportunities to improve departmental performance.

If an arrest lacks Probable Cause (PC), it will be included in the list of RWOC dispositions. However, RWOC incidents also include all arrests in which the SAO has declined to prosecute. The SAO may decline to prosecute for many reasons, including prosecutorial discretion or if the SAO determined it was unable to prove the criminal charge(s) beyond a reasonable doubt, even if PC existed. In turn, this review encompasses an array of arrests declined for a variety of reasons.

This report is the fourth of continuous quarterly assessments on this topic. The review period is after the completion of agency-wide training on stops, searches and arrests (SSA) and the implementation of new and improved policy mandates that directly address many of the deficiencies identified in previous reports.

This report details the following elements of this review:

1. Methodology for this analysis;
2. Statistical analysis of RWOCs and any associated trends;
3. Case review findings regarding RWOCs demonstrating deficiencies; and
4. Recommendations to address the findings of this report.

Methodology

To conduct this assessment, BPD obtains a list of arrests from the SAO that concluded with releasing the suspect without charges. Upon receipt of the list of RWOC arrests, the Inspections Unit separates RWOC arrests which the SAO categorized as "Prosecutorial Discretion," because these may represent policy decisions by the SAO rather than legal issues with the arrest.¹ To ensure that there were no legal or BPD policy issues, BPD randomly reviews 10% of these arrests per

¹ For example, SAO may opt not to prosecute certain crimes due to policy decisions made about misdemeanor Marijuana Possession and other crimes during the Covid-19 pandemic.

Read Full Reports: baltimorepolice.org/resources-and-reports



PUBLIC INTEGRITY



YTD MISCONDUCT COMPLAINT DATA (2018-2021)

2021

Investigative Section - Complaints Received	2020	2018 YTD	2019 YTD	2020 YTD	2021 YTD
Internal Complaints Received	460	262	545	322	476
External Complaints Received	596	1584	785	423	480
Total Complaints Received	1056	1846	1330	745	956
Investigative Section - Complaints Completed	2020	2018 YTD	2019 YTD	2020 YTD	2021 YTD
Internal Complaints Completed	700	135	315	565	457
External Complaints Completed	1039	1130	1003	833	471
Total Complaints Completed	1739	1265	1318	1398	928
Expedited Resolutions	2020	2018 YTD	2019 YTD	2020 YTD	2021 YTD
Total Cases Flagged for ER	81	N/A	84	48	111
Total Cases Completed (Sustained) thru the ER Process	99	N/A	1	61	95
CRB Eligible Allegations	2020	2018 YTD	2019 YTD	2020 YTD	2021 YTD
Abusive or Discriminatory Language	35	34	36	27	25
Excessive Force (Unwarranted Action & Unnecessary Force)	50	53	85	36	53
False Arrest or False Imprisonment	75	54	86	53	56
Harassment	55	71	149	38	27

Disciplinary Status					
Pending Trial Board	64				
Pending Trial Board - Termination Case	36				
Suspension Status					
Total Currently Suspended (PPS) - w/ Pay	68				
Total Currently Suspended (PPS) - w/o Pay	7				
PPS Returned to Full Duty - 2021	17				
Terminations / Resigned in Lieu	2020	2018 YTD	2019 YTD	2020 YTD	2021 YTD
Terminations	7	10	11	5	11
Resigned/Retired in Lieu of Termination	20	8	9	13	19
Total	27	18	20	18	30

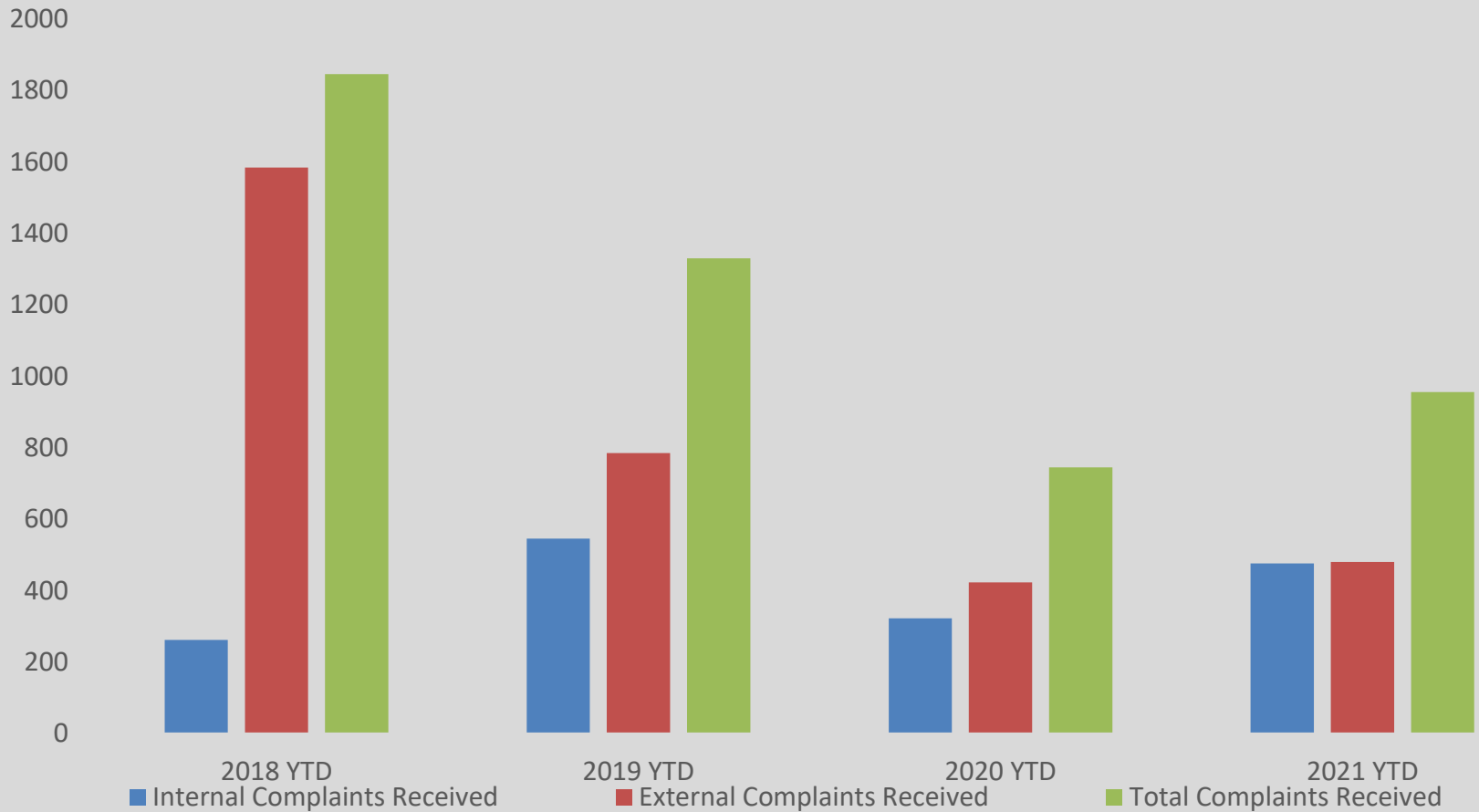
CRB Information	2020	2018 YTD	2019 YTD	2020 YTD	2021 YTD
CRB Completed Cases	388	137	186	316	165
CRB Eligible Cases	215	212	356	154	161
Referrals Received from CRB	44	14	5	34	18

103

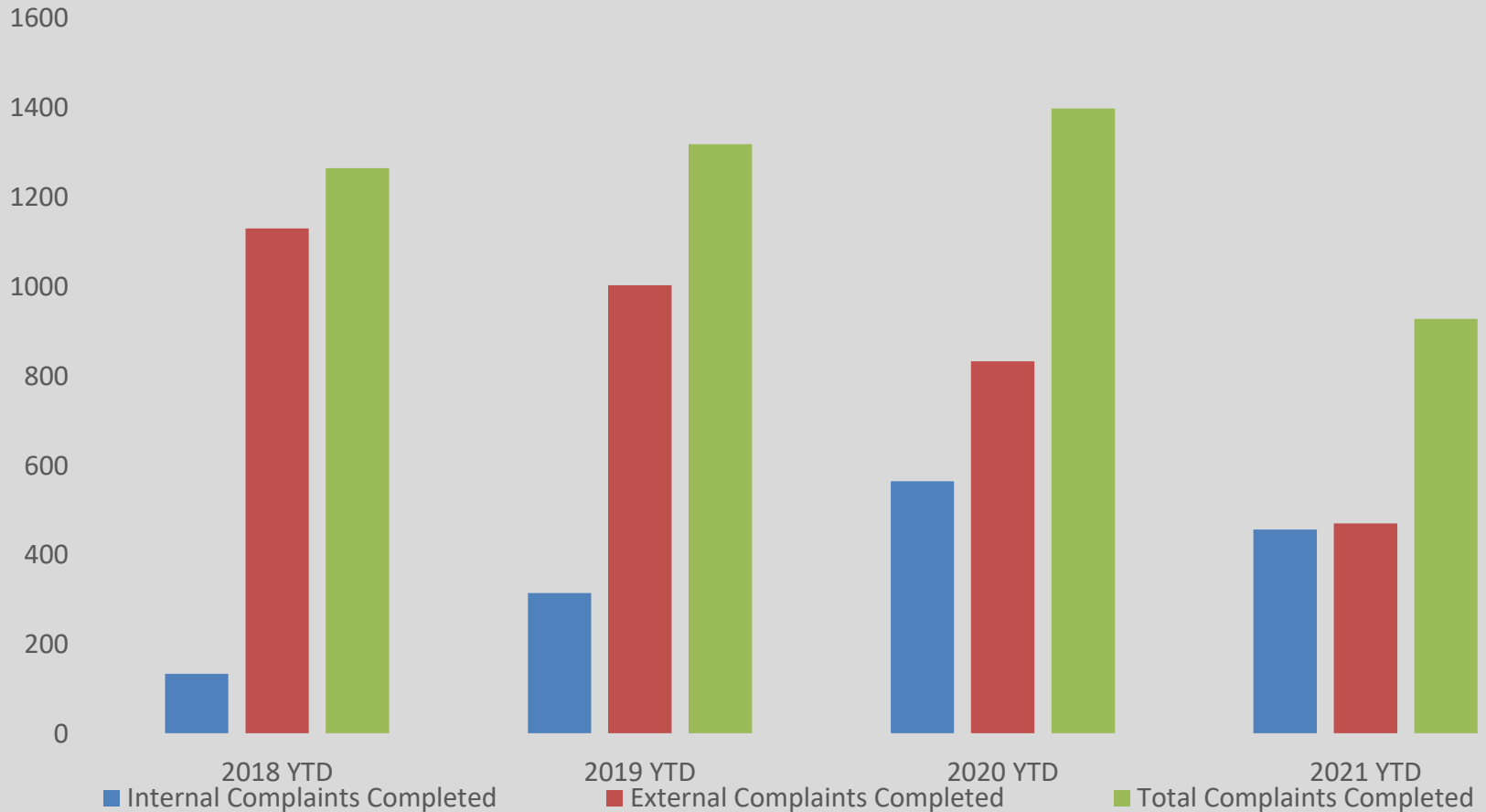
* Command Investigations and Ethics complaints were not categorized as Internal or External until 2019



YTD COMPLAINTS RECEIVED (2018-2021)



YTD INVESTIGATIONS COMPLETED (2018-2021)

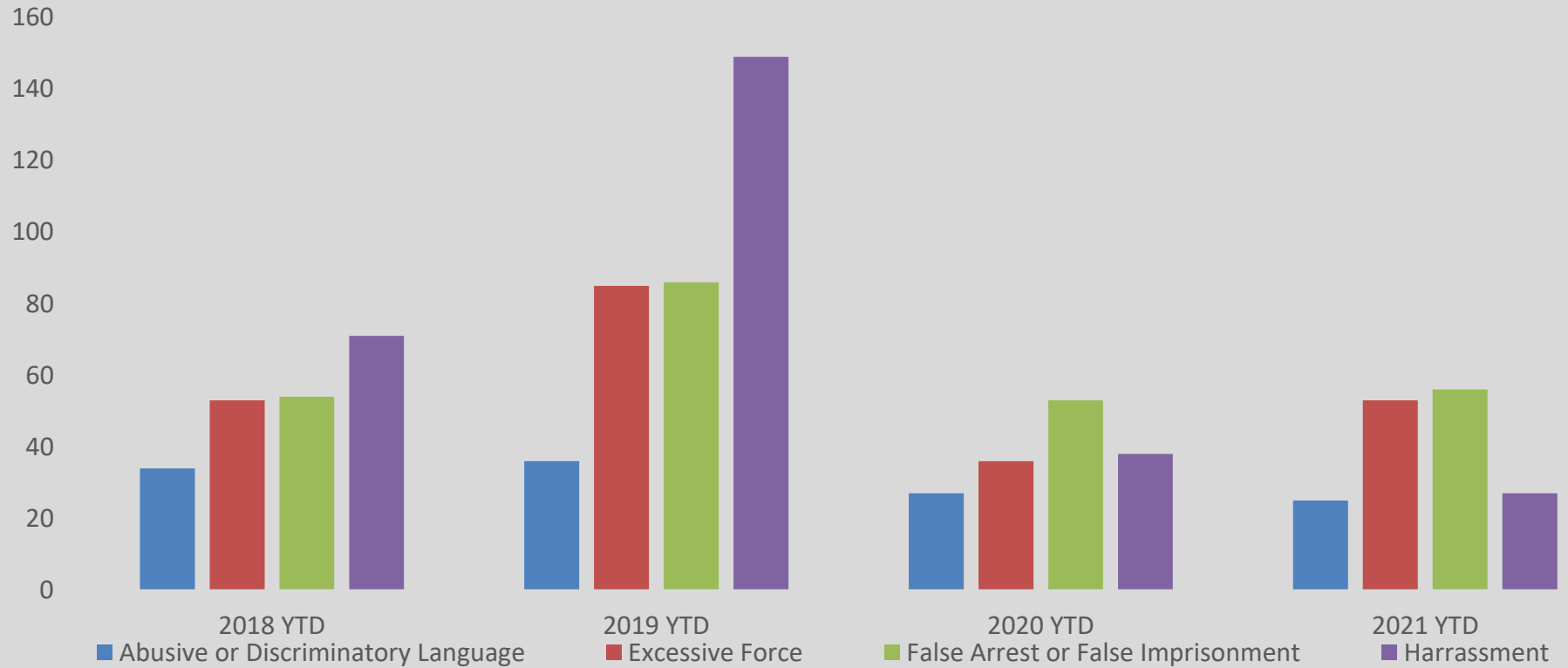


* Command Investigation and Ethics complaints were not categorized as Internal or External until 2019

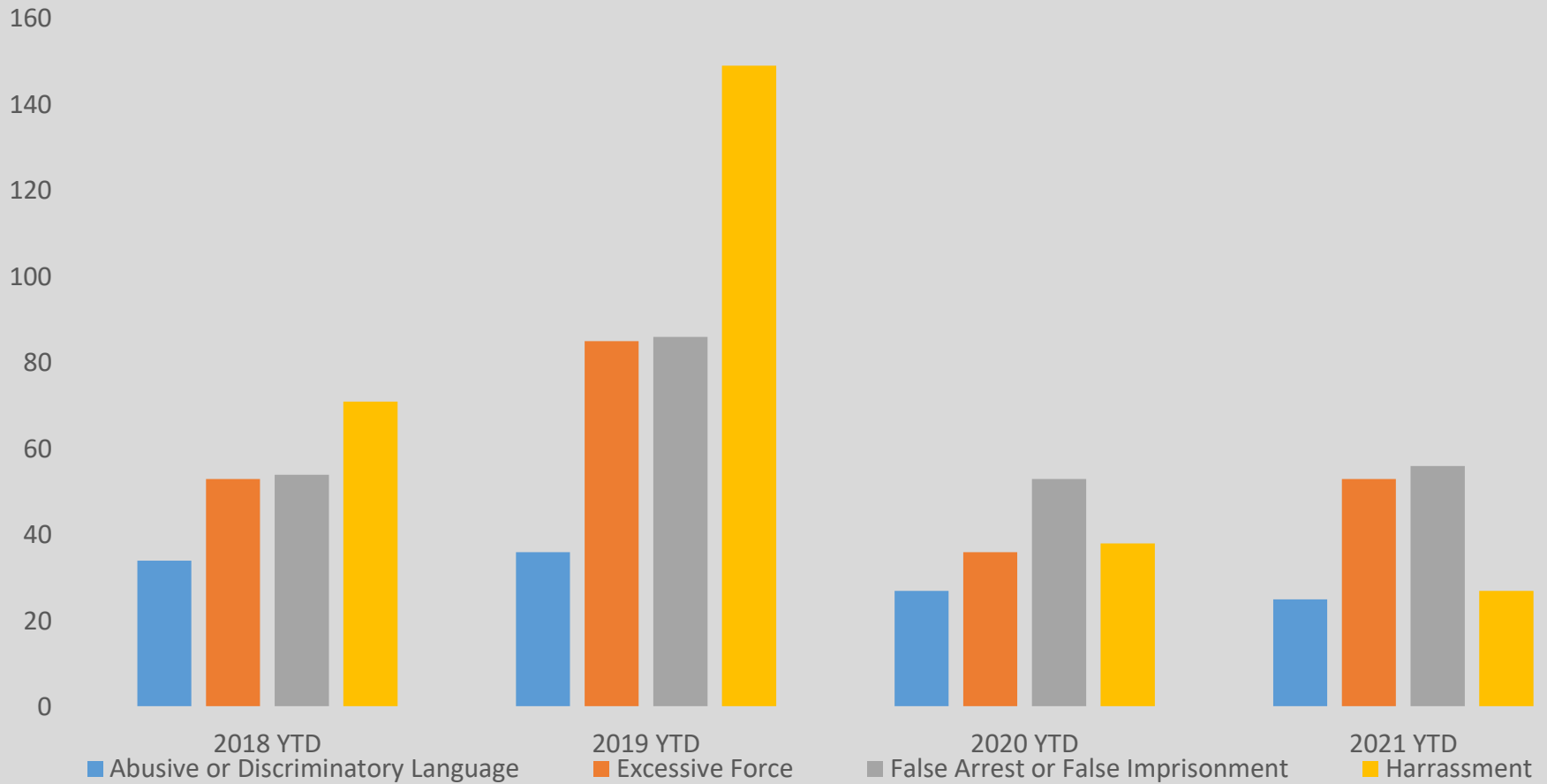


2021 MISCONDUCT STATS

CRB Eligible Allegations



CRB ELIGIBLE ALLEGATION COMPARISON



OVERALL EXPEDITED RESOLUTION DATA

- Expedited Resolution of Minor Misconduct.
- Allegations currently qualified for Expedited Resolution;
 - Failure to Appear in Court,
 - Neglect of Duty – Loss or Damage of Equipment (Not to Include Firearms)
 - Neglect of Duty - Failure to Attend Psi Medical Appointment
 - Failure to Report and Complete Required Training
- Total flagged Expedited Resolutions cases: 145
- Total routed to command: 182
- Total closed: 169
 - Sustained: 132
 - Not-Sustained: 2
 - Unfounded: 3
 - Exonerated: 32
- Total Expedited Resolution cases not accepted: 12
- Average days to completed ER complaint: 12.4 days (includes to/from PIB)

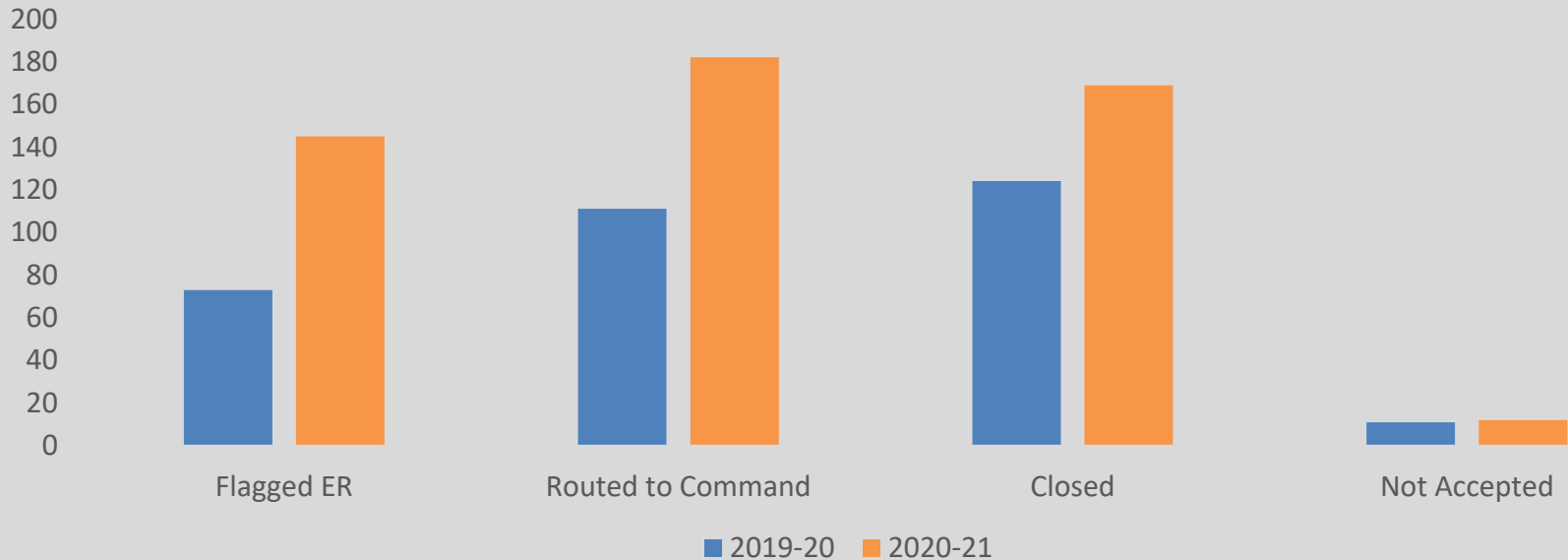
Data from 9/20/2020 to 9/20/2021



EXPEDITED RESOLUTION COMPARISON

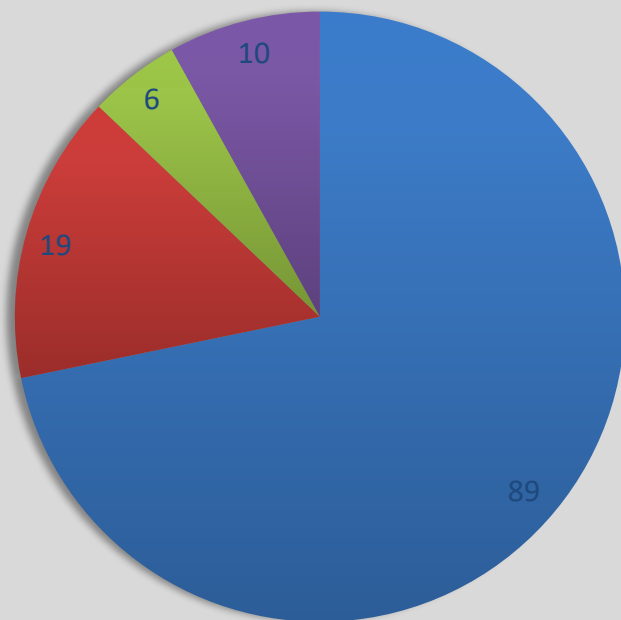
Misconduct Investigations: Expedited Resolutions

2019-2020 comparison to 2020-2021



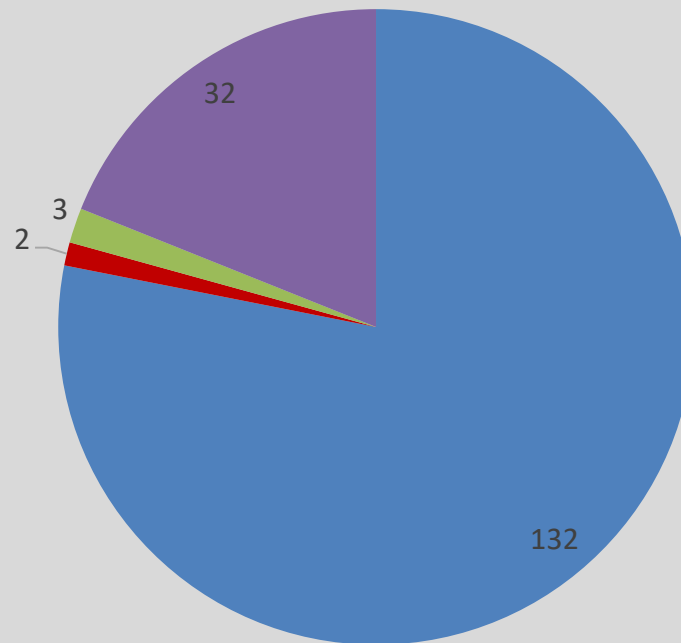
EXPEDITED RESOLUTION CLOSURE COMPARISON

2019-2020



■ Sustained ■ Not Sustained
■ Unfounded ■ Exonerated

2020-2021



■ Sustained ■ Not Sustained ■ Unfounded ■ Exonerated

